



2001

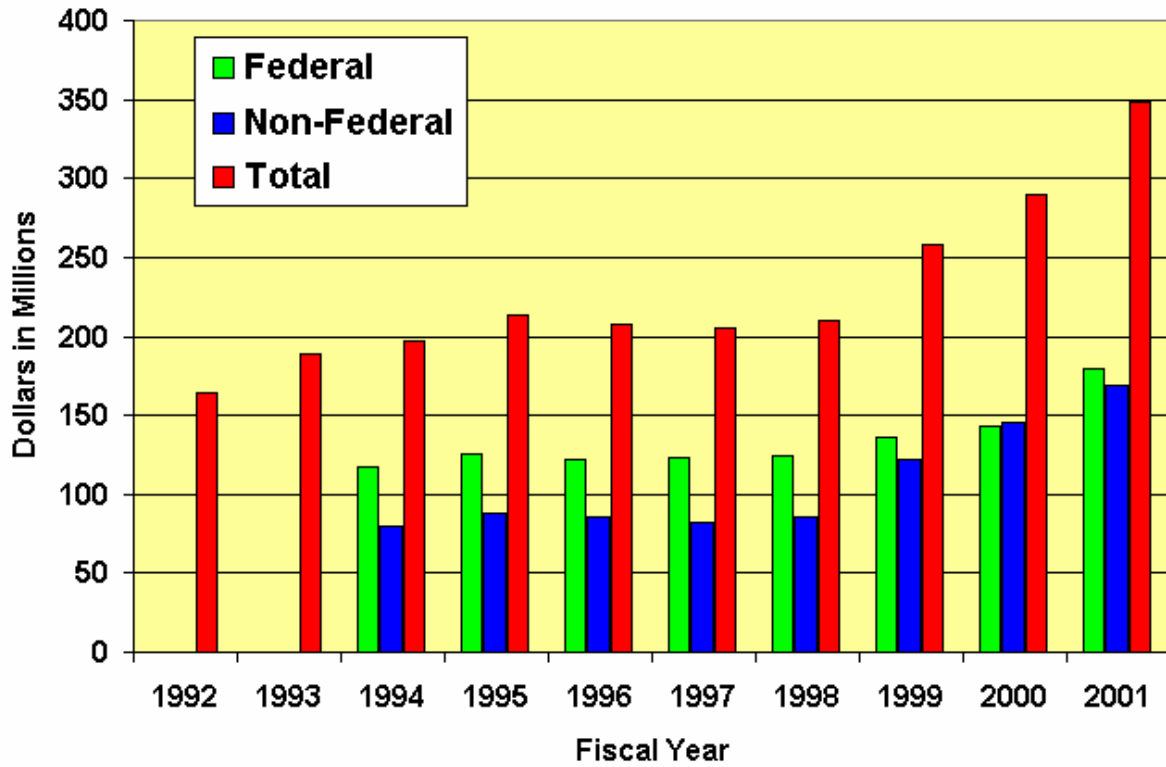


Research Report

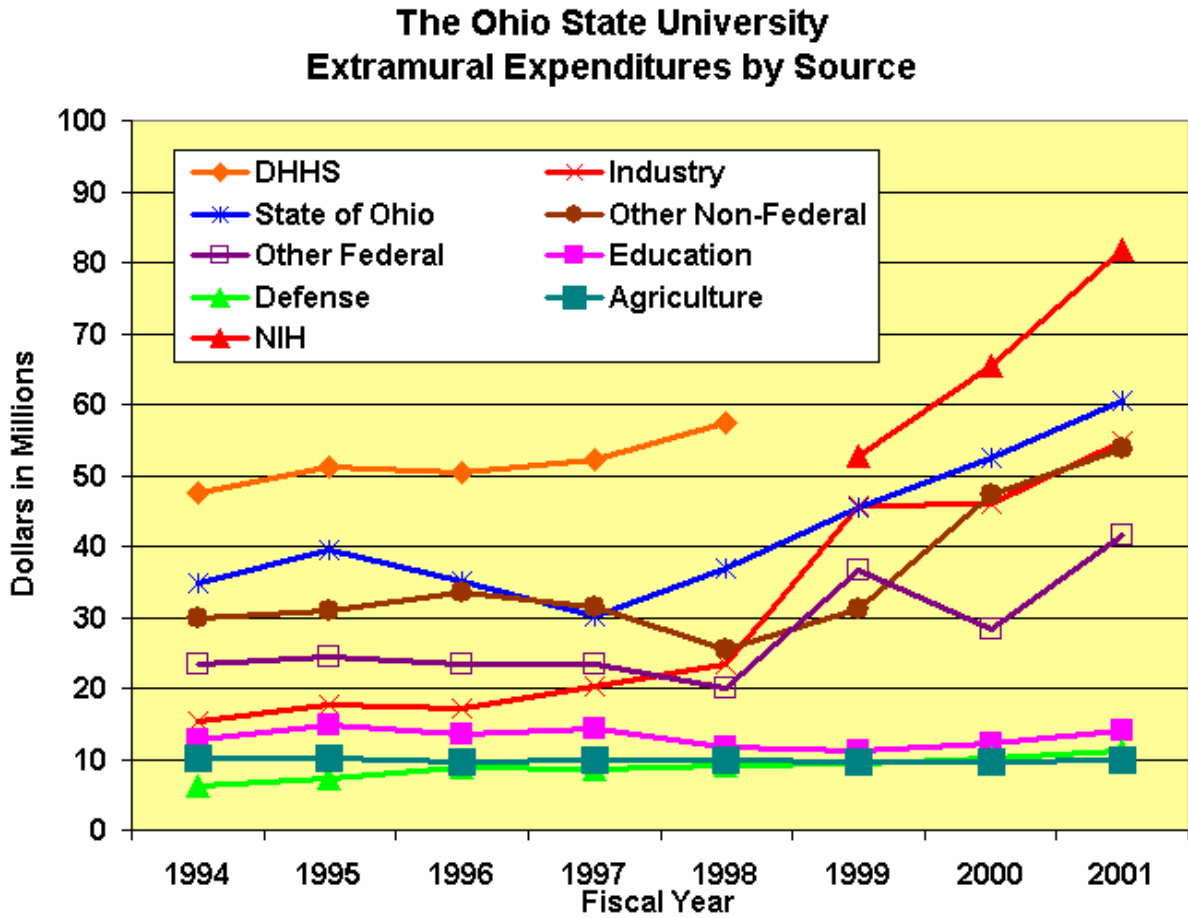
Extramural Expenditure Trends (92-01)	3
Extramural Expenditures by Source (94-01)	4
Expenditures by Administrative Unit.....	5
Expenditures by College	6
Expenditures by Expense Category	7
Expenditures by Sources of Funds	8
Distribution of Projects and Expenditures Among Colleges and Offices of the University	9
Distribution of Projects and Expenditures Among Departments of the University	10
Extramural Award Trends (92-01)	17
Extramural Awards by Source (92-01)	18
Awards by Administrative Unit	19
Awards by Sources of Funds.....	20
Awards by College	21
Awards by PI Rank.....	22
Distribution of New Awards Among Colleges and Offices of the University.....	23
Distribution of New Awards Among Departments of the University.....	24
NIH Awards by College	30
NSF Awards by College.....	31
State of Ohio Awards by College	32
Industry Awards by College	33
Top 25 Research Awards.....	34
Awards to Support Interdisciplinary Research Center Activity.....	35

Extramural Expenditure Trends (92-01)

The Ohio State University Extramural Expenditure Growth



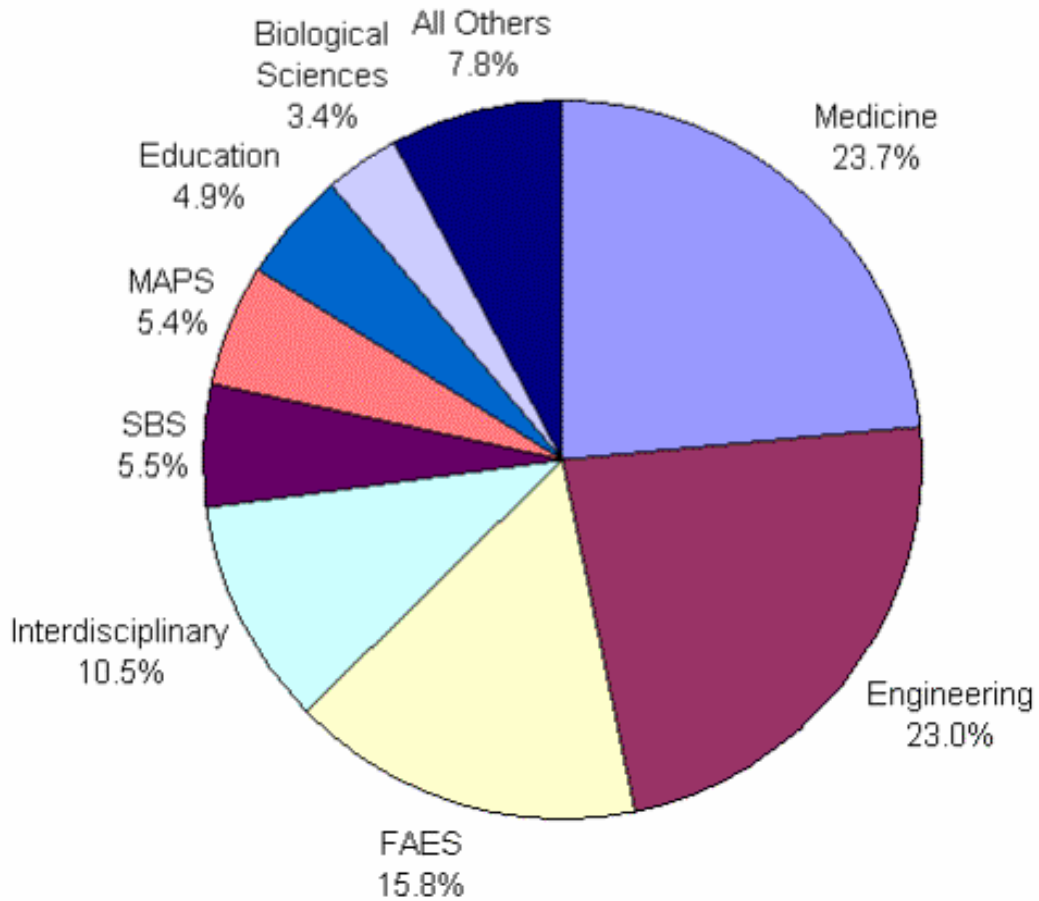
Extramural Expenditures by Source (94-01)



Expenditures by Administrative Unit

	Amount (\$)	No.
Research Foundation (RF)	\$235,069,103	4,539
Ohio Agricultural Research and Development Center (OARDC)	\$31,796,928	419
Children's Research Institute (CHRF)	\$14,334,314	184
OTHER (FAS, OBOR, TRC)	\$67,276,085	379
TOTAL	\$348,476,431	5,521

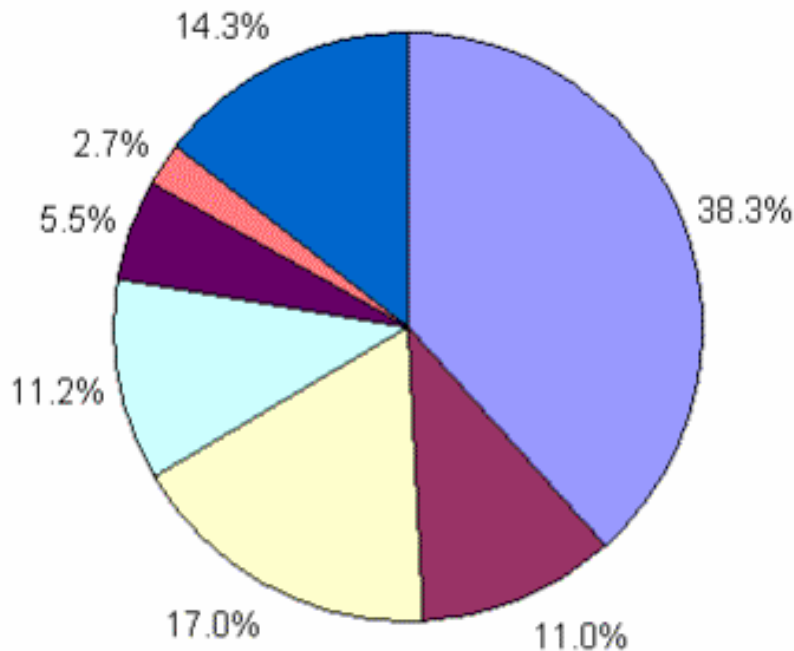
Expenditures by College



COLLEGE/OFFICE

College of Medicine and Public Health and Office of Health Services (Medicine)	\$82,611,825
College of Engineering	80,059,665
College of Food, Agricultural and Environmental Sciences and Agricultural Administration (FAES)	54,941,057
Interdisciplinary Programs Reporting to the Offices of Academic Affairs and Research (Interdisciplinary)	36,468,825
College of Social and Behavioral Sciences (SBS)	19,143,225
College of Math and Physical Sciences (MAPS)	18,884,482
College of Education	17,206,466
College of Biological Sciences	11,876,104
All Others (See Table 3 for Details)	27,284,782
TOTAL EXPENDITURES	\$348,476,431

Expenditures by Expense Category

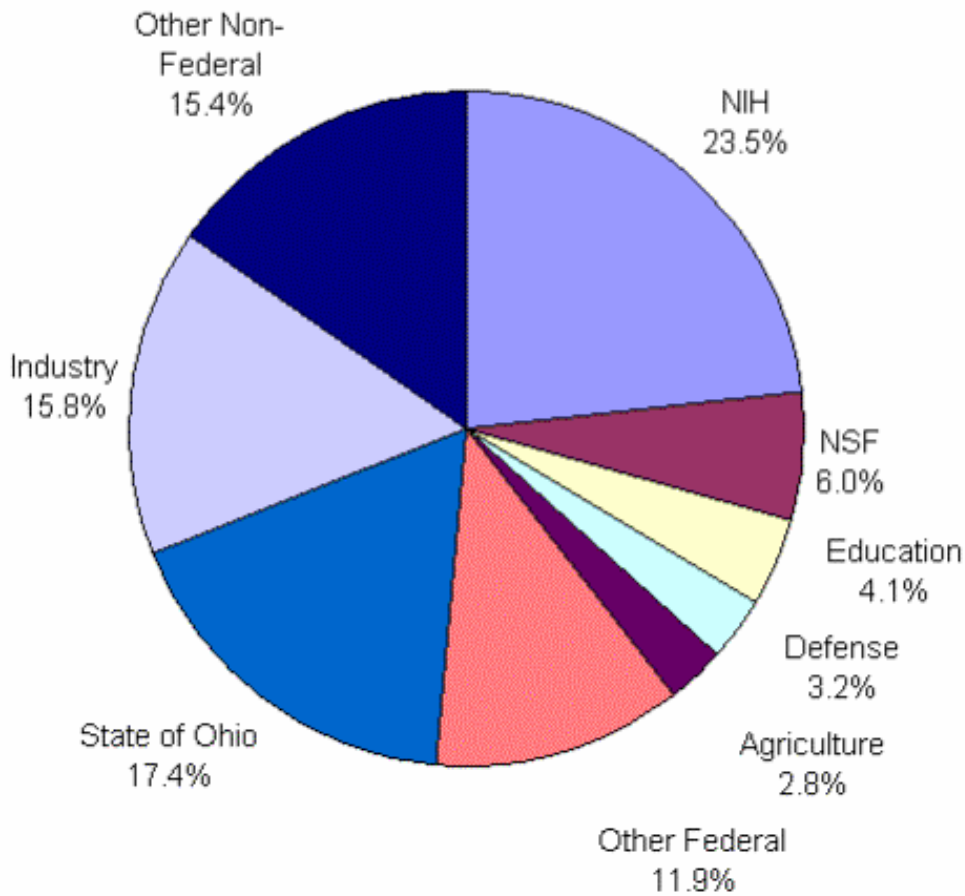


- \$133.6M Personnel (less student support)
- \$ 38.2M Student Support
- \$ 59.3M Materials & Supplies
- \$ 39.0M Subcontracts to other organizations
- \$ 19.1M Equipment acquisition
- \$ 9.4M Travel
- \$ 49.9M Facilities & Administrative Costs

Research plays a major role in employment, in student support, and in underwriting infrastructure enhancement, creating a flourishing environment for education, national and international collaboration, industry alliances, and knowledge transfer. (Extrapolated from RF data)

Research plays a major role in employment, in student support, and in underwriting infrastructure enhancement, creating a flourishing environment for education, national and international collaboration, industry alliances, and knowledge transfer. (Extrapolated from RF data)

Expenditures by Sources of Funds



FEDERAL

National Institutes of Health (<i>NIH</i>)	\$ 81,781,835
National Science Foundation (<i>NSF</i>)	20,929,515
Department of Education	14,126,029
Department of Defense	11,159,585
Department of Agriculture	9,765,204
Other Federal (<i>including NASA, Depts. of Energy and Labor, EPA, NEA, NEH, etc.</i>)	41,603,868

TOTAL FEDERAL **\$ 179,365,836**

NON-FEDERAL

State of Ohio	\$ 60,535,013
Industry	54,904,246
Other Non-Federal	53,671,336

TOTAL NON-FEDERAL **\$ 169,110,595**

TOTAL EXPENDITURES **\$ 348,476,431**

Distribution of Projects and Expenditures Among Colleges and Offices of the University

COLLEGE/OFFICE	Federal		Non-Federal		Total Amount Expended (\$)	Total No.
	Amount Expended (\$)	No.	Amount Expended (\$)	No.		
College of Biological Sciences	8,985,028	158	2,891,076	91	11,876,104	248
College of Dentistry	3,512,235	46	471,180	37	3,983,415	83
College of Education	12,764,737	72	4,441,729	104	17,206,466	176
College of Engineering	25,906,199	346	54,153,465	703	80,059,665	1,049
College of Food, Agricultural and Environmental Sciences and Agricultural Administration	17,135,848	320	37,805,208	929	54,941,057	1,249
College of Human Ecology	786,386	14	783,225	48	1,569,611	62
College of Humanities	939,068	20	225,566	14	1,164,634	34
College of Law	9,593	1	45,565	2	55,158	3
College of Math and Physical Sciences	15,891,992	288	2,992,490	107	18,884,482	395
College of Medicine and Public Health and Office of Health Sciences	48,863,871	442	33,747,953	839	82,611,825	1,281
College of Nursing	1,143,439	14	300,855	14	1,444,294	28
College of Optometry	4,313,857	28	73,169	8	4,387,026	36
College of Pharmacy	4,075,692	55	977,940	52	5,053,631	106
College of Social and Behavioral Sciences	14,949,103	142	4,194,122	56	19,143,225	198
College of Social Work	24,885	2	688,828	7	713,713	9
College of the Arts	61,994	2	1,180,295	31	1,242,289	33
College of Veterinary Medicine	4,830,162	60	1,621,248	121	6,451,411	181
Fisher College of Business	398,227	5	131,795	6	530,022	10
Graduate School	190,250	1	181,879	1	372,129	2
Interdisciplinary Programs Reporting to the Offices of Academic Affairs and Research	8,156,132	179	28,312,693	138	36,468,825	317
Office of Human Resources			30,617	5	30,617	5
Office of Student Affairs			89,562	6	89,562	6
Regional Campuses	35,654	3	31,587	4	67,241	7
University College			72,998	1	72,998	1
University Libraries	38,005	1	19,028	2	57,033	3
Grand Total	173,012,357	2,198	175,464,073	3,323	348,476,431	5,521

Distribution of Projects and Expenditures Among Departments of the University

Department	Federal		Non-Federal		Total Amount Expended (\$)	Total No.
	Amount Expended (\$)	No.	Amount Expended (\$)	No.		
Accounting and Management Information Systems	22,684	1	13,714	1	36,398	2
Aerospace Engineering and Aviation	230,949	9	2,453,257	32	2,684,205	41
African-American and African Studies	43,733	2	72,364	3	116,097	5
Agricultural and Natural Resources-OSUE	3,501	1	19,132	3	22,633	4
Agricultural Economics and Rural Sociology-OARDC			1,122	1	1,122	1
Agricultural Technical Institute - Academic Support	(194)	1			(194)	1
Agricultural Technical Institute - Administrative Support	462,131	7	31,363	2	493,494	9
Agricultural Technologies			40	1	40	1
Agricultural, Environmental and Development Economics	607,711	16	447,808	27	1,055,520	43
Agricultural, Environmental, and Development Economics-OARDC	1,147,374	8	887,813	10	2,035,186	18
Alber Enterprise Center-OSUE			140	1	140	1
Allied Medical Professions, School of	58,655	2	202,259	6	260,914	8
Anatomy and Medical Education	147,321	2	2,874	1	150,194	3
Anesthesiology	249,969	2	103,327	13	353,296	15
Animal Sciences	197,113	4	103,439	10	300,553	14
Animal Sciences-OARDC	2,916,132	37	3,403,036	54	6,319,169	91
Animal Sciences-OSUE			45,349	3	45,349	3
Anthropology	103,376	6	4,111	3	107,487	9
Art Education			1,153,287	27	1,153,287	27
Arts Administration			214	1	214	1
Astronomy	1,035,490	29	272,794	16	1,308,284	45
Biochemistry	1,362,999	14	214,171	11	1,577,171	25
Biological Sciences Administration	1,172	1			1,172	1
Biomedical Engineering	389,336	4	241,279	8	630,615	11
Biostatistics Program	99,257	2	80,212	4	179,469	6
Biotechnology Center			177,573	2	177,573	2
Business Administration	173,030	1			173,030	1
Byrd Polar Research Center	3,615,092	78	1,039,262	17	4,654,354	95
CAMM			646,604	2	646,604	2
Campus Electron Optics Facility			97,033	2	97,033	2
Cancer Hospital and Research Institute			1,124,393	14	1,124,393	14
Cardiology	745,532	6	740,049	42	1,485,582	48

Center for Advanced Polymer and Composite Engineering			176,486	12	176,486	12
Center for Air Worthiness Assurance	228,993	4	110,415	5	339,408	9
Center for Automotive Research	231,025	6	1,161,671	28	1,392,696	34
Center for Cognitive Science	416,355	8	489,354	3	905,709	10
Center for Health Outcomes, Policy and Evaluation Studies			53,211	3	53,211	3
Center for Industrial Sensors and Measurements	134,084	1	849,950	15	984,035	16
Center for Labor Research			258,567	1	258,567	1
Center for Lake Erie Area Research	1,144,285	48	482,408	21	1,626,692	68
Center for Mapping	718,153	11	694,292	13	1,412,445	24
Center for Materials Research	251,920	4	385,039	4	636,959	8
Center for Medieval and Renaissance Studies			49,701	1	49,701	1
Center for Molecular Environmental Health	104,868	1	51,386	1	156,254	2
Center for Special Needs Population	2,358,387	6	686,280	7	3,044,666	13
Center on Education and Training for Employment	2,214,808	21	2,353,463	54	4,568,271	75
Chemical Engineering	1,822,560	37	2,310,279	48	4,132,839	85
Chemical Instrumentation Center	342,560	3	1,497,338	4	1,839,898	7
Chemistry	6,382,988	82	871,313	43	7,254,302	125
Civil and Environmental Engineering and Geodetic Science	1,531,004	37	2,509,288	60	4,040,292	97
Commission on Interprofessional Education Practice	13,866	1			13,866	1
Communications and Technology-OARDC	1,911	0			1,911	0
Community Development-OSUE	28,097	1	26,789	2	54,886	3
Comparative Studies in the Humanities	(15,620)	1			(15,620)	1
Comprehensive Cancer Center	9,099,006	95	3,004,743	104	12,103,749	199
Computer and Information Science	1,228,135	25	997,425	25	2,225,560	50
Computing and Statistical Services-OARDC	603	1			603	1
Consumer and Textile Sciences	41,190	4	63,758	4	104,947	8
County Operations-OSUE	21,769	3	1,484,871	117	1,506,640	120
County South District-OSUE			113	1	113	1
Dance			24,798	1	24,798	1
Dentistry Administration			5,534	4	5,534	4
Dentistry General Operations			4,832	1	4,832	1
Diagnostic Radiology			3,081	2	3,081	2
Digestive Diseases	177,060	4	(1,098)	3	175,962	7
East Asian Languages and Literatures	111,544	1	2,335	1	113,879	2
Economics	198,020	8	16,205	1	214,224	9
Education Administration	181,501	2	176,671	2	358,171	4
Education Diversity and Outreach			85,716	4	85,716	4
Educational Administration and Higher Education			110,370	4	110,370	4

Educational Cultural Studies	19,613	1			19,613	1
Eisenhower National Clearinghouse	4,462,324	5	64,276	3	4,526,601	8
Electrical Engineering	2,758,043	50	2,762,352	71	5,520,396	120
Electroscience Lab	1,276,898	22	3,012,475	77	4,289,373	98
Emergency Medicine	57,174	1	218,102	13	275,276	14
Endocrinology, Diabetes and Metabolism	1,245,605	9	504,305	17	1,749,910	26
Engineering Administration			100,055	7	100,055	7
Engineering Experiment Station	5,686,873	4	26,875,770	15	32,562,643	19
Engineering Research Center	144,604	3	416,029	5	560,633	8
English	32,110	1	24,275	4	56,385	5
English as a Second Language			58,466	2	58,466	2
Entomology	483,276	19	283,717	7	766,993	26
Entomology-OARDC	622,159	19	2,075,378	35	2,697,537	54
Entomology-OSUE	6,097	2	45,568	3	51,666	5
Evolution, Ecology and Organismal Biology	621,651	28	1,060,284	47	1,681,935	75
Family Medicine	561,351	4			561,351	4
Finance			109,588	2	109,588	2
Food Animal Health Research-OARDC	1,725,430	20	1,362,943	29	3,088,372	49
Food Science and Nutrition-OARDC	56,310	3	907,073	24	963,383	27
Food Science and Technology	573,436	10	808,203	31	1,381,639	41
Food Science and Technology-OSUE			632	1	632	1
Food, Agricultural and Biological Engineering	315,611	13	263,437	16	579,048	29
Food, Agricultural and Environmental Sciences and Agricultural Administration	11,463	1	242,331	67	253,795	68
Food, Agricultural, and Biological Engineering-OARDC	716,206	16	1,733,867	36	2,450,073	52
Food, Agricultural, and Biological Engineering-OSUE			7,205	3	7,205	3
Foreign Language Center	342,538	4			342,538	4
Franklin County-OARDC			80,821	3	80,821	3
General Internal Medicine			6,290	2	6,290	2
Geography	336,263	16	18,211	3	354,474	18
Geological Sciences	820,379	36	345,654	18	1,166,033	54
Geriatrics and Gerontology			41,455	3	41,455	3
Graduate School Administration	190,250	1	181,879	1	372,129	2
Health Sciences Administration			61,103	1	61,103	1
Health Services Research	35	2	3,417	1	3,452	3
Heart and Lung Institute	18,078	1	52,271	7	70,350	8
Hematology and Oncology	212,045	4	44,155	6	256,200	10
HHHH-OSUE			12,735	1	12,735	1
High Field Imaging	102,655	3			102,655	3
History	5,769	2			5,769	2
History of Art	2,001	1			2,001	1
Horticulture and Crop Science	21,085	1	143,202	20	164,287	21
Horticulture and Crop Science-OARDC	2,080,211	37	4,050,478	83	6,130,689	121

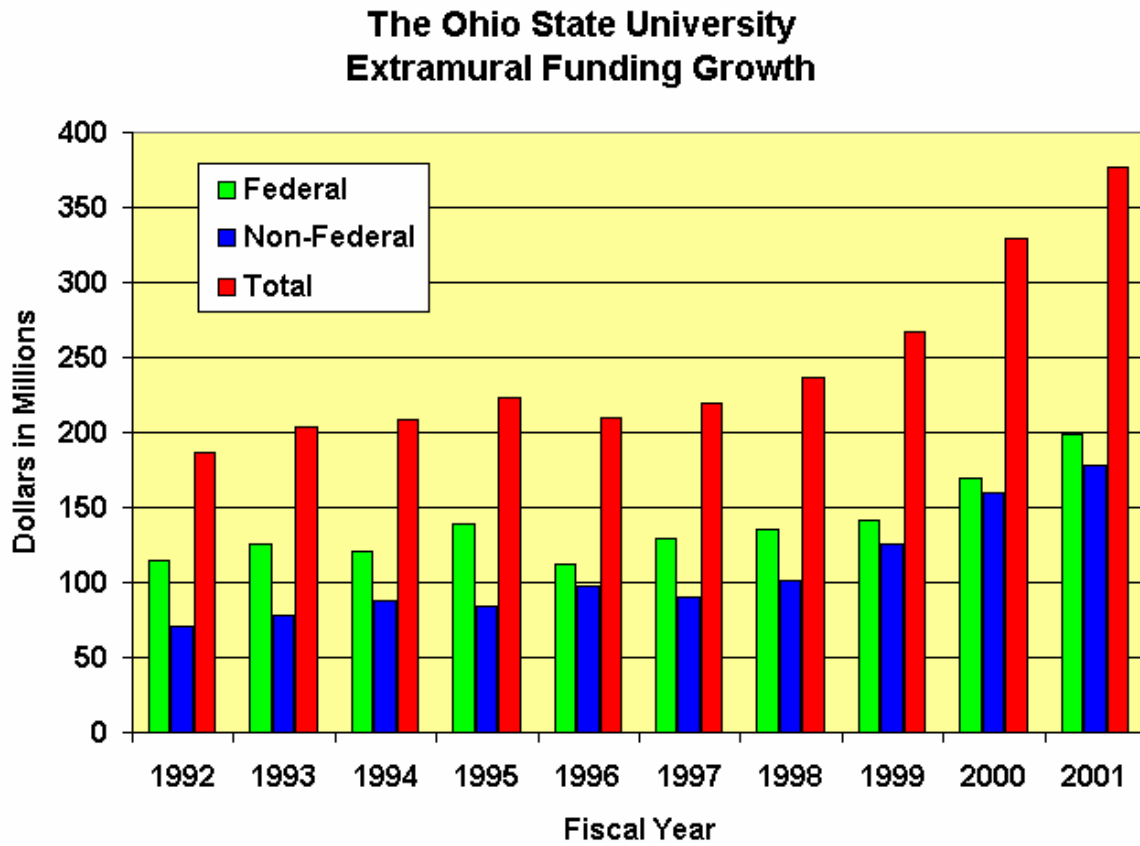
Human and Community Resource Development	471,914	6	642,226	12	1,114,140	18
Human and Community Resource Development-OARDC	8,936	3	689,553	5	698,490	8
Human Cancer Genetics	319,548	2	1,255,955	9	1,575,503	11
Human Development and Family Science	122,411	2	556,061	33	678,473	35
Human Ecology Administration	380,931	4	13,941	1	394,872	5
Human Ecology Administration-OSUE			1,398,748	75	1,398,748	75
Human Ecology-OARDC	294,233	3	474,432	7	768,665	10
Human Nutrition and Food Management	241,854	5	149,465	10	391,320	15
Human Resource Research, Center for	9,182,430	37	3,220,588	24	12,403,018	60
Immunology	1,048,218	5	210,797	14	1,259,015	19
Industrial, Welding and Systems Engineering	1,687,580	32	2,198,441	88	3,886,021	120
Infectious Diseases	1,975,913	7	204,011	19	2,179,924	26
Integrated Teaching and Learning	268,973	1	212,629	4	481,602	5
Interdisciplinary-OARDC	61,239	0	4,104	1	65,343	1
Internal Medicine	128,301	4	131,492	11	259,794	15
International Programs in Agriculture	60,412	5	247,152	12	307,564	17
Lake County-OARDC			1,975	1	1,975	1
Language Literacy and Culture	83,916	2	16,015	3	99,931	5
Law, College of	9,593	1	45,565	2	55,158	3
Linguistics	245,597	5	76,891	5	322,488	10
Management and Human Resources	173,030	1	87	1	173,118	2
Management Sciences	29,482	2			29,482	2
Marketing			8,406	2	8,406	2
Materials Science and Engineering	4,351,477	42	2,740,878	57	7,092,355	99
Mathematics	960,685	43	58,681	6	1,019,365	49
Mechanical Engineering	4,032,511	63	1,677,748	64	5,710,259	127
Medicinal Chemistry	2,634	2	55,167	3	57,801	5
Medicine and Public Health Administration	1,982,763	9	109,929	4	2,092,692	13
Mershon Center for Education	215,715	4	301,154	6	516,869	10
Microbiology	2,246,949	25	93,783	4	2,340,732	29
Minority Affairs	74,349	1			74,349	1
Molecular and Cellular Biochemistry	2,364,127	19	796,562	26	3,160,689	45
Molecular Genetics	2,468,989	32	244,506	10	2,713,495	42
Molecular Virology, Immunology and Medical Genetics	3,958,060	22	372,582	13	4,330,642	35
Music, School of			1,997	2	1,997	2
National Regulatory Research Institute	53,996	2	2,717,557	77	2,771,552	79
Natural Resources, School of	666,704	29	920,598	50	1,587,302	78
Natural Resources-OARDC	1,840,964	26	2,157,259	50	3,998,223	76
Natural Resources-OSUE			37,526	3	37,526	3
Nephrology	1,291,161	16	306,540	15	1,597,700	31
Neurobiotechnology Center	2,060,896	22	562,213	17	2,623,109	39
Neurobiotechnology Center for Research Initiatives	95,422	2			95,422	2

Neurology	58,784	2	2,320,648	93	2,379,432	95
Neuroscience	1,992,902	17	88,116	7	2,081,018	24
Nisonger Center	1,464,018	15	277,245	12	1,741,263	27
Nuclear Reactor Lab	63,320	2	30,903	4	94,223	6
Nursing	1,143,439	14	300,855	14	1,444,294	28
OARnet			138,632	1	138,632	1
Obstetrics and Gynecology	1,105,511	28	529,486	17	1,634,996	44
Office of Human Resources			100	1	100	1
Office of International Studies	1,066,404	18	30,294	3	1,096,698	20
Ohio Agricultural Research and Development Center	884,689	16	10,208,486	39	11,093,175	55
Ohio Biological Survey			2,584	1	2,584	1
Ohio Composting and Manure Management-OARDC			27,782	2	27,782	2
Ohio Learning Network			4,155,826	7	4,155,826	7
Ohio MicroMD Lab			22,834	1	22,834	1
Ohio Supercomputer Center	160,495	3	17,223,727	24	17,384,222	27
Ophthalmology	95,958	8	329,392	16	425,351	24
Optometry, College of	4,313,857	28	73,169	8	4,387,026	36
Oral and Maxillofacial Surgery			33,411	3	33,411	3
Oral Biology	1,460,462	21	52,012	5	1,512,474	25
Oral Pathology	290,952	3	25,875	3	316,827	6
Organic F&F Education and Research-OARDC	61,239	0			61,239	0
Organization and Human Resource Development			30,517	4	30,517	4
Orthodontics	16,944	2	170,082	7	187,027	9
Orthopaedics			12,723	2	12,723	2
OSC - New Initiatives			619,828	14	619,828	14
OSU Lima Campus	2,758	1			2,758	1
OSU Mansfield Campus	21,851	1	29,949	3	51,799	4
OSU Marion Campus	11,045	1			11,045	1
OSU Newark Campus			1,638	1	1,638	1
OSUE Administration	21,907	1	51,073	7	72,980	7
Otolaryngology	590,149	7	85,427	4	675,576	10
Outlying Branches-OARDC			47,162	2	47,162	2
Pathology	3,666,175	32	2,345,746	30	6,011,921	62
Pediatric Dentistry	145,491	2	12,522	1	158,013	3
Pediatrics	66,653	1	12,492,891	158	12,559,544	159
Periodontology	986,504	9	23,774	4	1,010,278	13
Pharmacology	545,255	6	1,186,849	5	1,732,104	10
Pharmacy Graduate Research	3,843,950	42	484,926	31	4,328,876	74
Pharmacy Pharmacology	5,212	1			5,212	1
Pharmacy Practice and Administration			26,692	1	26,692	1
Pharmacy, College of	223,896	10	411,155	17	635,051	27
Philosophy	36,411	1			36,411	1
Physical Medicine	1,530,074	13	446,331	12	1,976,405	25
Physics	6,155,062	84	1,386,270	22	7,541,332	106
Physiology and Cell Biology	2,234,437	14	435,751	16	2,670,187	30

Piketon Research and Extension Center-OARDC	93,297	6	93,092	7	186,389	13
Plant Biology	1,195,923	26	329,753	6	1,525,676	32
Plant Biotechnology	604,069	13	662,277	5	1,266,346	18
Plant Pathology	42,233	2	265,519	13	307,752	15
Plant Pathology-OARDC	1,113,925	21	2,327,781	58	3,441,706	79
Plant Pathology-OSUE			2,866	1	2,866	1
Political Science	75,783	7	73,083	2	148,865	8
Primary Care			16,551	1	16,551	1
Psychiatry	1,949,778	8	44,613	7	1,994,390	15
Psychology	3,645,761	44	390,656	10	4,036,418	54
Pulmonary and Critical Care Medicine	1,491,932	13	213,103	18	1,705,035	31
Quantative Research Evaluation and Measurement	6,608	1	89,419	3	96,027	4
Radiobiology	537,067	5			537,067	5
Radiology	133,989	1	22,452	4	156,441	5
Rape Education and Prevention Program			27,322	1	27,322	1
Reading Recovery			71,935	3	71,935	3
Research Administration			49,668	1	49,668	1
Research Operations-OARDC			2,497	2	2,497	2
Restorative and Prosthetic Dentistry	611,847	9	123,168	8	735,015	16
SAMP - Circulation Technology			2,496	2	2,496	2
SAMP - Medical Dietetics			2,267	1	2,267	1
SAMP - Occupational Therapy			1,658	1	1,658	1
SAMP - Physical Therapy	182,830	3	79,670	2	262,501	5
School of Architecture	54,810	3	141,769	4	196,580	7
School of Educational Policy and Leadership	159,776	7	23,499	2	183,275	9
School of Physical Activity and Educational Services	1,510,749	5	219,245	6	1,729,994	10
School of Public Health	83,836	1	202,407	3	286,242	4
School of Public Policy and Management	86,502	3			86,502	3
School of Teaching and Learning	939,772	4	54,880	4	994,652	8
Secret Arboretum-OARDC			20,351	2	20,351	2
Social Work, College of	24,885	2	688,828	7	713,713	9
Sociology	658,494	12	169,944	7	828,439	19
Spanish and Portuguese	62,899	2			62,899	2
Special Collections	59,993	1			59,993	1
Special Education	172,131	6	45,852	2	217,983	8
Special Purpose Research			26,767	2	26,767	2
Speech and Hearing	446,759	7			446,759	7
SPH - Environmental Health Science	725,608	7	357,698	7	1,083,306	14
SPH - Epidemiology and Biometrics	193,126	4	20,456	2	213,583	6
SPH - Health Behavior and Health Promotion	1,178,166	4	41,867	5	1,220,034	9
SPH - Health Services Management and Policy	10,325	1	14,881	1	25,206	2

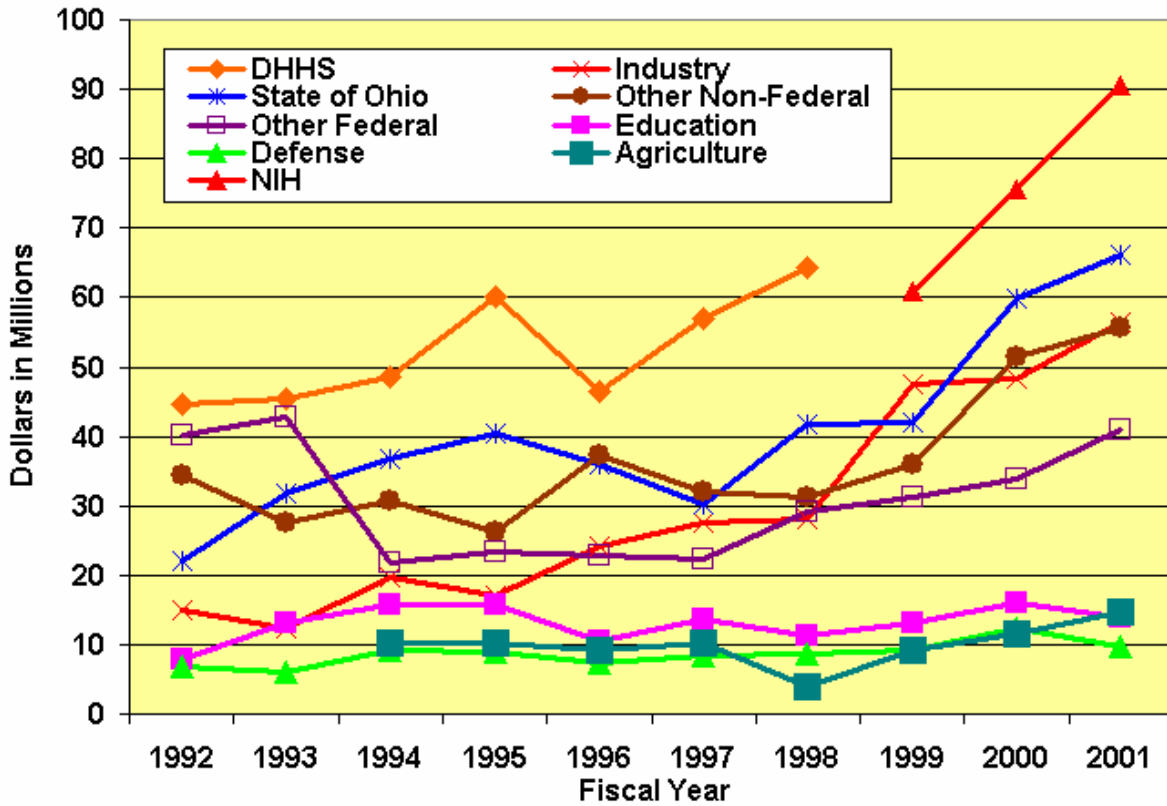
Sport and Exercise Science	149,788	3			149,788	3
Statistics	537,389	15	57,778	1	595,167	16
Student Affairs Administration			47	0	47	0
Student Health Service			62,192	5	62,192	5
Surgery	31,610	1	708,498	18	740,108	19
Surgical Oncology	305,278	4	372,872	12	678,150	16
Survey Research			168	1	168	1
Teaching and Learning - School Administration	120,306	2	173,014	1	293,320	3
Technology Partnerships			1,061	1	1,061	1
Thoracic Surgery	10,204	1	299,754	6	309,958	7
Transplant Surgery	781,345	7	690,364	15	1,471,710	22
University College Administration			72,998	1	72,998	1
University Laboratory Animal Resources	(1,386)	1	710,870	6	709,484	7
University Libraries	38,005	1	19,028	2	57,033	3
Urology			11,691	2	11,691	2
Veterinary Biosciences	3,926,784	48	757,051	46	4,683,835	94
Veterinary Clinical Sciences	537,182	6	743,462	61	1,280,645	67
Veterinary Medicine Administration	32,822	3			32,822	3
Veterinary Medicine-OSUE			139	1	139	1
Veterinary Preventive Medicine	333,373	3	120,735	14	454,108	17
Wellness and Human Services	102,220	7	(0)	1	102,220	8
Wexner Center for the Arts - Education			2,500	1	2,500	1
Wexner Center for the Arts - Exhibitions			45,226	2	45,226	2
Wexner Center for the Arts - Film and Video			27,600	2	27,600	2
Wexner Center for the Arts - Marketing			18,230	1	18,230	1
Wexner Center for the Arts - Performing Arts			10,000	2	10,000	2
Women's Studies	74,086	2			74,086	2
Young Scholars Program	163,780	3			163,780	3
Grand Total	173,012,357	2,198	175,464,073	3,323	348,476,431	5,521

Extramural Award Trends (92-01)



Extramural Awards by Source (92-01)

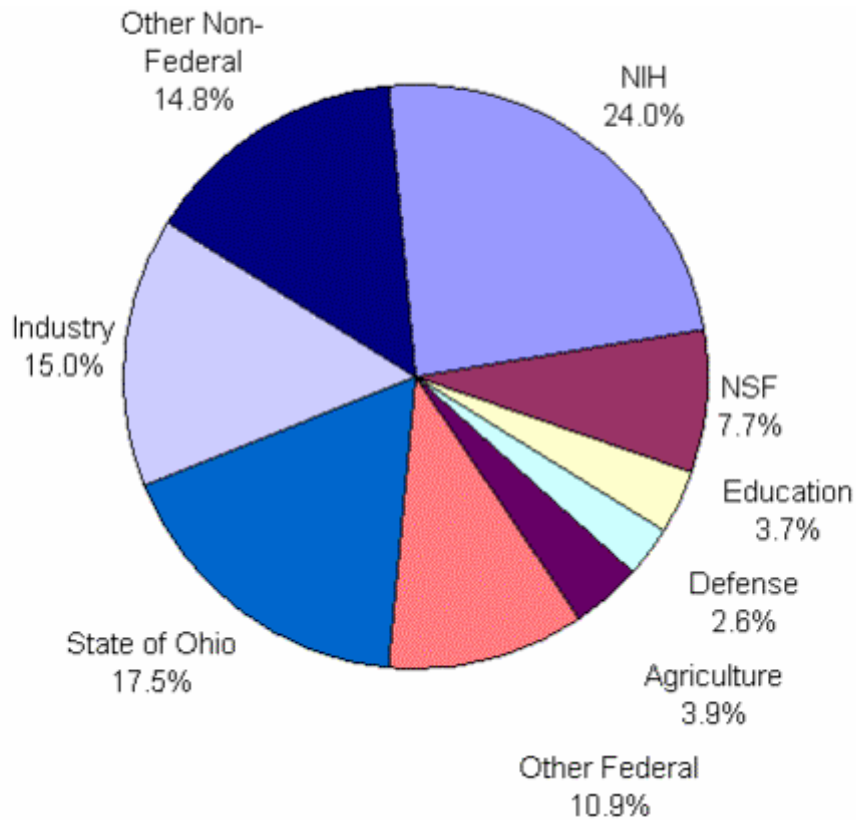
**The Ohio State University
Extramural Funding by Source**



Awards by Administrative Unit

	Amount (\$)	No.
Research Foundation (RF)	\$260,879,264	2,575
Ohio Agricultural Research and Development Center (OARDC)	\$31,796,928	419
Children's Research Institution (CRI)	\$17,162,905	107
OTHER (FAS, OBOR, TRC)	\$67,276,085	379
TOTAL	\$377,115,183	3,480

Awards by Sources of Funds



FEDERAL

National Institutes of Health (<i>NIH</i>)	\$ 90,498,342
National Science Foundation (<i>NSF</i>)	29,155,605
Department of Education	14,620,463
Department of Defense	13,805,348
Department of Agriculture	9,779,693
Other Federal (<i>including NASA, Depts. of Energy and Labor, EPA, NEA, NEH, etc.</i>)	41,047,131

TOTAL FEDERAL **\$ 198,906,582**

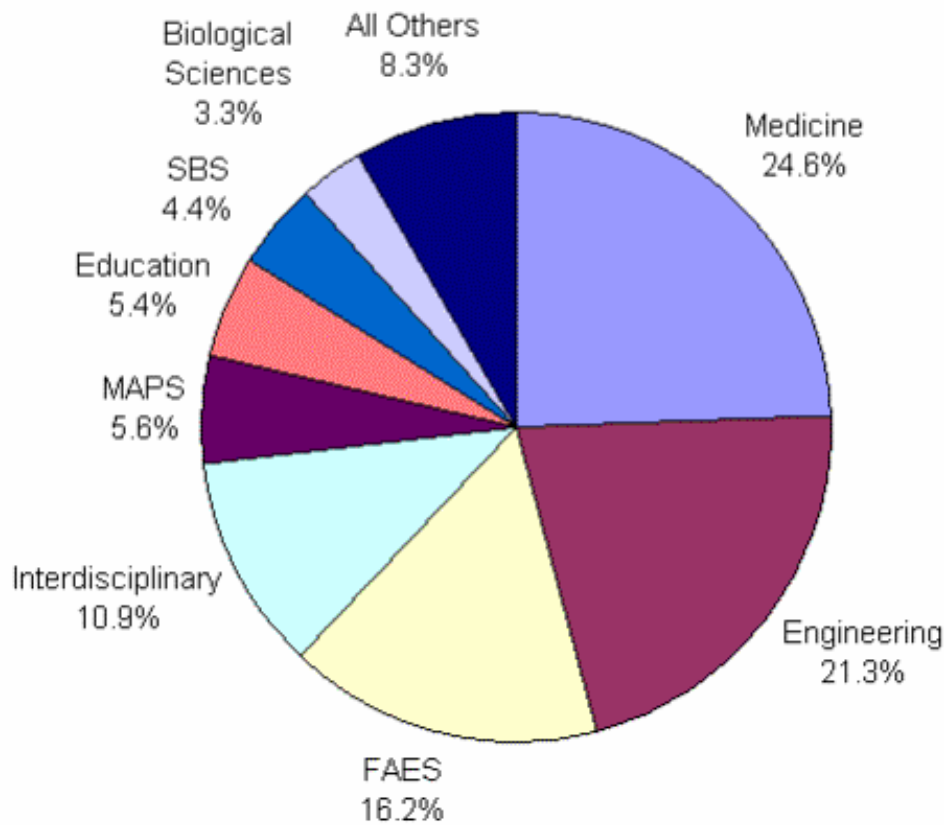
NON-FEDERAL

State of Ohio	\$ 66,062,062
Industry	56,398,098
Other Non-Federal	55,748,441

TOTAL NON-FEDERAL **\$ 178,208,601**

TOTAL AWARDS **\$ 377,115,183**

Awards by College



COLLEGE/OFFICE

College of Medicine and Public Health and Office of Health Sciences (Medicine)	\$92,585,987
College of Engineering	80,282,518
College of Food, Agricultural and Environmental Sciences and Agricultural Administration (FAES)	61,003,209
Interdisciplinary Programs Reporting to the Offices of Academic Affairs and Research (Interdisciplinary)	41,288,647
College of Math and Physical Sciences (MAPS)	21,089,357
College of Education	20,452,247
College of Social and Behavioral Sciences (SBS)	16,426,458
College of Biological Sciences	12,527,371
All Others (See Table 3 for Details)	31,459,387
TOTAL AWARDS	\$377,115,181

Awards by PI Rank

Professor	1175
Associate Professor	670
Assistant Professor	422
Other (Research Scientist et.al.)	296

The distribution of awards by rank points out the strength of the faculty in all stages of their careers. It also gives testimony to the fine contributions of research scientists. (RF data only)

Distribution of New Awards Among Colleges and Offices of the University

COLLEGE/OFFICE	Federal		Non-Federal		Total Amount Awarded (\$)	Total No.
	Amount Awarded (\$)	No.	Amount Awarded (\$)	No.		
College of Biological Sciences	9,952,275	77	2,575,096	43	12,527,371	120
College of Dentistry	2,385,715	20	766,025	15	3,151,740	35
College of Education	14,043,014	18	6,409,233	50	20,452,247	68
College of Engineering	28,396,994	163	51,885,524	456	80,282,518	619
College of Food, Agricultural and Environmental Sciences and Agricultural Administration	21,655,277	238	39,347,932	570	61,003,209	808
College of Human Ecology	488,776	4	650,431	16	1,139,207	20
College of Humanities	1,011,853	10	216,442	8	1,228,295	18
College of Law	24,997	1	45,000	1	69,997	2
College of Math and Physical Sciences	17,491,527	125	3,597,830	57	21,089,357	182
College of Medicine and Public Health and Office of Health Sciences	63,802,500	237	28,783,487	825	92,585,987	1,062
College of Nursing	1,826,364	13	292,962	8	2,119,326	21
College of Optometry	5,910,962	17	60,758	13	5,971,720	30
College of Pharmacy	4,710,185	20	1,224,835	27	5,935,020	47
College of Social and Behavioral Sciences	12,508,002	68	3,918,456	24	16,426,458	92
College of Social Work			755,949	4	755,949	4
College of the Arts	194,357	1	1,368,089	8	1,562,446	9
College of Veterinary Medicine	6,085,303	33	2,505,405	101	8,590,708	134
Fisher College of Business	290,000	1	158,406	3	448,406	4
Graduate School	37,700	1	181,879	1	219,579	2
Interdisciplinary Programs Reporting to the Offices of Academic Affairs and Research	8,090,781	71	33,197,866	122	41,288,647	193
Office of Human Resources			31,906	2	31,906	2
Office of Student Affairs			63,361	4	63,361	4
Regional Campuses			148,000	2	148,000	2
University Libraries			23,729	2	23,729	2
Grand Total	198,906,582	1,118	178,208,601	2,362	377,115,183	3,480

Distribution of New Awards Among Departments of the University

Department	Federal		Non-Federal		Total Amount Awarded (\$)	Total No.
	Amount Awarded (\$)	No.	Amount Awarded (\$)	No.		
Aerospace Engineering and Aviation	242,931	4	1,911,542	31	2,154,473	35
African-American and African Studies	205,000	2	48,000	1	253,000	3
Agricultural and Natural Resources-OSUE			195,459	4	195,459	4
Agricultural Economics and Rural Sociology-OARDC			1,122	1	1,122	1
Agricultural Technical Institute - Administrative Support	223,402	3	27,674	1	251,076	4
Agricultural Technologies			40	1	40	1
Agricultural, Environmental and Development Economics	75,000	1	46,123	9	121,123	10
Agricultural, Environmental, and Development Economics-OARDC	1,728,193	12	1,204,098	17	2,932,290	29
Alber Enterprise Center-OSUE			140	1	140	1
Allied Medical Professions, School of	67,624	1	180,594	6	248,218	7
Anatomy and Medical Education	116,256	1			116,256	1
Anesthesiology	243,236	2	112,142	11	355,378	13
Animal Sciences	59,204	1	252,244	7	311,448	8
Animal Sciences-OARDC	5,681,863	40	3,650,310	53	9,332,173	93
Animal Sciences-OSUE			96,826	2	96,826	2
Anthropology	265,353	3	10,200	1	275,553	4
Art Education			1,366,089	7	1,366,089	7
Astronomy	1,547,344	16	262,969	7	1,810,313	23
Biochemistry	1,918,474	10	100,028	4	2,018,502	14
Biological Sciences Administration	4,038	2			4,038	2
Biomedical Engineering	800,000	2	297,759	6	1,097,759	8
Biostatistics Program	30,000	1	80,212	4	110,212	5
Biotechnology Center			264	1	264	1
Byrd Polar Research Center	4,369,648	45	1,112,534	18	5,482,182	63
CAMM	1,200,001	1	595,000	3	1,795,001	4
Campus Electron Optics Facility			97,033	2	97,033	2
Cancer Hospital and Research Institute			1,124,393	14	1,124,393	14
Cardiology	476,525	2	687,467	77	1,163,992	79
Center for Advanced Polymer and Composite Engineering			523,613	23	523,613	23
Center for Air Worthiness Assurance	165,641	2			165,641	2
Center for Automotive Research	424,283	6	1,155,505	21	1,579,788	27
Center for Cognitive Science			464,988	2	464,988	2

Center for Health Outcomes, Policy and Evaluation Studies			23,642	1	23,642	1
Center for Industrial Sensors and Measurements	140,000	1	992,021	13	1,132,021	14
Center for Labor Research			95,000	1	95,000	1
Center for Lake Erie Area Research	1,100,638	6	484,093	14	1,584,731	20
Center for Mapping	1,251,445	7	752,955	11	2,004,400	18
Center for Materials Research	40,477	1	333,395	3	373,872	4
Center for Medieval and Renaissance Studies			49,701	1	49,701	1
Center for Molecular Environmental Health			51,386	1	51,386	1
Center for Special Needs Population	1,195,833	1	363,361	4	1,559,194	5
Center on Education and Training for Employment	2,764,543	2	3,538,950	25	6,303,493	27
Chemical Engineering	1,912,166	11	1,211,356	24	3,123,522	35
Chemical Instrumentation Center			1,497,338	4	1,497,338	4
Chemistry	7,696,790	46	1,102,701	28	8,799,491	74
Civil and Environmental Engineering and Geodetic Science	1,747,513	20	2,668,459	33	4,415,972	53
Community Development-OSUE			29,449	2	29,449	2
Comprehensive Cancer Center	9,436,754	31	3,143,172	78	12,579,926	109
Computer and Information Science	1,368,317	11	937,016	10	2,305,333	21
Computing and Statistical Services-OARDC	603	1			603	1
Consumer and Textile Sciences	6,030	1	87,497	4	93,527	5
County Operations-OSUE	20	1	619,230	12	619,250	13
County South District-OSUE	69,987	2			69,987	2
Cuyahoga County-OARDC			11,300	2	11,300	2
Dentistry General Operations			100,000	1	100,000	1
Digestive Diseases	309,620	3	-	1	309,620	4
East Asian Languages and Literatures	320,444	1	15,000	1	335,444	2
Economics	537,870	8	48,101	2	585,971	10
Education Administration	388,563	1			388,563	1
Education Diversity and Outreach			92,162	2	92,162	2
Educational Administration and Higher Education			111,091	3	111,091	3
Educational Resource Information Clearinghouse	475,624	1			475,624	1
Eisenhower National Clearinghouse	4,803,919	1	1,536,623	3	6,340,542	4
Electrical Engineering	3,491,948	23	2,927,963	45	6,419,911	68
Electroscience Lab	675,170	5	2,999,422	57	3,674,592	62
Emergency Medicine	49,412	1	232,614	30	282,026	31
Endocrinology, Diabetes and Metabolism	419,296	4	408,482	21	827,778	25
Engineering Administration			39,088	2	39,088	2
Engineering Experiment Station	6,325,450	3	27,179,921	16	33,505,371	19
Engineering Research Center	301,638	2	383,300	25	684,938	27
English	113,105	1	4,425	1	117,530	2

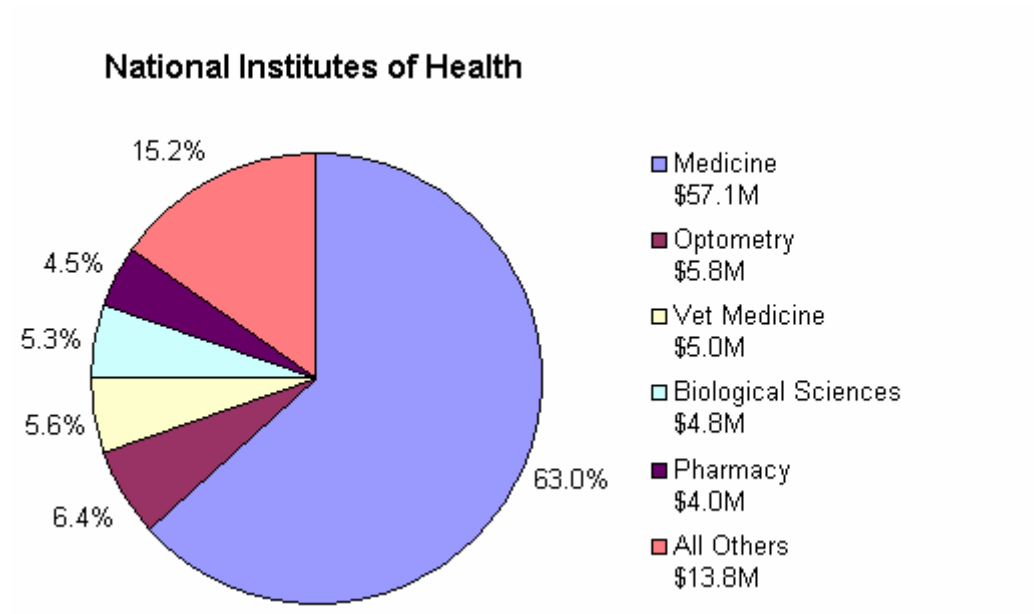
English as a Second Language			125,593	2	125,593	2
Entomology	230,513	2	326,340	7	556,853	9
Entomology-OARDC	978,806	17	2,146,115	34	3,124,921	51
Entomology-OSUE	18,041	2	35,161	2	53,202	4
Evolution, Ecology and Organismal Biology	875,677	14	1,081,720	17	1,957,397	31
Family Medicine	1,091,644	3			1,091,644	3
Finance			150,000	1	150,000	1
Food Animal Health Research-OARDC	1,208,625	14	1,371,485	22	2,580,110	36
Food Science and Nutrition-OARDC	534,646	7	1,670,219	40	2,204,865	47
Food Science and Technology	218,972	2	196,976	4	415,948	6
Food, Agricultural and Biological Engineering			8,650	7	8,650	7
Food, Agricultural, and Biological Engineering-OARDC	1,243,935	19	2,232,538	39	3,476,474	58
Food, Agricultural, and Biological Engineering-OSUE			2,347	1	2,347	1
Foreign Language Center	2,500	1			2,500	1
Franklin County-OARDC			117,300	3	117,300	3
General Internal Medicine			3,910	10	3,910	10
Geography	156,501	3	1	1	156,502	4
Geological Sciences	730,393	8	315,689	7	1,046,082	15
Geriatrics and Gerontology			70,000	2	70,000	2
Graduate School Administration	37,700	1	181,879	1	219,579	2
Health Sciences Administration			61,103	1	61,103	1
Heart and Lung Institute			70,000	3	70,000	3
Hematology and Oncology			79,955	9	79,955	9
HHHH-OSUE			40,000	2	40,000	2
History	8,820	1			8,820	1
History of Art	194,357	1			194,357	1
Horticulture and Crop Science			67,862	12	67,862	12
Horticulture and Crop Science-OARDC	2,164,333	34	4,011,444	71	6,175,777	105
Human and Community Resource Development			145,883	2	145,883	2
Human and Community Resource Development-OARDC	243,936	4	1,181,022	12	1,424,959	16
Human Cancer Genetics	133,240	1	1,691,455	8	1,824,695	9
Human Development and Family Science	352,759	2	452,461	8	805,220	10
Human Ecology Administration	129,987	1	14,000	1	143,987	2
Human Ecology Administration-OSUE			2,328,248	2	2,328,248	2
Human Ecology-OARDC	803,842	7	506,578	8	1,310,420	15
Human Nutrition and Food Management			96,473	3	96,473	3
Human Resource Research, Center for	6,398,552	8	3,005,173	6	9,403,725	14
Immunology	1,124,229	4	56,905	8	1,181,134	12
Industrial, Welding and Systems Engineering	2,265,897	12	2,255,561	50	4,521,458	62
Infectious Diseases	2,763,210	2	310,764	23	3,073,974	25
Integrated Teaching and Learning			138,332	1	138,332	1

Interdisciplinary-OARDC	1,800,000	1			1,800,000	1
Internal Medicine	1,073,803	4	422,274	53	1,496,077	57
International Programs in Agriculture	37,065	4	62,787	2	99,852	6
Lake County-OARDC			6,520	1	6,520	1
Law, College of	24,997	1	45,000	1	69,997	2
Linguistics	184,984	3	99,316	4	284,300	7
Management and Human Resources	290,000	1			290,000	1
Marketing			8,406	2	8,406	2
Materials Science and Engineering	3,728,051	24	2,372,012	44	6,100,063	68
Mathematics	740,134	13	65,000	2	805,134	15
Mechanical Engineering	3,452,988	33	1,126,240	39	4,579,228	72
Medicinal Chemistry	295,500	1	83,791	2	379,291	3
Medicine and Public Health Administration	2,195,601	1	101,059	2	2,296,660	3
Mershon Center for Education	99,065	3	170,000	1	269,065	4
Microbiology	2,474,749	15	71,178	2	2,545,927	17
Minority Affairs	11,000	2			11,000	2
Molecular and Cellular Biochemistry	3,161,064	14	1,205,915	16	4,366,979	30
Molecular Genetics	2,496,727	17	374,139	8	2,870,866	25
Molecular Virology, Immunology and Medical Genetics	7,193,311	23	416,249	6	7,609,560	29
Music, School of			2,000	1	2,000	1
National Regulatory Research Institute	50,000	1	502,177	11	552,177	12
Natural Resources, School of	11,985	1	640,499	17	652,484	18
Natural Resources-OARDC	2,357,565	35	2,732,177	64	5,089,742	99
Natural Resources-OSUE			1,826	1	1,826	1
Nephrology	1,134,183	6	226,541	16	1,360,724	22
Neurobiotechnology Center	2,296,372	15	435,145	11	2,731,517	26
Neurobiotechnology Center for Research Initiatives	100,000	1			100,000	1
Neurology			1,990,833	121	1,990,833	121
Neuroscience	2,054,202	12	121,617	4	2,175,819	16
Neurosurgery			200	1	200	1
Nisonger Center	1,376,979	6	283,256	22	1,660,235	28
Nursing	1,826,364	13	292,962	8	2,119,326	21
OARnet			1,300,000	1	1,300,000	1
Obstetrics and Gynecology	697,879	4	651,674	20	1,349,553	24
Office of Human Resources			100	1	100	1
Office of International Studies	1,147,000	8	10,000	1	1,157,000	9
Ohio Agricultural Research and Development Center	787,120	7	10,208,486	39	10,995,606	46
Ohio Composting and Manure Management-OARDC			39,900	2	39,900	2
Ohio Learning Network			630,942	1	630,942	1
Ohio MicroMD Lab			755,000	1	755,000	1
Ohio Supercomputer Center	140,573	1	17,462,774	21	17,603,347	22
Ophthalmology	126,128	3	394,295	10	520,423	13
Optometry, College of	5,910,962	17	60,758	13	5,971,720	30
Oral Biology	1,147,242	9	177,325	2	1,324,567	11

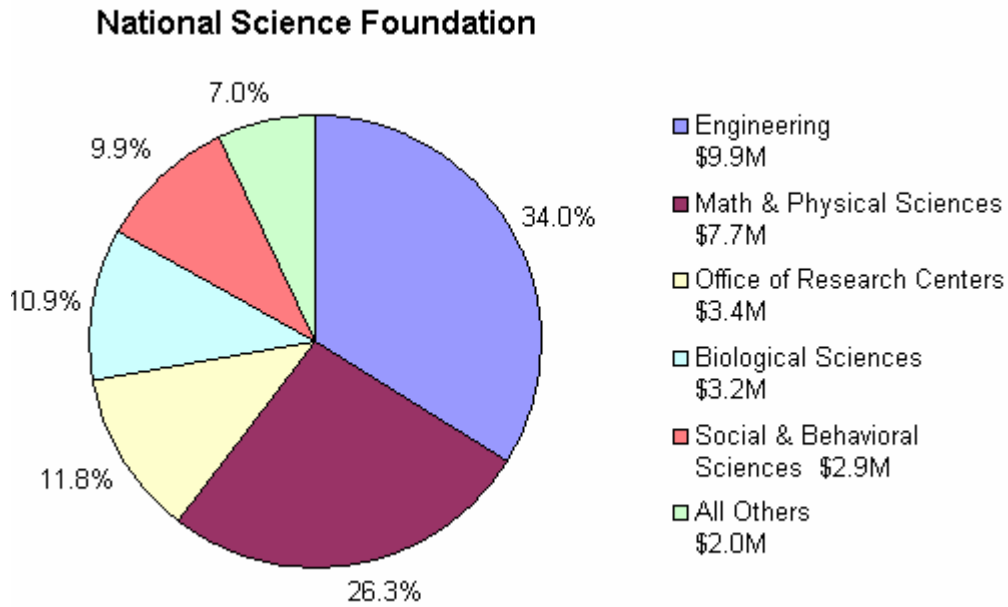
Oral Pathology			19,200	2	19,200	2
Organization and Human Resource Development			31,806	1	31,806	1
Orthodontics			182,360	2	182,360	2
Orthopaedics			13,605	1	13,605	1
OSC - New Initiatives			973,340	13	973,340	13
OSU Carbonation and Ash Reactivation			907,658	1	907,658	1
OSU Mansfield Campus			28,000	1	28,000	1
OSU Newark Campus			120,000	1	120,000	1
OSUE Administration			265,000	1	265,000	1
Otolaryngology	246,345	2	74,324	3	320,669	5
Outlying Branches-OARDC			47,162	2	47,162	2
Pathology	3,865,064	15	1,417,910	11	5,282,974	26
Pediatric Dentistry	110,444	2			110,444	2
Pediatrics	9,384,250	30	7,814,711	74	17,198,961	104
Periodontology	461,626	4	36,000	5	497,626	9
Pharmacology	657,000	2	1,268,952	20	1,925,952	22
Pharmacy Graduate Research	3,094,247	13	274,571	6	3,368,818	19
Pharmacy Pharmacology			55,000	1	55,000	1
Pharmacy Practice and Administration			27,500	1	27,500	1
Pharmacy, College of	1,320,438	6	783,973	17	2,104,411	23
Physical Medicine	1,202,809	4	688,615	6	1,891,424	10
Physics	6,492,193	38	1,809,471	11	8,301,664	49
Physiology and Cell Biology	2,310,734	11	399,448	8	2,710,182	19
Piketon Research and Extension Center-OARDC	198,400	2	343,417	5	541,817	7
Plant Biology	1,677,097	13	35,290	3	1,712,387	16
Plant Biotechnology	275,000	4	586,401	2	861,401	6
Plant Pathology			218,339	8	218,339	8
Plant Pathology-OARDC	1,209,733	21	2,560,124	49	3,769,858	70
Plant Pathology-OSUE			2,866	1	2,866	1
Political Science	284,790	5	64,733	1	349,523	6
Psychiatry	1,212,395	5	18,181	9	1,230,576	14
Psychology	3,317,145	24	524,855	9	3,842,000	33
Pulmonary and Critical Care Medicine	1,692,914	7	277,542	19	1,970,456	26
Quantative Research Evaluation and Measurement	8,000	1	72,316	2	80,316	3
Radiobiology	515,450	2			515,450	2
Radiology	277,867	1	31,109	7	308,976	8
Reading Recovery			160,596	1	160,596	1
Research Administration			6,826,017	4	6,826,017	4
Research Operations-OARDC			2,497	2	2,497	2
Restorative and Prosthetic Dentistry	666,403	5	251,140	3	917,543	8
SAMP - Physical Therapy	241,622	1			241,622	1
School of Architecture	105,000	2	144,911	1	249,911	3
School of Educational Policy and Leadership	143,701	1			143,701	1
School of Physical Activity and Educational Services	2,597,334	3	166,974	3	2,764,308	6

School of Public Health			226,732	3	226,732	3
School of Public Policy and Management	132,723	1			132,723	1
School of Teaching and Learning	1,038,133	3	78,235	3	1,116,368	6
Secrest Arboretum-OARDC			20,351	2	20,351	2
SHS Wellness Center			3,000	1	3,000	1
Social Work, College of			755,949	4	755,949	4
Sociology	1,038,473	8	95,225	2	1,133,698	10
Spanish and Portuguese	177,000	1			177,000	1
Special Education	493,783	3	25,000	1	518,783	4
Special Purpose Research			26,767	2	26,767	2
Speech and Hearing	277,530	5			277,530	5
SPH - Environmental Health Science	1,540,585	3	213,372	2	1,753,957	5
SPH - Epidemiology and Biometrics			6,295	1	6,295	1
SPH - Health Behavior and Health Promotion	1,440,394	1	100,000	1	1,540,394	2
SPH - Health Services Management and Policy	11,924	1			11,924	1
Sport and Exercise Science	133,581	1			133,581	1
Statistics	284,673	4	42,000	2	326,673	6
Student Health Service			60,361	3	60,361	3
Surgery	132,650	1	457,881	18	590,531	19
Surgical Oncology			227,861	27	227,861	27
Survey Research			168	1	168	1
Technology Partnerships			1,061	1	1,061	1
Thoracic Surgery			69,155	6	69,155	6
Transplant Surgery	1,429,929	7	972,135	24	2,402,064	31
University Laboratory Animal Resources			783,273	5	783,273	5
University Libraries			23,729	2	23,729	2
Veterinary Biosciences	5,022,703	28	1,160,548	30	6,183,251	58
Veterinary Clinical Sciences	494,487	3	930,746	55	1,425,233	58
Veterinary Medicine Administration	29,763	1			29,763	1
Veterinary Medicine-OSUE			139	1	139	1
Veterinary Preventive Medicine	538,350	1	414,112	16	952,462	17
Wexner Center for the Arts - Education			11,438	2	11,438	2
Wexner Center for the Arts - Exhibitions			92,860	4	92,860	4
Wexner Center for the Arts - Film and Video			24,092	2	24,092	2
Wexner Center for the Arts - Performing Arts			26,104	3	26,104	3
Wexner Center for the Arts - Program Support			60,000	1	60,000	1
Grand Total	198,906,582	1,118	178,208,601	2,362	377,115,183	3,480

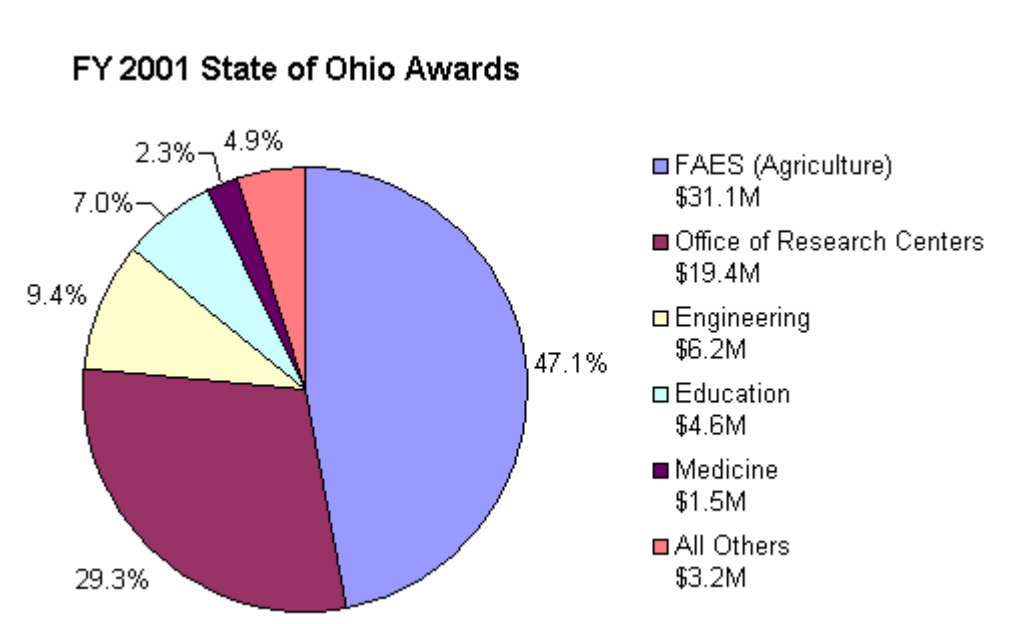
NIH Awards by College



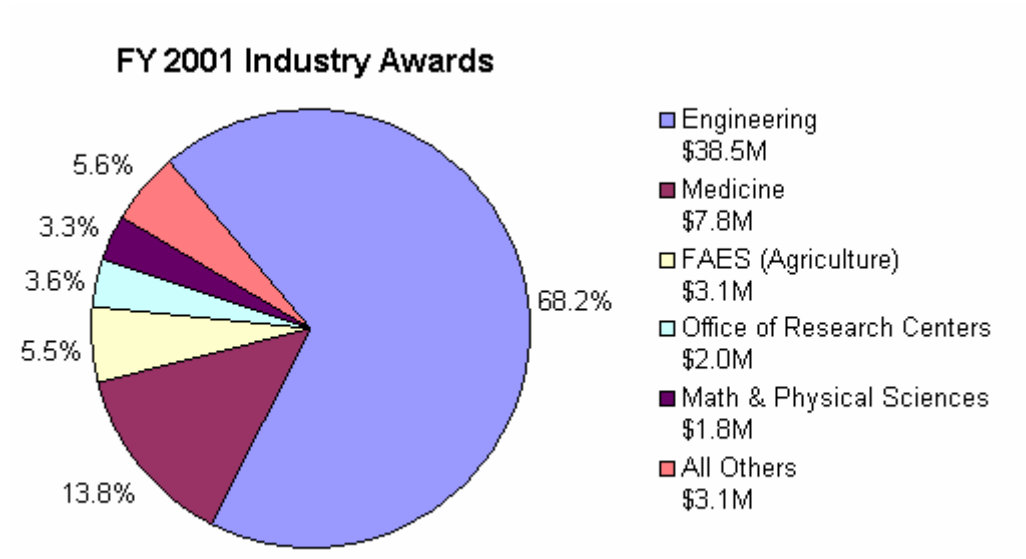
NSF Awards by College



State of Ohio Awards by College



Industry Awards by College



Top 25 Research Awards

No.	Sponsor	Principal Investigator	Academic Unit	Title of Project	Amount (\$)
1	OH BOARD OF REGENTS	ALLEY, KEITH E	RESEARCH ADMIN	Ohio Learning Network.	6,579,546
2	BUR OF LABOR STATISTICS	OLSEN, RANDALL J	CTR HUMN RESRCE RSCH	National Longitudinal Survey of Youth 79: Round 19 & 20.	5,646,773
3	OFC OF EDUCATIONAL RESEARCH & IMPROVEMT	SIMUTIS, LEONARD J	Eisenhower Natl Clea	Eisenhower National Clearinghouse for mathematics and science education.	4,803,919
4	DEPT OF ENERGY	HIGH ENERGY PHYSICS	PHYSICS	Research in elementary particle physics.	2,630,513
5	ADMIN CHILDREN, YOUTH, & FAMILIES	SYKES, DENNIS J	SCHL PHY ACT&ED SERV	Sub-region V (b) Head Start Quality Improvement Center (Vb HSGIC).	2,488,256
6	NAT CANCER INSTITUTE	BLOOMFIELD, CLARA D	COMPRHNSVE CANCER CT	OSU Comprehensive Cancer Center Support (CCSG).	2,442,359
7	OFC VOCATIONAL & ADULT EDUCATION PROGRMS	MCKINNEY, FLOYD L	CTR ED TRNG EMPLOYMT	National dissemination center for career and technical education.	2,250,000
8	NAT CENTER FOR RESEARCH RESOURCES	SANFILIPPO, ALFRED P	MED&PUBLIC HLTH ADM	General clinical research center.	2,240,108
9	NAT OPINION RESEARCH CENTER	OLSEN, RANDALL J	CTR HUMN RESRCE RSCH	National longitudinal survey of youth.	2,132,000
10	COOP STATE RES EDUC & EXTENSION SERVICE	MORRISON, MARK	OARDC-ANIMAL SCIENCES	North American consortium for genomics of fibrolytic ruminal bacteria.	2,000,000
11	NAT IN DENTAL & CRANIOFACIAL RESEARCH	GLASER, M RONALD	MOLE VIROL IMM & M G	Center for stress and wound healing.	1,999,288
12	NAT SCIENCE FOUNDATION	FRASER, HAMISH L	CAMM	FRG: Integrated computational and experimental methods for the accelerated maturation of materials.	1,934,250
13	NAT IN ALRGY INF DIS	FASS, ROBERT J	Infectious Diseases	Adult AIDS clinical trials unit.	1,910,152
14	NAT EYE INSTITUTE	ZADNIK, KARLA S	OPTOMETRY, COLL OF	Myopia development in children.	1,820,271
15	COOP STATE RES EDUC & EXTENSION SERVICE	STINNER, BENJAMIN R	OARDC-INTERDISCIPLNRY	Revitalizing small and mid-sized farms: Organic research, education, and extension.	1,800,000
16	OHIO DEPARTMENT OF JOB & FAMILY SERVICES	MCDOWELL, JOYCE R	OSUE-HUMAN ECLGY ADM	Family nutrition program.	1,750,367
17	NAT IN AGING	GLASER, M RONALD	MOLE VIROL IMM & M G	Stress, aging, and wound healing.	1,710,280
18	NSF OFC POLAR PROGRAMS	LYONS, W BERRY	BYRD POLAR RES CTR	The role of natural legacy on ecosystem structure and function in a polar desert: The McMurdo Dry Valley long term ecological research program.	1,587,308
19	UNIVERSITIES RESEARCH ASSOCIATION, INC.	LING, TA-YUNG	PHYSICS	Compact muon solenoid (CMS) endcap muon electronics.	1,503,138
20	OH BOARD OF REGENTS	SIMUTIS, LEONARD J	Eisenhower Natl Clea	Ohio resource center for mathematics, science, and reading.	1,500,000
21	NAT CANCER INSTITUTE	CHEN, MOON S JR	SPH - Hlt Beh & Hlt	Asian American Network for Cancer Awareness, Research and Training (AANCART).	1,440,394
22	NSF DIV CHEMISTRY	HATCHER, PATRICK G	CHEMISTRY	Role of environmental molecular interfaces on the chemical and biological reactivity of pollutants.	1,351,589
23	OH DEPARTMENT OF DEVELOPMENT	GALE, DOUGLAS S II	OARNET	ITEC-Ohio.	1,300,000
24	NAT EYE INSTITUTE	ZADNIK, KARLA S	OPTOMETRY, COLL OF	Collaborative Longitudinal Evaluation Keratoconus (CLEK) study.	1,274,740
25	OFC SPECIAL ED	MAGLIOCCA, LARRY A	Ctr for Spec Needs P	The Great Lakes Area Regional Resource Center for Region 4.	1,195,833
					<i>Top 25 Total</i> 57,291,084

This table points out the diverse range of programs and projects across campus.

Awards to Support Interdisciplinary Research Center Activity

CENTER	Dollars*
Biomedical Engineering Center	9,423,999
Byrd Polar Research Center	6,530,560
Center for Automotive Research (CAR)	3,867,716
Center for Cognitive Science (CCS)	6,154,432
Center for Health Outcomes, Policy and Evaluation Studies (HOPES)	11,235,804
Center for Human Resource Research (CHRR)	8,530,552
Center for Lake Erie Area Research (CLEAR)	2,278,021
Center for Mapping	3,644,655
Center for Materials Research (CMR)	26,407,820
Center for Molecular Environmental Health	5,619,245
Dorothy M. Davis Heart and Lung Research Institute	6,369,117
Ohio Supercomputer Center	2,545,522

*From RF data only.