

accessories

make the difference



accessories

make the difference

*by Vivian L. Curnutt, Home Furnishings Specialist,
The University of Maryland*

Accessories are special objects which you cherish. They are a part of you and have been chosen with something more than money. They help make your home charming and different. More than anything else in the room, they express you and your taste, and are essential additions to the furniture. They add the finishing touch that will give distinction in a room and make it truly your own.

Accessories are chosen to emphasize an effect and to add character and individuality. They should be ob-


jects you use and objects you love. Even the smallest one is important enough to serve a very definite purpose, and to deserve your praise.

There is a wide range of objects which can be used as accessories. Many, many lovely ones which are useful for a number of purposes can be decorative when not in use if they are properly placed.

China, pottery and pewter pitchers, copper bowls, coffee and tea pots from the china and kitchen cabinets will successfully hold flowers, grow-



Accessories help make your home charming and different.



ing plants or flowering tree boughs in season and will also make an interesting decorative piece when empty.

Brass and wooden buckets or baskets of various types can hold magazines, and remain interesting when they are empty.

Old pieces of glass and china from the tables of past years, such as the toothpick holders, saucers, salt shakers, butter and bone dishes will hold matches and ashes for the smoker

and will be charming conversation pieces at the same time.

Figurines, inkstands and decorative boxes will add the needed splash of color and texture.


Plates, trays and platters can be used in a standing position or hung on the wall to add interest and to vary shapes and heights in mantle and table arrangements.

If you have a love for old glass-ware and china, and are fortunate enough to have some in your posses-

sion, such objects as preserve stands, spoon holders, sugar bowls, cream pitchers, soup toureens, colored tumblers, odd shaped bowls and even salt shakers are effective in adding charm and distinction here and there in any room.

Look for these in the arrangements pictured throughout this bulletin.

Simplicity is the keynote in the selection of an accessory. For it to be beautiful, usable and worthy of a place as a decorative object:




Analyze the qualities of accessories above. Aren't they lovely?





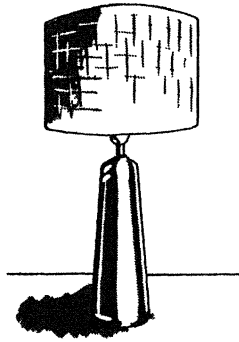
Curving lines accent bowl's shape. Spout balances the pitcher handle.



Handles are part of the bowl at left, but look stuck on the one at right.



Decoration follows structural lines of these beautifully shaped objects.



The lamp on the left is well-proportioned. The one on the right is too low to provide good light. The shade is much too big and the base was never intended to be a lamp.

Pictures or mirrors will complete any furniture grouping.

It must be simple in shape and form, expressive of the texture of the material of which it is made and its shape suited to its purpose.

It must be well proportioned.

It must possess deep rich coloring or soft delicate coloring which is in harmony with its shape, weight and texture.

Its decoration, if any, must be in scale with the size of the object; must conform to the shape of the space it occupies and be placed where it strengthens the shape.

Lamps are a very important accessory. Just be sure each lamp gives a good light and that the lines of the base and shade are as good as its light.

Use floor lamps, table lamps and pin-up lamps for variety in a room. They need not all be the same height but should be related in height and scale to the group of furniture each serves.


Make sure that table lamps are not too weighty for the furniture which holds them.

Pictures can be the keynote in your color scheme and the focal point in interest. They deserve to be carefully chosen. They can be the means of adding height where it is needed. Mirrors will reflect color and can be



used effectively to give an illusion of increased space or added width to a narrow room.

Magazines and colorful books (leave the jackets on them) add interest on tables, chests, in book-

shelves and in bookcases. Magazines and books lying about on tables and in objects suitable to hold them encourages one to settle down and relax.



Study the placings of books and magazines on coffee table and chest above. Notice how they're combined with other accessories.




Hanging shelves can house collections or small growing plants. One rule: avoid overcrowding.

If hanging shelves are used with care, their contents will add a very personal touch and provide topics for conversation. Too many such objects crowded into a small space looks like a haphazard accumulation of "stuff"

that causes clutter. A small spice box hung above a table or standing on a chest or buffet is most interesting and different.

To use accessories successfully, the scale and proportion, color and tex-

ture of those used together in an arrangement must be in harmony and must be appropriate in both quality and style to the setting in which they are being used. They must also add to the comfort and convenience of the room.




Place lamps where they will be useful as well as decorative.

It is only logical to place a lamp on a table where it gives the best light for use; to put the books you want to read and to place the magazines you want to look at on the piece of furniture which provides a good light,

to say nothing of the comfortable chair in which you are going to sit.

We expect to find the necessary writing materials on a desk, along with a dictionary, an address book, books for references—all placed be-



The right accessories are useful ones.

tween simple book ends or just lying on the desk, and a comfortable chair placed in front of the desk.

Analyze the use to which each piece of furniture is to be put and the right accessories are those which




Light, delicate objects should never be mixed with massive accessories.

its use requires. Arrange those which fit together happily and belong together. Place and group them so that the whole arrangement is a beautiful picture, perfectly balanced in color and bulk. Leave enough space between groups and between individual pieces so that you can enjoy each one, yet letting each one form a part of the whole. Colors must be in harmony, either accenting or reflecting those in the room. Study the balance of all the arrangements shown throughout this bulletin.

The shape, proportion, weight, and texture of an accessory should be in harmony with the other objects in the arrangement. Its weight should also be in keeping with the piece of furniture on which it rests.

Place accessories at different distances from edges and centers of surfaces instead of lining them up in a straight row, thus avoiding that look of being on display.







The objects on this mantel, although interesting in shape, are too balanced for good effect.


Vary the shape of objects used together since the use of too many objects all the same shape become monotonous. Vary the height of objects too, since too many objects the same height are uninteresting.

The color of each accessory in an arrangement enhances the colors of the other objects with which it is grouped, and contrasts or accents the colors in the room for emphasis. Color can be used to balance weight since an object which is shiny or dark, or bright in color appears more weighty than the same size object which is dull, light or grayed in color. Study the mantle arrangements for weight, light and dark distribution on the next page.

Make the right choice in an accessory for each particular spot so that it will perform its task. Solid colored and undecorated accessories will be seen against a patterned background while they will be lost if they are decorated. Those which are dark in color are lost against a dark back-



Notice the pleasing variation in shape and height of the objects on these mantles.



Background is an important consideration when choosing accessories.

ground or one that matches in color, while a light accessory or one which contrasts in color will stand out.


Keep in mind that it is possible to have lovely accessories, without them being expensive, if the principles discussed on previous pages are followed.

It is not enough to balance arrangements—they must be interesting and must have character. If you have more accessories than you can use effectively at one time, put part


of them away and change your arrangements more often. Don't spoil the loveliness of any one accessory by losing it in a too crowded arrangement.

If you feel the need to protect a piece of furniture from scratches, etc., cement a piece of fabric, or a sheet of cork to the bottom of the accessory. A mat might be used under the accessory if it is the shape of the bottom or the largest portion

of the accessory and the same size, or not more than an inch larger. If you want to use a scarf choose one which matches or harmonizes with the color of the wood or repeats a color in the room. Its shape should be that of the top of the furniture and approximately $1\frac{1}{2}$ to 2 inches



The undecorated container on the left is simple in line and shape. It doesn't detract from the plant like the container on the right.



Arrangements and accessories should have character, as well as balance.



smaller on all sides. The undecorated one supports the accessories while the decorated one detracts from the accessories which are placed on it.

Keep accessories off the piano but you can hang something on the wall above it. Keep the piano and your desk open to give that lived-in look to your room. A closed piano or desk really says "hands off" and conveys the feeling of never being used. Leave your fireplace open too, with the usual useful fireplace accessories around. This should be as interesting in the summer as it is in the winter.

Added to the many reasons for choosing and using accessories, is the obvious fact that how they are used can make the difference between a charming, restful room, and cluttered disorder. Give all your accessories a critical check-up, retain those which have good shape, line, color and proportion, discard those which lack these qualities.

Other Helpful Publications

If you need help with other home furnishing problems, contact your county Agricultural Extension Service office. Literature is available on the following subjects:

Furniture Arrangement
Use of Color
Picture Selection and Use
Selection of Curtains and Draperies
Selection of Carpets and Rugs
Selection of Smooth Surface Floor Coverings
Making Curtains
Making Draperies

Making Slip Covers
Making Rugs
Refinishing Furniture
Re-upholstering Furniture
Re-seating Furniture
Kitchen Planning
Kitchen Storage
Planning Household Storage

Acknowledgment: This bulletin was reprinted with permission from Bulletin 169 of the University of Maryland Extension Service.

The Ohio State University and the U. S. Department of Agriculture cooperating. Agricultural Extension Service, W. B. Wood, director, Columbus, 10, Ohio. Printed and distributed in furtherance of acts of May 8 and June 30, 1914.