

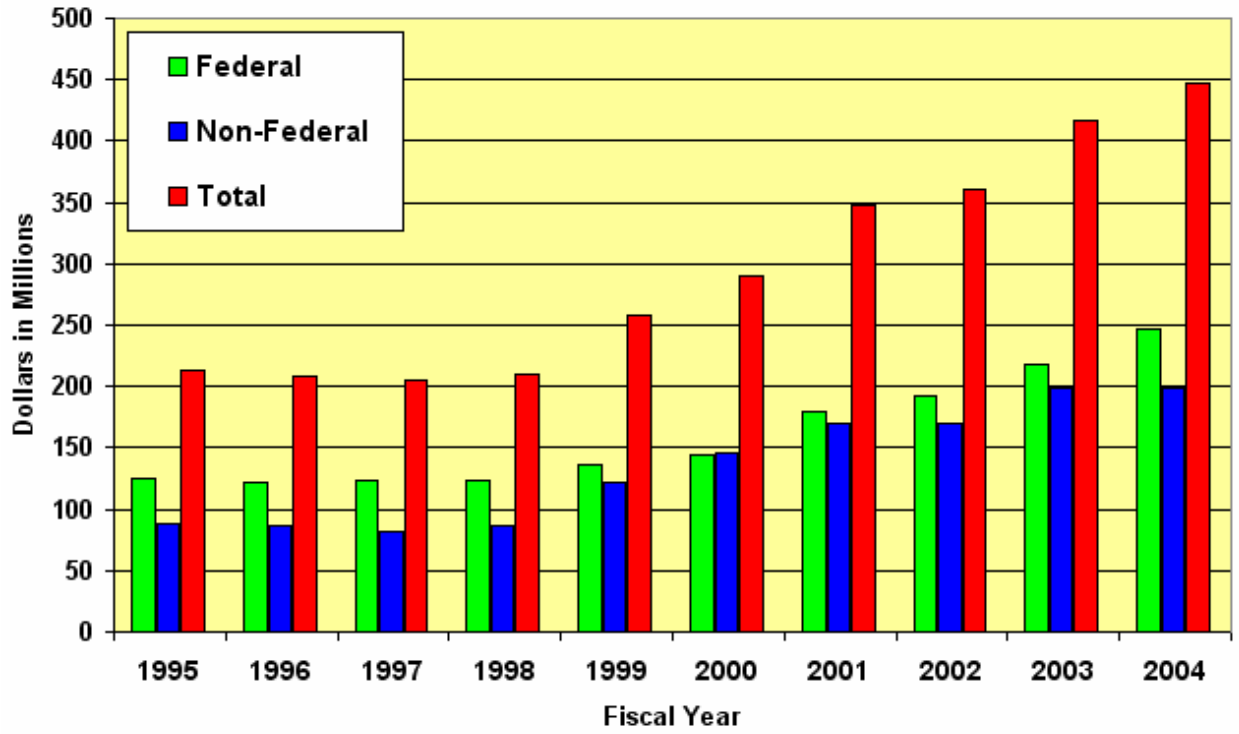


2005

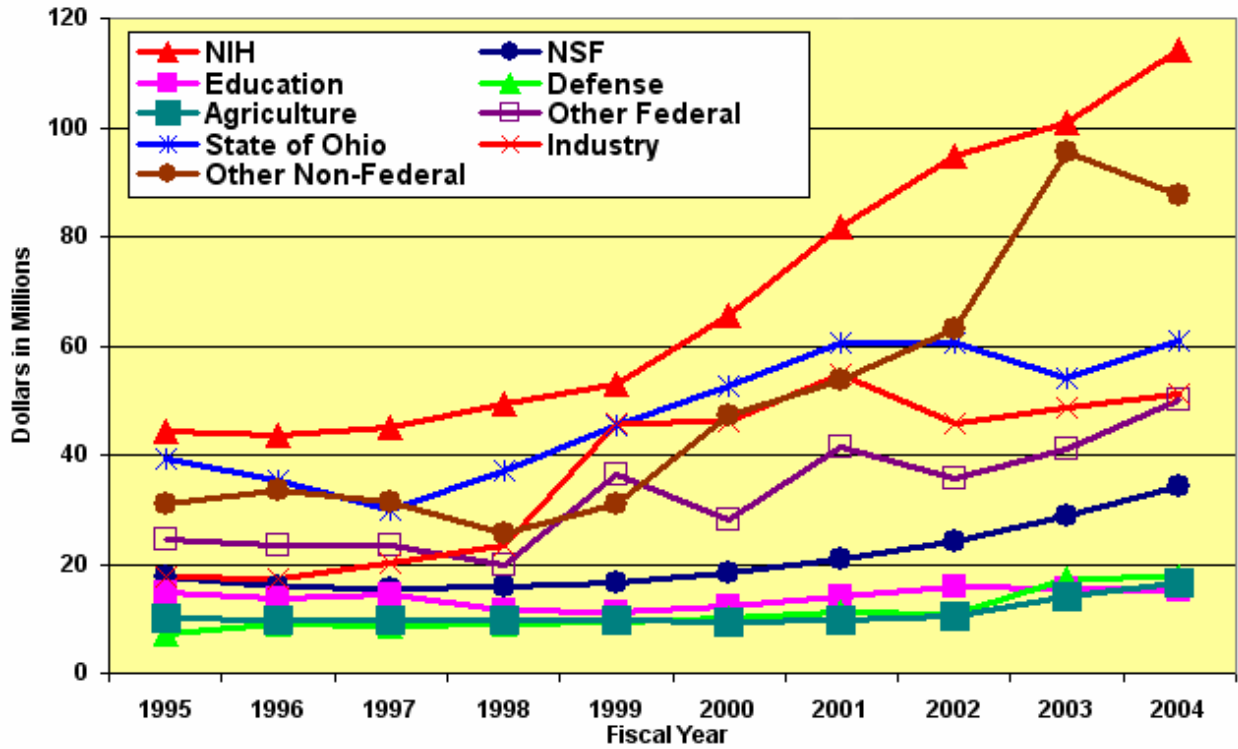
Research Report

Extramural Expenditure Trends (96-05)	3
Extramural Expenditures by Source (95-05)	4
Expenditures by Administrative Unit	5
Expenditures by College	6
Expenditures by Major Unit ('05 vs '04)	7
Expenditures by Sources of Funds	8
Distribution of Projects and Expenditures Among Colleges and Offices of the University	9
Distribution of Projects and Expenditures Among Departments of the University	10
Direct, F&A, and Total Expenditures Among Departments by Administrative Unit	21
Direct, F&A, and Total Expenditures Among Departments by Administrative Unit	21
Extramural Award Trends (96-05)	41
Extramural Awards by Source (96-05)	42
Awards by Administrative Unit	43
Awards by College	44
Awards by Major Unit ('05 vs '04)	45
Awards by Sources of Funds	46
Awards by Sources of Funds	46
Distribution of New Awards Among Colleges and Offices of the University	47
Distribution of New Awards Among Departments of the University	48
NIH Awards by College	58
NSF Awards by College	59
State of Ohio Awards by College	60
Industry Awards by College	61
Top 25 Research Awards	62

Extramural Expenditure Trends (96-05)



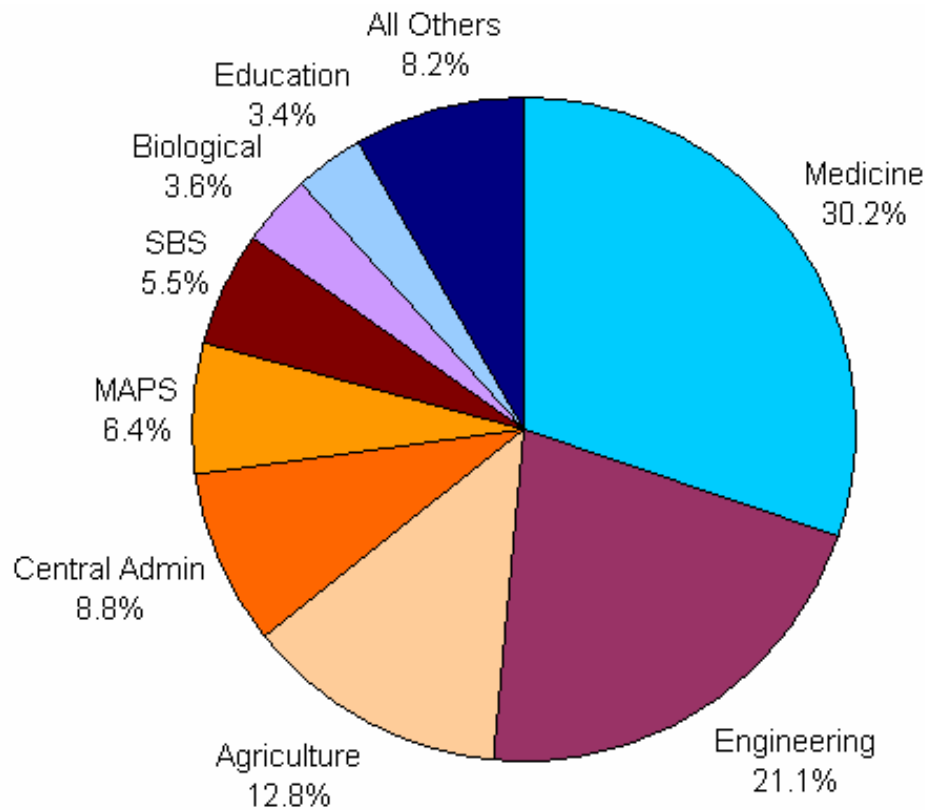
Extramural Expenditures by Source (95-05)



Expenditures by Administrative Unit

	Amount (\$)	No.
Research Foundation (RF)	\$348,293,000	5,280
Ohio Agricultural Research and Development Center (OARDC)	\$35,969,366	264
Children's Research Institute (CHRF)	\$16,225,106	266
OTHER (FAS, OBOR, TRC)	\$110,998,982	609
TOTAL	\$511,486,454	6,071

Expenditures by College

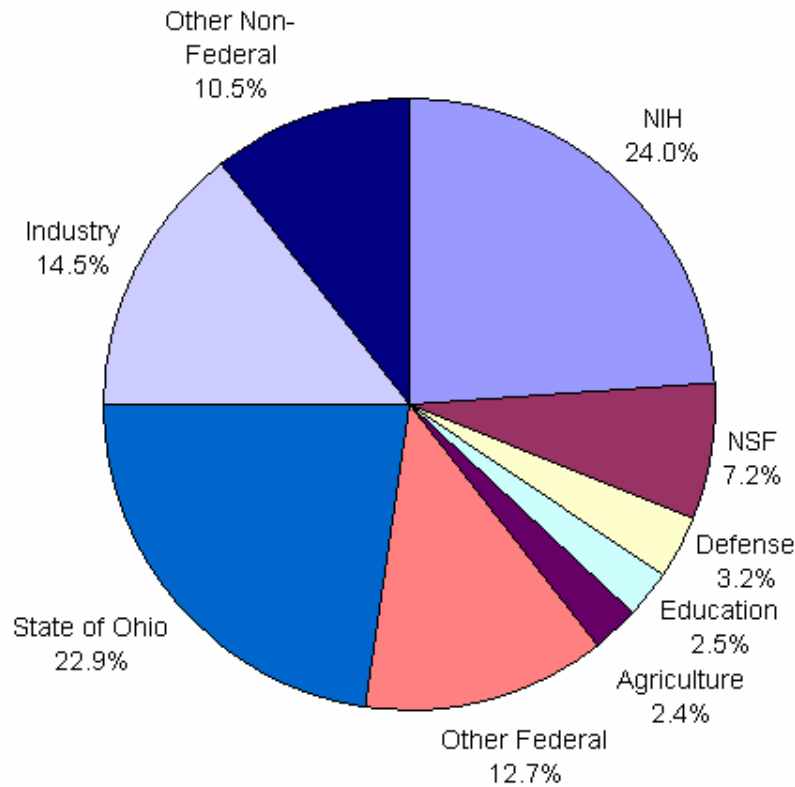


COLLEGE/OFFICE	
College of Medicine, School of Public Health, and Office of Health Sciences (Medicine)	\$154,229,590
College of Engineering	\$108,052,405
College of Food, Agricultural and Environmental Sciences and Agricultural Administration (Agriculture)	\$65,392,499
Interdisciplinary Programs Reporting to the Offices of Academic Affairs and Research (Central Admin)	\$45,161,392
College of Math and Physical Sciences (MAPS)	\$32,588,926
College of Social and Behavioral Sciences (SBS)	\$28,127,763
College of Biological Sciences	\$18,580,664
College of Education	\$17,341,882
All Others	\$42,011,333
TOTAL EXPENDITURES	\$511,486,454

Expenditures by Major Unit ('05 vs '04)

Unit	College	07/01/2003- 06/30/2004	07/01/2004- 06/30/2005	Increase (Decrease)	Percent Change
HEALTH SCIENCES	Dentistry	\$4,566,736	\$5,930,792	\$1,364,056	29.9 %
	Medicine	\$120,096,661	\$151,148,054	\$31,051,393	25.9 %
	Nursing	\$2,093,276	\$2,496,710	\$403,434	19.3 %
	Optometry	\$6,883,233	\$6,403,465	(\$479,768)	(7.0)%
	Pharmacy	\$7,135,827	\$7,364,652	\$228,824	3.2 %
	Public Health	\$2,007,148	\$3,081,536	\$1,074,387	53.5%
	Veterinary Medicine	\$10,694,928	\$10,434,278	(\$260,649)	(2.4)%
HEALTH SCIENCES Total		\$153,477,810	\$186,859,486	\$33,381,677	21.8 %
PROFESSIONAL COLLEGES	Agriculture	\$58,372,120	\$65,392,499	\$7,020,380	12.0 %
	Business	\$612,989	\$1,072,064	\$459,075	74.9 %
	Education	\$17,887,321	\$17,341,882	(\$545,438)	(3.0)%
	Engineering	\$103,311,009	\$108,052,405	\$4,741,396	4.6 %
	Human Ecology	\$1,893,585	\$3,139,879	\$1,246,293	65.8 %
	Law	\$415,974	\$1,176,097	\$760,122	182.7 %
	Social Work	\$53,698	\$695,250	\$641,552	1194.7 %
PROFESSIONAL COLLEGES Total		\$182,546,696	\$196,870,077	\$14,323,381	7.8 %
ARTS AND SCIENCES	Arts	\$160,852	\$200,681	\$39,829	24.8 %
	Biological Sciences	\$17,320,882	\$18,580,664	\$1,259,782	7.3 %
	Humanities	\$1,288,476	\$1,664,548	\$376,072	29.2 %
	Mathematical and Physical Sciences	\$32,469,560	\$32,588,926	\$119,366	0.4 %
	Social and Behavioral Sciences	\$25,518,271	\$28,127,763	\$2,609,492	10.2 %
ARTS AND SCIENCES Total		\$76,758,040	\$81,162,581	\$4,404,541	5.7 %
CENTRAL ADMIN	CENTRAL ADMIN Total	\$34,040,345	\$46,347,230	\$12,306,886	36.2 %
REGIONAL CAMPUSES	REGIONAL CAMPUSES Total	\$170,707	\$247,079	\$76,372	44.7 %
Total		\$446,993,598	\$511,486,454	\$64,492,857	14.4 %

Expenditures by Sources of Funds



FEDERAL	
National Institutes of Health (NIH)	\$122,871,417
National Science Foundation (NSF)	36,808,038
Department of Defense	16,514,322
Department of Education	13,007,028
Department of Agriculture	12,388,434
Other Federal (including NASA, Depts. of Energy and Labor, EPA, NEA, NEH, etc.)	65,080,771
TOTAL FEDERAL	\$266,670,010
NON-FEDERAL	
State of Ohio	\$117,164,090
Industry	74,190,011
Other Non-Federal	53,462,343
TOTAL NON-FEDERAL	\$244,816,444
TOTAL EXPENDITURES	\$511,486,454

Distribution of Projects and Expenditures Among Colleges and Offices of the University

COLLEGE / OFFICE	Federal		Non-Federal		Total Amount Expended (\$)	Total No.
	Amount Expended (\$)	No.	Amount Expended (\$)	No.		
College of Arts and Sciences			68,134	2	68,134	2
College of Biological Sciences	13,825,125	154	4,755,539	135	18,580,664	289
College of Dentistry	5,274,004	45	656,788	21	5,930,792	66
College of Education	9,188,823	46	8,153,059	142	17,341,882	188
College of Engineering	40,132,553	458	67,919,852	716	108,052,405	1,174
College of Food, Agricultural and Environmental Sciences and Agricultural Administration	23,530,094	337	41,862,406	889	65,392,499	1,226
College of Human Ecology	2,139,123	20	1,000,756	37	3,139,879	57
College of Humanities	946,382	17	718,165	15	1,664,548	32
College of Law	1,119,115	1	56,982	3	1,176,097	4
College of Math and Physical Sciences	24,799,330	327	7,789,595	153	32,588,926	481
College of Medicine, School of Public Health, and Office of Health Sciences	88,734,589	676	65,495,001	1,192	154,229,590	1,868
College of Nursing	2,087,123	22	409,586	13	2,496,710	35
College of Optometry	4,948,934	40	1,454,531	24	6,403,465	64
College of Pharmacy	5,283,617	41	2,081,034	46	7,364,652	88
College of Social and Behavioral Sciences	23,424,048	146	4,703,715	84	28,127,763	230
College of Social Work	2,123	0	693,127	6	695,250	6
College of the Arts	62,295	2	138,385	3	200,681	5
College of Veterinary Medicine	7,140,681	65	3,293,598	158	10,434,278	222
Fisher College of Business	728,026	16	344,038	16	1,072,064	32
Graduate School	976,669	15	198	1	976,867	16
Interdisciplinary Programs Reporting to the Offices of Academic Affairs and Research	12,161,417	131	32,999,976	181	45,161,392	311
Office of Human Resources			30,146	3	30,146	3
Office of Student Affairs	29,001	1	42,405	7	71,406	8
Office of University Development			91	1	91	1
Regional Campuses	129,078	5	118,001	4	247,079	9
University Libraries	7,859	1	31,335	2	39,194	3
Grand Total	266,670,010	2,565	244,816,444	3,854	511,486,454	6,419

Distribution of Projects and Expenditures Among Departments of the University

Department	Federal		Non-Federal		Total Amount Expended (\$)	Total No.
	Amount Expended (\$)	No.	Amount Expended (\$)	No.		
Special Collections (02006)	701	1			701	1
Adv Computing Ctr/Art & Design (02100)			92,966	1	92,966	1
Ind, Intr & Visual Comm Design (02300)	61,594	1	43,021	1	104,615	2
School of Music (02620)			2,399	1	2,399	1
Alumni Development (03067)			75	1	75	1
Biochemistry Admin (03100)	2,142,553	16	467,845	8	2,610,398	25
Marzluf Research (03127)			5	1	5	1
Chan Research (03128)			5	1	5	1
Dean Research (03129)			4	1	4	1
Entomology Admin (03300)	1,083,685	17	151,270	13	1,234,955	30
Fisher Allocation (03327)			19	1	19	1
Molecular Genetics Admin (03400)	2,645,276	25	507,896	9	3,153,172	33
Johnson Research (03433)			10	1	10	1
Microbiology Admin (03500)	3,914,184	27	642,743	13	4,556,927	39
Plant Cell & Molecular Biology (03800)	1,588,148	25	590,847	7	2,178,995	32
Plant Biotechnology Admin (03850)	1,184,913	17	176,753	5	1,361,666	21
Genomics Facility (03852)	130,468	0	151,830	1	282,298	1
Evol, Ecology & Org Biology (03900)	1,135,897	27	2,066,238	74	3,202,135	101
MCDB Grad Prog (03983)			95	1	95	1
African-Amer & African Studies (05020)	1,219	1	30,298	0	31,517	1
Res Ctr for Med Slavic Stud (05051)			59,645	1	59,645	1
East Asian Languages & Literat (05270)			173,973	4	173,973	4
English (05370)	64,864	2	8,618	2	73,482	4
Foreign Language Center (05430)	351,518	2	33,908	1	385,426	3
Near Eastern Languages & Cult (05540)	3,611	1	125,189	2	128,800	3
History (05570)	31,900	1	1,053	2	32,953	3
Isthmia Excavation - Greece (05572)			160,559	1	160,559	1
Humanities Institute (05640)	83,825	2	3,650	1	87,474	3
Linguistics (05660)	364,692	6	121,272	1	485,964	7
Philosophy (05750)	44,754	2			44,754	2
Math & Physical Sci Admin (06000)			162,044	4	162,044	4
Freeman Research (06003)			119,313	3	119,313	3
Astronomy (06140)	1,086,617	34	713,393	16	1,800,010	50
Astr-Boyd (06171)	73,304	1			73,304	1
Astr-Frogel (06177)			192,729	1	192,729	1
Chemistry (06280)			7,526	1	7,526	1
EMSI (06375)	989,497	14	283,527	2	1,273,024	16
Chem-Grad Student GAANN (06383)	116,067	1			116,067	1

Department	Federal		Non-Federal		Total	Total No.
	Amount Expended (\$)	No.	Amount Expended (\$)	No.	Amount Expended (\$)	
Chem-Chan (06391)	71,274	1	10,983	2	82,258	2
Chem-Chisholm (06394)	308,506	3	97,129	1	405,635	4
Chem-Grandinetti (06397)	142,866	5	23,162	2	166,028	7
Chem-Hadad (06401)			21,755	2	21,755	2
Chem-Kohler (06404)	267,261	2	28,566	1	295,827	3
Chem-Lowary (06407)	24,535	2	12,814	1	37,349	3
Chem-Mccoy (06414)	107,761	1	44,341	2	152,102	3
Chem-Parquette (06417)	228,924	4	39,117	2	268,041	6
Chem-Pei (06421)	862,045	4	136,029	2	998,074	6
Chem-Turro (06424)	191,580	1	61,001	1	252,581	2
Chem-Coe (06427)	98,513	1	36,409	3	134,922	4
Chem-Coleman (06431)	608,557	3	174,775	2	783,332	5
Chem-Dalbey (06434)	374,407	3	73,356	1	447,763	4
Chem-Gustafson (06437)	333,925	2	8,200	1	342,125	3
Chem-Singer (06444)	90,937	1	23,095	1	114,032	2
Chem-Bursten (06454)	184,550	1	88,344	4	272,894	5
Chem-Caffrey (06457)	64,043	3	17,234	1	81,277	4
Chem-Cowan (06461)	324,652	2	74,347	1	398,999	3
Chem-Dutta (06464)	359,923	9	162,012	6	521,935	15
Chem-Epstein (06467)	69,881	1	0	0	69,881	2
Chem-Fraenkel (06471)	115,239	1	3,336	1	118,575	2
Chem-Lempert (06474)	64,727	1	23,318	1	88,045	2
Chem-Hart (06477)	73,374	1	50,393	1	123,766	2
Chem-Freitas (06481)	147,473	1	218,219	3	365,692	4
Chem-Miller (06484)	429,334	5	104,386	1	533,720	6
Chem-Moore (06486)	3,511	1			3,511	1
Chem-Olesik (06487)	101,682	4	11,402	2	113,084	6
Chem-Paquette (06491)	(7,434)	2	8,059	3	625	5
Chem-Pitzer (06497)	231,879	2	32,303	1	264,182	3
Chem-Platz (06501)	272,584	2	44,777	3	317,361	5
Chem-Rajanbabu (06504)	132,801	2	71,321	3	204,121	5
Chem-Shore (06507)	101,352	1	91,284	4	192,637	5
Chem-Tsai (06511)	300,634	3	168,749	2	469,384	4
Chem-Allen (06513)	424,057	3	216,010	4	640,066	7
Chem-McCreery (06527)	252,112	2	252,877	3	504,989	5
Chem-Shechter (06537)	105,395	2			105,395	2
Chem - Wang (06542)	24,828	0	65	0	24,894	0
Chem-Woodward (06544)	124,241	3	81,213	4	205,454	7
Chem-Hatcher (06551)	119,599	3	205,489	4	325,088	7
Chem-Sundaralingam (06552)	(15,556)	1			(15,556)	1
Geological Sciences (06560)	1,408,107	34	285,044	9	1,693,152	43
Geol-Ibaraki Startup (06567)			49,990	3	49,990	3
MARC (06594)			2,402	1	2,402	1
Mathematics (06710)	3,351,899	51	274,471	5	3,626,370	56
MBI - Math/Bio Institute (06725)	9,313	0	384,544	4	393,857	4
Physics (06840)	8,262,755	88	1,959,847	21	10,222,603	109
Phys AMO-Herbst Support (06901)			15,620	1	15,620	1
Phys CMX-Andereck Support (06906)			5	1	5	1
Phys CMX-Epstein Support (06907)			220,782	1	220,782	1
Phys PED-Van Heuvelen Support	2,274	0			2,274	0

Department	Federal		Non-Federal		Total Amount Expended (\$)	Total No.
	Amount Expended (\$)	No.	Amount Expended (\$)	No.		
(06928)						
Statistics (06940)	1,783,523	16	402,488	7	2,186,010	23
Ctr/Human Resource Rsch (07030)	15,890,734	44	3,043,367	26	18,934,100	70
The Mershon Center (07070)	49,654	1	347	1	50,001	2
Population Research Center (07080)	201,305	2	36,387	1	237,692	3
Anthropology (07110)	188,756	6	17,193	4	205,949	10
Economics (07220)	701,788	9	124,854	2	826,642	11
Geography (07330)	861,126	19	268,458	8	1,129,584	27
Ctr for Urban & Reg Analysis (07350)	14,260	1	101,223	4	115,484	5
School of Communication (07440)	249,787	1	45,005	3	294,792	4
Political Science (07550)	172,367	4	11,883	1	184,250	5
Psychology (07660)	4,056,220	39	655,974	16	4,712,193	55
School of Public Policy & Mgmt (07700)	12,134	1	3,516	1	15,650	2
Sociology (07770)	804,815	17	237,154	10	1,041,969	27
Criminal Justice Research Ctr (07780)	37,564	1	101,031	5	138,595	6
Speech & Hearing (07990)	183,537	2	57,323	3	240,861	5
ATI- Administrative Support (08890)	605,401	8			605,401	8
Lima Campus (09280)	46,853	3			46,853	3
Mansfield Campus (09420)	82,225	2	51,029	3	133,254	5
Marion Campus (09560)			33,486	1	33,486	1
Newark Campus (09710)			33,486	1	33,486	1
FCOB Dean/Administration (10000)	98,512	6	3,161	1	101,674	7
FCOB Dev External Affairs (10061)			60,607	2	60,607	2
FCOB Dev Communications (10063)			5,687	1	5,687	1
FCOB MBA Program (10072)			2,169	1	2,169	1
FCOB GPO - MBA (10074)			226,899	2	226,899	2
FCOB Finance (10350)	15,223	1	5,593	1	20,816	2
FCOB Mgmt & Human Resources (10390)	444,480	8	20,591	4	465,071	11
FCOB Ctr for Entrepreneurship (10393)			3,004	1	3,004	1
FCOB Management Sciences (10430)	12,099	2			12,099	2
FCOB Marketing & Logistics (10500)	157,713	1	10,547	2	168,260	3
FCOB Executive Education (10560)			5,780	1	5,780	1
Food Agric & Env Sci Admin (11000)	33,548	1			33,548	1
Internatnl Prog in Agriculture (11070)	125,894	3	166,434	3	292,327	6
Agric, Evrnml & Dev Econ (11140)	530,717	19	675,701	25	1,206,418	43
Human & Comm Res Dev (11180)	20,767	2	364,743	15	385,510	16
Food, Agr & Biological Eng (11230)	743,303	22	564,584	29	1,307,887	52
FAES Safety & Health (11231)			16	1	16	1
Horticulture & Crop Science (11270)	400,558	11	306,299	16	706,858	27
HCS Faculty/Staff Allocations (11271)			187	2	187	2
HCS Faculty Startup (11273)			2,186	1	2,186	1
Animal Sciences (11320)	632,299	6	120,072	12	752,371	18
Animal Sci Faculty Startup (11332)			930	1	930	1
Food Science & Technology (11560)	625,927	21	933,809	40	1,559,736	61
FS&T Faculty Startup (11561)	(13,066)	1	7,210	1	(5,857)	2
School of Natural Resources (11730)	1,091,609	33	1,896,954	73	2,988,562	106
Nat Res Faculty Allocations (11731)			1,460	5	1,460	5

Department	Federal		Non-Federal		Total Amount Expended (\$)	Total No.
	Amount Expended (\$)	No.	Amount Expended (\$)	No.		
Olentangy Rv Wetlands Res Pk (11734)			887	1	887	1
Nat Res Faculty Startup (11735)			337	1	337	1
Stone Laboratory (11736)			494,522	11	494,522	11
Plant Pathology (11780)	371,208	8	462,203	13	833,411	21
Education Administration (12000)			25,000	1	25,000	1
Ctr/Ed & Trng for Employment (12030)	1,885,605	13	2,395,844	42	4,281,449	55
Faculty & TA Development (12041)			3,136	2	3,136	2
Ed Research Office (12061)			29,148	2	29,148	2
Ed Ohio Collaborative (12261)			94,293	3	94,293	3
Schl of Phy Act & Educ Serv (12700)	725,289	7	69,496	5	794,784	12
Special Education (12702)	207,874	4	150,570	4	358,443	8
Sport & Exercise Sciences (12703)			167,858	6	167,858	6
CounslerEd,RehabServ&SchIPsych (12705)	119,686	3	75,335	7	195,022	10
Workforce Ed & Liflng Lrning (12706)			239,231	8	239,231	8
Ctr for Spec Needs Population (12711)	497,872	6	1,044,845	13	1,542,717	19
School of Teaching & Learning (12750)	42,764	1	1,145,656	10	1,188,420	11
Eisenhower Natl Clearinghouse (12751)	5,063,127	3	2,014,742	16	7,077,870	19
Reading Recovery (12752)			172,928	4	172,928	4
Ed Resource Info Clearinghouse (12753)			19,622	1	19,622	1
T & L - School Administration (12754)	294,246	1	25,000	1	319,246	2
Math Science & Technology (12756)	190,528	2	64,901	2	255,429	4
Language Literacy & Culture (12758)			230,929	6	230,929	6
School/Edu Policy&Leadership (12800)	142,684	6	(5,876)	2	136,808	8
Educational Adm & Higher Ed (12802)			113,822	4	113,822	4
Quant Rsrch Eval & Meas (12805)	19,148	0			19,148	0
Walter E Dennis Learning Ctr (12807)			25,115	1	25,115	1
Ed Ohio Collaborative (12808)			51,465	3	51,465	3
Aerospace Engr & Aviation (14070)	72,825	3	429,864	15	502,688	18
School of Architecture (14100)	5,408	2	246,030	6	251,438	7
Aviation (14150)	12,624	1			12,624	1
Biomedical Engineering (14170)	766,891	5	334,407	5	1,101,298	10
Chemical & Biomolecular Eng (14250)	3,096,537	54	3,010,499	54	6,107,036	108
Civil, Envir Engr & Geod Sci (14270)	1,153,237	36	1,536,125	33	2,689,362	69
Space Geodesy & Remote Sensing (14275)	1,576,743	22	643,086	4	2,219,829	26
Computer Science & Engineering (14350)	3,796,349	38	3,116,881	34	6,913,230	72
Electrical & Computer Engr. (14450)	3,611,972	54	3,102,776	74	6,714,748	128
Electroscience Lab (14453)	3,038,903	29	4,316,470	90	7,355,373	119
Engineering Experiment Station (14520)	10,256,274	8	27,912,714	3	38,168,988	11
Cntr Indusl Sensors & Measure (14522)			13,745	1	13,745	1
Engineering Research Center (14523)	220,404	6	34,003	5	254,407	11

Department	Federal		Non-Federal		Total Amount Expended (\$)	Total No.
	Amount Expended (\$)	No.	Amount Expended (\$)	No.		
Ctr-Adv Polymer Composite Eng (14524)			221,320	13	221,320	13
Cntr Air Worthiness Assurance (14525)	110,848	1			110,848	1
Nuclear Reactor Lab (14526)	59,243	3	145,766	6	205,010	9
Cntr for Automotive Research (14527)	555,671	9	1,170,152	28	1,725,823	37
OSU Carbonation & Ash Reactiva (14528)			50,939	3	50,939	3
Ohio MicroMD Lab (14529)			1,363,967	4	1,363,967	4
NSEC-Polymer Biomed (14533)	6,796	0	40,785	2	47,582	2
Industl, Weld & System Engr (14570)	2,539,423	53	3,352,633	73	5,892,057	126
Engineering Research Center (14571)			420,675	6	420,675	6
Materials Science Engineering (14680)	4,118,012	57	6,408,435	111	10,526,447	168
CAMM (14684)	11,703	1	171,122	1	182,825	2
Mechanical Engineering (14700)	5,122,688	78	7,713,532	120	12,836,220	198
Natl Regulatory Research Inst (14820)			2,163,927	25	2,163,927	25
Human Ecology Administration (15000)	537,876	3	131,478	6	669,354	9
Human Devel and Family Science (15010)	712,799	5	312,026	5	1,024,825	10
Human Nutrition (15040)	713,142	8	543,030	23	1,256,172	31
Hospitality Management (15043)			2,619	1	2,619	1
Dept of Consumer Sciences (15050)	175,306	5	11,603	2	186,909	7
Nursing Administration (17000)	2,087,123	22	300,425	11	2,387,549	33
Nursing Development (17007)			109,142	1	109,142	1
Nursing Alumni Support (17008)			19	1	19	1
Pharm CBO/Coll (18000)	2,683,557	21	585,748	15	3,269,305	36
Pharm Graduate/Research (18051)	385,206	9	101,955	8	487,161	17
Medicinal Chemistry (18211)	1,372,853	5	453,974	5	1,826,828	10
Pharmaceutics (18221)	598,746	5	620,263	7	1,219,009	12
Pharmacology (18231)	758	0	194,615	3	195,373	3
Pharm Pract and Administration (18241)	242,497	2	124,478	8	366,975	10
Social Work (19000)	2,123	0	693,127	6	695,250	6
Dentistry Admin (21000)	70,429	1	194,650	1	265,078	2
Dent General Operations (21050)			15,169	1	15,169	1
Geriatrics (21180)			6,635	1	6,635	1
Restorative/Prosthetic (21300)	347,721	4	55,649	7	403,370	10
Oral Biology (21350)	3,594,836	30	326,598	4	3,921,433	34
Oral/Maxillofacial Surg (21450)	63,371	0	2,431	1	65,803	2
Oral Pathology (21460)	266,551	2			266,551	2
Pediatric Dentistry (21500)	360,762	2	40,432	3	401,194	5
Periodontology (21550)	509,961	6	15,314	2	525,276	8
Orthodontics (21800)	60,374	1	(90)	1	60,284	2
Law (23000)	1,119,115	1	56,982	3	1,176,097	4
Medicine Administration (25000)	3,652,089	8	902	3	3,652,991	11
Med - Faculty Affairs (25002)			191,625	3	191,625	3
School Allied Med Prof (25040)	518,496	4	302,645	8	821,141	12
SAMP - Circulation Technology (25041)			1,930	1	1,930	1

Department	Federal		Non-Federal		Total Amount Expended (\$)	Total No.
	Amount Expended (\$)	No.	Amount Expended (\$)	No.		
SAMP - Physical Therapy (25046)	461,727	3	(1,087)	3	460,640	7
SPH - School of Public Health (25050)	991,038	9	412,823	13	1,403,861	22
SPH - Environmental Health Sci (25051)	41,029	3	173,835	3	214,863	6
SPH - Epi and Biometrics (25052)	814,510	4	155,643	6	970,153	11
SPH - Hlt Beh & Hlt Promotion (25053)	71,526	1	348,324	3	419,850	4
SPH - Hlt Srvs Mgmt & Policy (25054)			17,233	3	17,233	3
SPH - HOPES (25055)	55,575	1			55,575	1
School of Biomedical Science (25060)			383,027	1	383,027	1
Heart and Lung Institute (25080)	10,480,522	71	5,560,860	117	16,041,382	189
Biomedical Informatics (25100)	739,433	10	2,331,764	15	3,071,197	25
Division of Anatomy (25101)			188,211	2	188,211	2
Anesthesiology (25110)	173,274	2	39,293	4	212,567	6
Emergency Medicine (25120)			401,904	20	401,904	20
Family Medicine (25130)	986,837	10	99,768	8	1,086,606	18
Molecular Vir, Imm & Med Gen (25150)	3,064,688	26	581,293	22	3,645,981	48
Human Cancer Genetics (25160)			1,264,641	6	1,264,641	6
Internal Medicine (25250)	317,565	4	50,565	3	368,130	7
Cardiology (25251)			12,150	5	12,150	5
Dermatology (25252)	777	0	(3)	0	775	0
Digestive Diseases (25253)			2,000	1	2,000	1
Endo, Diabetes & Metabolism (25254)	1,875,561	10	865,453	37	2,741,014	47
General Internal Medicine (25255)			5,794	2	5,794	2
Hematology & Oncology (25256)	295,540	2	589,729	20	885,269	23
Immunology (25257)	46,913	2	290,790	5	337,703	7
Infectious Diseases (25258)	2,985,914	9	453,932	21	3,439,847	30
Nephrology (25259)	612,852	4	241,911	21	854,763	25
Pulmonary/Critical Care (25261)			48,803	3	48,803	3
Human Genetics (25262)	32,842	0	43,711	1	76,553	1
Neurology (25280)	354,194	4	1,748,032	93	2,102,226	97
Neurological Surgery (25290)			15,857	1	15,857	1
Neuroscience (25320)	3,098,852	18	769,925	13	3,868,777	31
Obstetrics & Gynecology (25350)	1,386,953	32	727,334	18	2,114,287	50
Ophthalmology (25400)	75,106	2	385,632	15	460,737	17
CVO & Ophthalmic Engineering (25401)			5	1	5	1
Orthopaedics (25430)	10,629	2	34,541	5	45,171	7
Otolaryngology (25450)	487,457	3	40,758	4	528,215	7
Pathology (25500)	6,837,461	40	4,311,212	59	11,148,673	98
Pediatrics (25550)	8,619,490	88	4,952,830	152	13,572,320	240
Pharmacology (25600)	932,513	9	2,079,625	24	3,012,139	33
Physical Medicine & Rehab (25650)	328,773	2	269,415	16	598,188	18
Molec & Cellular Biochemistry (25700)	3,580,045	20	899,022	23	4,479,067	43
Physiology and Cell Biology (25750)	3,901,859	23	553,945	14	4,455,804	37
Psychiatry (25850)	625,277	4	213,927	9	839,204	12
Radiology (25900)	1,059,991	7	8,835,401	25	9,895,392	32
Diagnostic (25901)			7,928	1	7,928	1
Radiation Oncology (25902)			2,335	2	2,335	2
Radiobiology (25903)	50,762	2	5	1	50,767	3
Surgery (25950)	390,099	4	110,256	4	500,356	8

Department	Federal		Non-Federal		Total Amount Expended (\$)	Total No.
	Amount Expended (\$)	No.	Amount Expended (\$)	No.		
General Surgery (25951)	176,213	1	89,838	7	266,050	7
Surgical Oncology (25954)	423,134	7	313,527	13	736,661	19
Thoracic Surgery (25955)	(1,752)	1	356,457	11	354,705	12
Transplant Surgery (25956)	863,934	4	589,436	24	1,453,370	28
Urology (25957)	34,400	1			34,400	1
CMIS (25961)			24,858	4	24,858	4
Optometry (27000)	4,948,934	40	1,454,531	24	6,403,465	64
Vet Med Administration (29000)	69,950	1	9,000	1	78,950	2
Veterinary Clinical Sciences (29250)	381,795	8	1,417,920	87	1,799,715	94
Veterinary Biosciences (29400)	6,064,667	46	1,425,652	48	7,490,319	94
Veterinary Preventive Medicine (29760)	624,269	10	441,026	22	1,065,295	32
Graduate School Administration (30000)	976,669	15	198	1	976,867	16
University Libraries (32000)	7,859	1	31,335	2	39,194	3
Prg for Inter Sec & Home Defen (40002)			341,609	1	341,609	1
Special Purpose Research (40010)			80,000	1	80,000	1
Research Centers, Other (40020)			759	1	759	1
Biostatistics Program (40030)	151,407	1	118,943	7	270,350	8
Chemical Instrumentation Ctr (40040)	51,151	1	909,289	4	960,440	5
Campus Microscopy & Imaging (40050)			101,805	1	101,805	1
Center for Materials Research (40060)	231,752	4	320,435	5	552,187	9
Center for Mapping (40070)	204,828	5	692,075	13	896,903	18
Ctr for Molecular Envr Health (40100)			14,333	1	14,333	1
Laboratory Animal Resources (40120)	861,992	1	3,858,195	3	4,720,187	4
ULAR - Medicine/Surgery (40122)			235	1	235	1
ULAR - Operations (40123)			90	2	90	2
Ohio Learning Network (40220)			3,594,404	5	3,594,404	5
Responsible Research Practices (40260)	55,782	1	697	1	56,479	2
Ohio Supercomputer Center (40280)	246,836	3	2,697,391	13	2,944,227	17
High Performance Computing (40281)	114,161	1	2,300,345	9	2,414,507	10
New Initiatives (40282)	3,821,012	4	2,705,487	33	6,526,499	37
Research and Development (40283)	509,572	2	708,706	8	1,218,278	10
OARnet (40290)	3,060	1	11,104,431	12	11,107,491	13
Byrd Polar Research Center (40500)	2,682,638	51	1,685,813	18	4,368,451	69
Center/Lake Erie Area Research (40540)	1,008,221	31	682,831	20	1,691,052	51
Biotechnology (40570)			225	1	225	1
Center for Cognitive Science (40600)	508,867	5	483,022	8	991,889	12
Columbus Operations (41006)			5	1	5	1
Academic Affairs Admin (42000)	17,793	1			17,793	1
Inst Study of Race & Ethnicity (42011)			100,936	1	100,936	1
Vice Provost Admin (42074)	296,687	4			296,687	4
International Studies Admin (42350)	622,515	6			622,515	6
Latin American Studies Center (42352)	281,778	4	9,563	1	291,341	5
Middle East Center (42353)	467,775	4			467,775	4
African Center (42357)			1,521	1	1,521	1

Department	Federal		Non-Federal		Total Amount Expended (\$)	Total No.
	Amount Expended (\$)	No.	Amount Expended (\$)	No.		
Chief Info Officer Admin (42710)	23,590	1	8,684	1	32,274	2
Chief Info Officer TELR (42711)			39,169	4	39,169	4
WCA-Administration (42880)			89,813	7	89,813	7
Arts & Sciences Admin (43050)			99	1	99	1
ASC Development (43500)			466,507	3	466,507	3
ASC Development Office (43501)			61,518	1	61,518	1
Executive Dean-ASC (43502)			6,617	1	6,617	1
Multicultural Center (45140)	29,001	1			29,001	1
Student Health Service (45400)			7,812	2	7,812	2
Wellness Center (45417)			23,737	3	23,737	3
Recreational Sports (45600)			10,856	2	10,856	2
Health Sciences Administration (46000)	134,905	1			134,905	1
Cancer Hosp & Research Inst (46040)			734,667	21	734,667	21
Comprehensive Cancer Center (46050)	21,478,735	181	20,410,943	220	41,889,678	402
Human Cancer Genetics (46051)			5,419	2	5,419	2
Health Sciences Library (46100)			26,932	2	26,932	2
Neurobiotechnology Center (46350)	2,872,157	13	1,085,592	15	3,957,749	28
Nisonger Center (46400)	1,799,112	17	482,268	21	2,281,380	38
Behavioral Med Res Institute (46450)	995,581	6	27,078	2	1,022,659	7
OHR Org'l & Human Res Dev (47500)			30,146	3	30,146	3
Dev Communications (49491)			91	1	91	1
OSUE Directors Office (55011)	4,265	1			4,265	1
OSUE County Operations (55020)			4,525	2	4,525	2
South East Region Ext Office (55030)			134	1	134	1
North Central Reg Ext Office (55042)			78	1	78	1
OSU Ext Center at Piketon (55060)			21,765	3	21,765	3
OSU Extension Cntr at Jackson (55062)			37	1	37	1
OSUE Agr & Natural Resources (55080)			18,247	2	18,247	2
OSUE-Comm & Technology (55100)			1,253	1	1,253	1
OSUE-HHHH (55110)	65,732	1	34,712	3	100,444	4
OSUE-Community Development (55120)	103,291	1	60	1	103,351	2
OSUE-Food, Agr & Bio Engr (55230)	45,244	3	29,511	3	74,755	6
OSUE-Veterinary Medicine (55250)			918	1	918	1
OSUE-Hort & Crop Science (55270)			184	1	184	1
OSUE HCS Faculty Allocations (55271)			113	1	113	1
OSUE-Entomology (55300)	26,859	4	159,816	7	186,676	10
Extension Entomology PAT (55301)			12,212	1	12,212	1
OSUE-Animal Sciences (55320)	1,737	1	2,061	1	3,799	2
OSUE-Food Science & Technology (55560)	5,816	1	17,663	2	23,478	3
OSUE-Natural Resources (55730)	842	1	(2,553)	1	(1,711)	2
OSUE-Faculty Allocations (55731)			2,870	1	2,870	1
OSUE-Plant Pathology (55780)			199	1	199	1
OSUE-Human Ecology Ext Admin	32,866	1	2,134,598	215	2,167,464	216

Department	Federal		Non-Federal		Total Amount Expended (\$)	Total No.
	Amount Expended (\$)	No.	Amount Expended (\$)	No.		
(55900)						
OSUE-H.E. Fam Rel & Human Dev (55910)	32,866	1			32,866	1
OSUE-Piketon Rsch/Ext Ctr (55960)			23,587	1	23,587	1
OSUE-Enterprise Cntr Econ Dev (55970)			245,671	6	245,671	6
OSUE-Agric Bus Enhancement (55980)			7,728	2	7,728	2
OSUE-Alber Enterprise Ctr (55990)			238	1	238	1
OARDC (56000)	1,088,750	11	274,978	11	1,363,729	22
OARDC Director's Office (56001)	937,700	7	106	1	937,807	8
OARDC Director (56002)			727	1	727	1
OARDC Directors Offc Programs (56006)	216,295	2	131,760	6	348,055	8
Environmental Health & Safety (56014)			447	1	447	1
OARDC Human Resources (56030)			514	1	514	1
OARDC Secrest Arboretum (56050)	47,050	2	184,338	3	231,388	5
OARDC Facilities Services (56080)			190	1	190	1
OARDC Facil Srvcs Garage (56082)			188	1	188	1
OARDC Facil Srvcs Construction (56084)			10	1	10	1
OARDC Facil Srvcs / Branches (56085)			4,932	1	4,932	1
OARDC-Agric, Envir & Dev Econ (56140)	367,702	5	1,519,134	7	1,886,836	12
OARDC Human & Comm Res Dev (56180)	187,141	4	780,505	6	967,646	11
OARDC Food, Ag & Bio Engr (56230)	1,324,427	17	1,659,456	13	2,983,883	30
OARDC FABI Faculty Allocations (56231)			32,978	3	32,978	3
OARDC Food Animal Health (56250)	1,845,522	15	2,244,368	25	4,089,891	40
OARDC FAHRP Faculty Startup (56251)			2,280	1	2,280	1
OARDC Hort & Crop Science (56270)	2,053,144	19	4,509,212	44	6,562,356	63
OARDC HCS Faculty Allocations (56271)			44,291	3	44,291	3
OARDC HCS Facilities (56272)			16,732	1	16,732	1
OARDC Entomology (56300)	1,018,595	22	2,641,140	24	3,659,735	45
OARDC Ento Start Up (56301)			3,922	1	3,922	1
OARDC Animal Sciences (56320)	1,979,613	16	3,893,383	31	5,872,995	47
OARDC Animal Sci Centers (56321)			587,094	2	587,094	2
OARDC Interdisciplinary (56500)	81,022	0	14	1	81,036	1
OARDC Serv Testing & Rsch Lab (56501)			159,829	1	159,829	1
OARDC Agroecosystems Mgmt Pgm (56502)	69,961	1	116,393	5	186,354	7
OARDC OH Compstng & Manure Mgt (56503)			98,521	5	98,521	5
OARDC Organic F&F Educ & Rsch (56504)	190,499	2	99,569	4	290,068	6

Department	Federal		Non-Federal		Total Amount Expended (\$)	Total No.
	Amount Expended (\$)	No.	Amount Expended (\$)	No.		
OARDC-ULEP (56505)			50,570	2	50,570	2
OARDC Food Science & Tech (56560)	542,428	7	866,253	9	1,408,681	17
OARDC Natural Resources (56730)	1,187,605	13	2,817,565	17	4,005,169	30
OARDC Nat Res Fac Allocations (56731)			88,395	7	88,395	7
OARDC - ORWRP (56734)			78,954	2	78,954	2
OARDC Plant Pathology (56780)	2,041,306	21	2,368,105	38	4,409,411	59
OARDC Human Ecology (56900)	104,432	4	663,090	3	767,522	7
OARDC Human Dev & Family Sci (56901)			355	1	355	1
OARDC Human Nutr & Food Mgmt (56904)			5	1	5	1
OARDC Consumer Sciences (56905)	643	1	6,848	1	7,492	2
OARDC Piketon (56920)	2,690,007	18	1,759,382	17	4,449,389	35
PREC Aquaculture Facility (56921)			2,883	1	2,883	1
PREC Horticulture (56926)			241	1	241	1
PREC Soil & Water Resources (56927)			491	1	491	1
PREC Berry Research & Admin (56929)			207,348	1	207,348	1
OARDC Outlying Stations (56940)			70,905	3	70,905	3
OARDC Coshocton-NAEWS (56941)	7,095	1	189,088	1	196,183	2
OARDC Eastern A R S (56942)			414,756	1	414,756	1
OARDC Ashtabula A R S (56943)			84,503	1	84,503	1
OARDC Jackson A R S (56944)			237,902	1	237,902	1
OARDC Muck Crops A R S (56945)			107,759	1	107,759	1
OARDC Northwest A R S (56946)			254,082	1	254,082	1
OARDC Southern A R S (56947)			160,715	1	160,715	1
OARDC North Central A R S (56948)			176,902	1	176,902	1
OARDC Western A R S (56949)			404,534	3	404,534	3
OARDC MCIC (56950)	46,874	0	389,297	3	436,171	3
OARDC Computing & Stat Srv (56960)	261	1	618,353	1	618,615	2
OARDC Library (56970)			11,066	2	11,066	2
OARDC Research Operations (56980)			1,371,211	2	1,371,211	2
OARDC RO Farm Operations (56981)			150,166	1	150,166	1
OARDC RO Grounds Maintenance (56982)			45,144	1	45,144	1
OARDC RO Feed Mill (56983)			10,444	2	10,444	2
Carroll County (57002)			54,557	3	54,557	3
Fairfield County (57004)			23,520	2	23,520	2
Perry County (57015)			3,530	1	3,530	1
Washington County (57017)			7,912	2	7,912	2
Ashtabula County (57019)			16,869	1	16,869	1
Cuyahoga County (57022)			26,177	10	26,177	10
Huron County (57026)			20,512	2	20,512	2
Lake County (57027)			17,001	2	17,001	2
Mahoning County (57029)			23,633	1	23,633	1
Medina County (57031)			17,297	2	17,297	2
Trumbull County (57035)			91,962	6	91,962	6
Allen County (57037)	14,339	1			14,339	1
Hancock County (57042)			28,350	1	28,350	1

Department	Federal		Non-Federal		Total Amount Expended (\$)	Total No.
	Amount Expended (\$)	No.	Amount Expended (\$)	No.		
Seneca County (57053)		49	1	49	1	
Wyandot County (57057)		24,747	1	24,747	1	
Hocking County (57066)		3,301	1	3,301	1	
Butler County (57077)		103,669	3	103,669	3	
Champaign County (57078)		674	0	674	0	
Clark County (57079)		92	1	92	1	
Franklin County (57084)		53,518	4	53,518	4	
Greene County (57085)		14,080	2	14,080	2	
Hamilton County (57086)		2,468	2	2,468	2	
University Hospitals (60000)		156,867	1	156,867	1	
NeuroSurgery (93040)		4,738	0	4,738	0	
Oncology Nursing Admin (96700)		1,390	1	1,390	1	
CHRI Administration (96803)		12,500	0	12,500	0	
Pharmacy (99398)		37,500	1	37,500	1	
Grand Total	266,670,010	2,565	244,816,444	3,854	511,486,454	6,419

Direct, F&A, and Total Expenditures Among Departments by Administrative Unit

COLLEGE/OFFICE	Department	Unit*	Direct	F&A	Total
College of Arts and Sciences	ASC Development Office (43501)	Other Res	61,518		61,518
	Executive Dean-ASC (43502)	Other Res	6,617		6,617
College of Arts and Sciences Total			68,134		68,134
College of Biological Sciences	Alumni Development (03067)	Other Res	75		75
	Biochemistry Admin (03100)	OSURF	1,564,623	641,441	2,206,063
		Other Res	404,335		404,335
	Chan Research (03128)	Other Res	5		5
	Dean Research (03129)	Other Res	4		4
	Entomology Admin (03300)	OSURF	846,437	355,891	1,202,327
		Other Res	32,628		32,628
	Evol, Ecology & Org Biology (03900)	OSURF	2,660,859	387,711	3,048,570
		Other Res	153,565		153,565
	Fisher Allocation (03327)	Other Res	19		19
	Genomics Facility (03852)	OSURF	102,003	28,465	130,468
		Other Res	151,830		151,830
	Johnson Research (03433)	Other Res	10		10
	Marzluf Research (03127)	Other Res	5		5
	Microbiology Admin (03500)	OSURF	2,882,444	1,195,758	4,078,202
		Other Res	478,725		478,725
	Molecular Genetics Admin (03400)	OSURF	1,989,588	840,158	2,829,746
		Other Res	323,426		323,426
	Plant Biotechnology Admin (03850)	OSURF	993,443	344,295	1,337,738
		Other Res	23,928		23,928
Plant Cell & Molecular Biology (03800)	OSURF	1,389,610	538,518	1,928,127	
	Other Res	250,867		250,867	
College of Biological Sciences Total			14,248,427	4,332,236	18,580,664
College of Dentistry	Dent General Operations (21050)	OSURF	15,169	0	15,169
	Dentistry Admin (21000)	OSURF	210,216	54,862	265,078
	Geriatrics (21180)	OSURF	5,308	1,327	6,635

COLLEGE/OFFICE	Department	Unit*	Direct	F&A	Total	
	Oral Biology (21350)	OSURF	2,897,428	950,689	3,848,117	
		Other Res	73,316		73,316	
	Oral Pathology (21460)	OSURF	181,428	85,122	266,551	
	Oral/Maxillofacial Surg (21450)	OSURF	53,049	12,753	65,803	
	Orthodontics (21800)	OSURF	40,841	19,442	60,284	
	Pediatric Dentistry (21500)	CRI	40,401		40,401	
		OSURF	279,647	81,115	360,762	
		Other Res	31		31	
	Periodontology (21550)	OSURF	506,047	12,281	518,328	
		Other Res	6,948		6,948	
	Restorative/Prosthetic (21300)	OSURF	279,607	122,146	401,753	
		Other Res	1,618		1,618	
	College of Dentistry Total			4,591,055	1,339,738	5,930,792
	College of Education	CounslerEd,RehabServ&SchlPsych (12705)	OSURF	174,048	9,090	183,139
Other Res			11,883		11,883	
Ctr for Spec Needs Population (12711)		OSURF	1,358,708	184,009	1,542,717	
Ctr/Ed & Trng for Employment (12030)		OSURF	3,680,069	559,549	4,239,618	
		Other Res	41,831		41,831	
Ed Ohio Collaborative (12261)		OSURF	87,308	6,985	94,293	
Ed Ohio Collaborative (12808)		OSURF	47,652	3,812	51,465	
Ed Research Office (12061)		OSURF	29,137	11	29,148	
Ed Resource Info Clearinghouse (12753)		Other Res	19,622		19,622	
Education Administration (12000)		OSURF	25,000	0	25,000	
Educational Adm & Higher Ed (12802)		OSURF	80,265	6,421	86,686	
		Other Res	27,136		27,136	
Eisenhower Natl Clearinghouse (12751)		OSURF	5,181,460	1,692,776	6,874,236	
		Other Res	203,634		203,634	
Faculty & TA Development (12041)		OSURF	3,114	22	3,136	
Language Literacy & Culture (12758)		OSURF	112,575	26,872	139,447	
		Other Res	91,482		91,482	
Math Science & Technology (12756)		OSURF	231,102	3,360	234,462	
		Other Res	20,968		20,968	
Quant Rsrch Eval & Meas (12805)		OSURF	17,891	1,256	19,148	
Reading Recovery (12752)		OSURF	149,139	13,226	162,365	
		Other Res	10,563		10,563	
Schl of Phy Act & Educ Serv (12700)	OSURF	636,518	143,789	780,307		
	Other Res	14,477		14,477		
School of Teaching & Learning	OSURF	957,116	231,304	1,188,420		

COLLEGE/OFFICE	Department	Unit*	Direct	F&A	Total
	(12750)				
	School/Edu Policy&Leadership (12800)	OSURF	127,406	9,402	136,808
	Special Education (12702)	OSURF	236,309	32,241	268,550
		Other Res	89,893		89,893
	Sport & Exercise Sciences (12703)	OSURF	57,478	2,333	59,811
		Other Res	108,047		108,047
	T & L - School Administration (12754)	OSURF	252,013	67,232	319,246
	Walter E Dennis Learning Ctr (12807)	Other Res	25,115		25,115
	Workforce Ed & Lifing Lrning (12706)	OSURF	208,968	18,697	227,665
		Other Res	11,566		11,566
College of Education Total			14,329,491	3,012,391	17,341,882
College of Engineering	Aerospace Engr & Aviation (14070)	OSURF	291,729	129,211	420,940
		Other Res	81,748		81,748
	Aviation (14150)	OSURF	12,624	0	12,624
	Biomedical Engineering (14170)	OSURF	932,226	111,376	1,043,601
		Other Res	57,697		57,697
	Camm (14684)	OSURF	7,935	3,769	11,703
		Other Res	171,122		171,122
	Chemical & Biomolecular Eng (14250)	OSURF	4,307,449	813,444	5,120,893
		Other Res	986,144		986,144
	Civil, Envir Engr & Geod Sci (14270)	OSURF	1,752,599	431,196	2,183,796
		Other Res	505,566		505,566
	Cntr Air Worthiness Assurance (14525)	OSURF	87,975	22,873	110,848
	Cntr for Automotive Research (14527)	OSURF	750,277	259,865	1,010,142
		Other Res	715,681		715,681
	Cntr Indust Sensors & Measure (14522)	Other Res	13,745		13,745
	Computer Science & Engineering (14350)	OBOR	323,198		323,198
		OSURF	4,114,804	1,342,310	5,457,114
		Other Res	1,132,919		1,132,919
	Ctr-Adv Polymer Composite Eng (14524)	OSURF	134,901	27,963	162,865
Other Res		58,455		58,455	
Electrical & Computer Engr. (14450)	OSURF	4,306,084	1,394,185	5,700,269	
	Other Res	1,014,479		1,014,479	
Electroscience Lab (14453)	OSURF	4,976,608	1,902,001	6,878,609	
	Other	476,764		476,764	

COLLEGE/OFFICE	Department	Unit*	Direct	F&A	Total
		Res			
	Engineering Experiment Station (14520)	OSURF	1,976,079	57,592	2,033,672
		Other Res	372,648		372,648
		TRC	35,762,669		35,762,669
	Engineering Research Center (14523)	OSURF	177,210	75,983	253,193
		Other Res	1,214		1,214
	Engineering Research Center (14571)	OSURF	150,220	42,182	192,402
		Other Res	228,273		228,273
	Industl, Weld & System Engr (14570)	OSURF	3,680,866	1,302,076	4,982,942
		Other Res	909,114		909,114
	Materials Science Engineering (14680)	OBOR	247,500		247,500
		OSURF	7,462,542	2,145,587	9,608,129
		Other Res	670,818		670,818
	Mechanical Engineering (14700)	OBOR	90,000		90,000
		OSURF	8,916,593	2,557,580	11,474,173
		Other Res	1,272,047		1,272,047
	Natl Regulatory Research Inst (14820)	OSURF	1,114,091	527,997	1,642,088
		Other Res	521,839		521,839
	NSEC-Polymer Biomed (14533)	OSURF	6,796	0	6,796
		Other Res	40,785		40,785
	Nuclear Reactor Lab (14526)	OSURF	123,151	16,764	139,914
		Other Res	65,096		65,096
	Ohio MicroMD Lab (14529)	OSURF	(31,059)	0	(31,059)
		Other Res	1,395,026		1,395,026
	OSU Carbonation & Ash Reactiva (14528)	Other Res	50,939		50,939
	School of Architecture (14100)	OSURF	101,682	(2,982)	98,701
		Other Res	152,737		152,737
	Space Geodesy & Remote Sensing (14275)	OSURF	1,236,783	545,069	1,781,852
		Other Res	437,977		437,977
College of Engineering Total			94,346,363	13,706,043	108,052,405
College of Food, Agricultural and Environmental Sciences and Agricultural Administration	Agric, Evrnml & Dev Econ (11140)	OSURF	834,214	170,232	1,004,446
		Other Res	201,972		201,972
	Allen County (57037)	OSURF	13,036	1,304	14,339
	Animal Sci Faculty Startup (11332)	Other Res	930		930
	Animal Sciences (11320)	OSURF	674,109	66,588	740,697
	Other Res	11,674		11,674	

COLLEGE/OFFICE	Department	Unit*	Direct	F&A	Total
	Ashtabula County (57019)	OSURF	13,495	3,374	16,869
	ATI- Administrative Support (08890)	OSURF	569,486	35,915	605,401
	Butler County (57077)	OSURF	94,245	9,424	103,669
	Carroll County (57002)	OSURF	54,557	0	54,557
	Champaign County (57078)	OSURF	612	61	674
	Clark County (57079)	Other Res	92		92
	Columbus Operations (41006)	Other Res	5		5
	Cuyahoga County (57022)	OSURF	23,769	2,408	26,177
	Environmental Health & Safety (56014)	OARDC	447		447
	Extension Entomology PAT (55301)	OSURF	12,212	0	12,212
	FAES Safety & Health (11231)	Other Res	16		16
	Fairfield County (57004)	OSURF	23,520	0	23,520
	Food Agric & Env Sci Admin (11000)	OSURF	33,548	0	33,548
	Food Science & Technology (11560)	OSURF	1,216,107	160,943	1,377,050
		Other Res	182,686		182,686
	Food, Agr & Biological Eng (11230)	OSURF	1,059,045	160,386	1,219,431
		Other Res	88,456		88,456
	Franklin County (57084)	OSURF	51,042	2,476	53,518
	FS&T Faculty Startup (11561)	OSURF	(1,668)	(4,189)	(5,857)
	Greene County (57085)	OSURF	14,080	0	14,080
	Hamilton County (57086)	OSURF	2,102	365	2,468
	Hancock County (57042)	OSURF	28,350	0	28,350
	HCS Faculty Startup (11273)	Other Res	2,186		2,186
	HCS Faculty/Staff Allocations (11271)	Other Res	187		187
	Hocking County (57066)	OSURF	3,001	300	3,301
		OSURF	480,771	68,229	549,000
	Horticulture & Crop Science (11270)	Other Res	157,858		157,858
		OSURF	359,611	24,652	384,264
	Human & Comm Res Dev (11180)	Other Res	1,246		1,246
		OSURF	20,512	0	20,512
	Huron County (57026)	OSURF	225,212	25,239	250,451
		Other Res	41,876		41,876
	Internatnl Prog in Agriculture (11070)	OSURF	17,001	0	17,001
		OSURF	23,633	0	23,633
	Medina County (57031)	OSURF	16,089	1,207	17,297
		OSURF	(38)	(2)	(40)
	Nat Res Faculty Allocations (11731)	Other Res	1,500		1,500
		Other Res	337		337
	Nat Res Faculty Startup (11735)	Other Res	337		337
	North Central Reg Ext Office	Other	78		78

COLLEGE/OFFICE	Department	Unit*	Direct	F&A	Total
	(55042)	Res			
	OARDC - ORWRP (56734)	OARDC	78,954		78,954
	OARDC (56000)	OARDC	274,978		274,978
	OARDC Agroecosystems Mgmt Pgm (56502)	OSURF	1,085,392	3,358	1,088,750
	OARDC Animal Sci Centers (56321)	OARDC	49,277		49,277
	OARDC Animal Sciences (56320)	OSURF	112,169	24,908	137,078
	OARDC Animal Sci Centers (56321)	OARDC	587,094		587,094
	OARDC Animal Sciences (56320)	OARDC	4,962,591		4,962,591
	OARDC Ashtabula A R S (56943)	OSURF	711,863	198,541	910,404
	OARDC Computing & Stat Srv (56960)	OARDC	84,503		84,503
	OARDC Computing & Stat Srv (56960)	OARDC	618,615		618,615
	OARDC Consumer Sciences (56905)	OARDC	7,492		7,492
	OARDC Coshocton-NAEWS (56941)	OARDC	196,183		196,183
	OARDC Director (56002)	OARDC	727		727
	OARDC Directors Offc Programs (56006)	OSURF	284,407	63,648	348,055
	OARDC Director's Office (56001)	OARDC	106		106
	OARDC Director's Office (56001)	OSURF	935,177	2,523	937,700
	OARDC Eastern A R S (56942)	OARDC	414,756		414,756
	OARDC Ento Start Up (56301)	OARDC	3,922		3,922
	OARDC Entomology (56300)	OARDC	2,858,215		2,858,215
	OARDC Entomology (56300)	OSURF	702,364	99,156	801,520
	OARDC F&A Faculty Allocations (56231)	OARDC	32,978		32,978
	OARDC Facil Srvcs / Branches (56085)	OARDC	4,932		4,932
	OARDC Facil Srvcs Construction (56084)	OARDC	10		10
	OARDC Facil Srvcs Garage (56082)	OARDC	188		188
	OARDC Facilities Services (56080)	OARDC	190		190
	OARDC FAHRP Faculty Startup (56251)	OARDC	2,280		2,280
	OARDC Food Animal Health (56250)	OARDC	2,098,288		2,098,288
	OARDC Food Animal Health (56250)	OSURF	1,534,298	457,305	1,991,603
	OARDC Food Science & Tech (56560)	OARDC	1,160,572		1,160,572
	OARDC Food Science & Tech (56560)	OSURF	220,372	27,737	248,109
	OARDC Food, Ag & Bio Engr (56230)	OARDC	2,263,078		2,263,078
	OARDC Food, Ag & Bio Engr (56230)	OSURF	644,056	76,748	720,804
	OARDC HCS Facilities (56272)	OARDC	16,732		16,732
	OARDC HCS Faculty Allocations (56271)	OARDC	44,291		44,291
	OARDC Hort & Crop Science (56270)	OARDC	5,077,965		5,077,965
	OARDC Hort & Crop Science (56270)	OSURF	1,285,700	198,691	1,484,390
	OARDC Human & Comm Res Dev (56180)	OARDC	923,564		923,564
	OARDC Human & Comm Res Dev (56180)	OSURF	37,698	6,385	44,083
	OARDC Human Dev & Family Sci (56901)	OARDC	355		355
	OARDC Human Ecology (56900)	OARDC	767,522		767,522

COLLEGE/OFFICE	Department	Unit*	Direct	F&A	Total
	OARDC Human Nutr & Food Mgmt (56904)	OARDC	5		5
	OARDC Human Resources (56030)	OARDC	514		514
	OARDC Interdisciplinary (56500)	OARDC	14		14
		OSURF	80,079	943	81,022
	OARDC Jackson A R S (56944)	OARDC	237,902		237,902
	OARDC Library (56970)	OSURF	11,066	0	11,066
	OARDC MCIC (56950)	OARDC	389,297		389,297
		OSURF	46,874	0	46,874
	OARDC Muck Crops A R S (56945)	OARDC	107,759		107,759
	OARDC Nat Res Fac Allocations (56731)	OARDC	88,395		88,395
	OARDC Natural Resources (56730)	OARDC	3,676,032		3,676,032
		OSURF	258,602	70,535	329,137
	OARDC North Central A R S (56948)	OARDC	176,902		176,902
	OARDC Northwest A R S (56946)	OARDC	254,082		254,082
	OARDC OH Compstng & Manure Mgt (56503)	OARDC	62,624		62,624
		OSURF	33,686	2,211	35,896
	OARDC Organic F&F Educ & Rsch (56504)	OARDC	99,569		99,569
		OSURF	167,672	22,827	190,499
	OARDC Outlying Stations (56940)	OARDC	70,905		70,905
	OARDC Piketon (56920)	OARDC	1,152,764		1,152,764
		OSURF	3,171,946	124,679	3,296,625
	OARDC Plant Pathology (56780)	OARDC	2,535,325		2,535,325
		OSURF	1,674,360	199,725	1,874,086
	OARDC Research Operations (56980)	OARDC	1,371,211		1,371,211
	OARDC RO Farm Operations (56981)	OARDC	150,166		150,166
	OARDC RO Feed Mill (56983)	OARDC	10,444		10,444
	OARDC RO Grounds Maintenance (56982)	OARDC	45,144		45,144
	OARDC Secrest Arboretum (56050)	OARDC	231,388		231,388
	OARDC Serv Testing & Rsch Lab (56501)	OARDC	159,829		159,829
	OARDC Southern A R S (56947)	OARDC	160,715		160,715
	OARDC Western A R S (56949)	OARDC	404,534		404,534
	OARDC-Agric, Envir & Dev Econ (56140)	OARDC	1,794,407		1,794,407
		OSURF	79,196	13,233	92,429
	OARDC-ULEP (56505)	OARDC	47,673		47,673
		OSURF	2,896	0	2,896
	Olentangy Rv Wetlands Res Pk (11734)	Other Res	887		887
		OSURF	16,074	804	16,877
	OSU Ext Center at Piketon (55060)	Other Res	4,887		4,887
		OSURF	37		37
	OSUE Agr & Natural Resources (55080)	OSURF	18,247	0	18,247
	OSUE County Operations (55020)	OSURF	4,000	525	4,525
	OSUE Directors Office (55011)	OSURF	3,385	880	4,265

COLLEGE/OFFICE	Department	Unit*	Direct	F&A	Total
	OSUE HCS Faculty Allocations (55271)	Other Res	113		113
	OSUE-Agric Bus Enhancement (55980)	OSURF	6,476	1,252	7,728
	OSUE-Alber Enterprise Ctr (55990)	Other Res	238		238
	OSUE-Animal Sciences (55320)	Other Res	3,799		3,799
	OSUE-Comm & Technology (55100)	Other Res	1,253		1,253
	OSUE-Community Development (55120)	OSURF	83,774	19,577	103,351
	OSUE-Enterprise Cntr Econ Dev (55970)	OSURF	217,704	27,858	245,561
		Other Res	109		109
	OSUE-Entomology (55300)	OSURF	166,851	19,514	186,366
		Other Res	310		310
	OSUE-Faculty Allocations (55731)	Other Res	2,870		2,870
	OSUE-Food Science & Technology (55560)	OSURF	19,799	3,279	23,078
		Other Res	400		400
	OSUE-Food, Agr & Bio Engr (55230)	OSURF	67,660	5,564	73,224
		Other Res	1,532		1,532
	OSUE-H.E. Fam Rel & Human Dev (55910)	OSURF	32,866	0	32,866
	OSUE-HHHH (55110)	OSURF	100,278	0	100,278
		Other Res	166		166
	OSUE-Hort & Crop Science (55270)	Other Res	184		184
	OSUE-Human Ecology Ext Admin (55900)	OSURF	1,728,611	438,853	2,167,464
	OSUE-Natural Resources (55730)	OSURF	(2,321)	(232)	(2,553)
		Other Res	842		842
	OSUE-Piketon Rsch/Ext Ctr (55960)	OSURF	21,443	2,144	23,587
	OSUE-Plant Pathology (55780)	Other Res	199		199
	OSUE-Veterinary Medicine (55250)	OSURF	892	26	918
	Perry County (57015)	OSURF	3,530	0	3,530
	Plant Pathology (11780)	OSURF	645,595	145,952	791,546
		Other Res	41,865		41,865
	PREC Aquaculture Facility (56921)	OARDC	2,883		2,883
	PREC Berry Research & Admin (56929)	OARDC	207,348		207,348
	PREC Horticulture (56926)	OARDC	241		241
	PREC Soil & Water Resources (56927)	OARDC	491		491

COLLEGE/OFFICE	Department	Unit*	Direct	F&A	Total
	School of Natural Resources (11730)	OSURF	2,299,431	409,569	2,709,000
		Other Res	279,562		279,562
	Seneca County (57053)	Other Res	49		49
	South East Region Ext Office (55030)	Other Res	134		134
	Stone Laboratory (11736)	Other Res	494,522		494,522
	Trumbull County (57035)	OSURF	78,671	13,291	91,962
	Washington County (57017)	OSURF	7,912	0	7,912
	Wyandot County (57057)	OSURF	24,747	0	24,747
College of Food, Agricultural and Environmental Sciences and Agricultural Administration Total			61,981,575	3,410,925	65,392,499
College of Human Ecology	Dept of Consumer Sciences (15050)	OSURF	171,420	10,125	181,545
		Other Res	5,364		5,364
	Hospitality Management (15043)	OSURF	1,752	867	2,619
	Human Devel and Family Science (15010)	OSURF	726,679	204,549	931,228
		Other Res	93,597		93,597
	Human Ecology Administration (15000)	OSURF	485,587	180,255	665,842
		Other Res	3,511		3,511
	Human Nutrition (15040)	OSURF	947,110	216,232	1,163,342
	Other Res	92,829		92,829	
College of Human Ecology Total			2,527,850	612,029	3,139,879
College of Humanities	African-Amer & African Studies (05020)	OSURF	21,691	9,827	31,517
	East Asian Languages & Literat (05270)	OSURF	150,107	23,867	173,973
	English (05370)	OSURF	72,865	617	73,482
	Foreign Language Center (05430)	OSURF	329,810	21,708	351,518
		Other Res	33,908		33,908
	History (05570)	OSURF	25,370	6,583	31,953
		Other Res	1,000		1,000
	Humanities Institute (05640)	OSURF	82,879	4,595	87,474
	Isthmia Excavation - Greece (05572)	Other Res	160,559		160,559
	Linguistics (05660)	OSURF	279,407	108,245	387,652
		Other Res	98,312		98,312
	Near Eastern Languages & Cult (05540)	OSURF	117,084	11,717	128,800
	Philosophy (05750)	OSURF	44,625	129	44,754
Res Ctr for Med Slavic Stud (05051)	Other Res	59,645		59,645	
College of Humanities Total			1,477,261	187,287	1,664,548

COLLEGE/OFFICE	Department	Unit*	Direct	F&A	Total
College of Law	Law (23000)	OSURF	1,139,057	37,040	1,176,097
College of Law Total			1,139,057	37,040	1,176,097
College of Math and Physical Sciences	Astr-Boyd (06171)	OSURF	66,001	7,304	73,304
	Astr-Frogel (06177)	Other Res	192,729		192,729
	Astronomy (06140)	OSURF	1,188,314	432,822	1,621,136
		Other Res	178,874		178,874
	Chem - Wang (06542)	OSURF	16,673	8,221	24,894
	Chem-Allen (06513)	OSURF	525,751	67,771	593,522
		Other Res	46,545		46,545
	Chem-Bursten (06454)	OSURF	174,990	75,389	250,379
		Other Res	22,515		22,515
	Chem-Caffrey (06457)	OSURF	38,215	25,828	64,043
		Other Res	17,234		17,234
	Chem-Chan (06391)	OSURF	60,083	22,170	82,253
		Other Res	5		5
	Chem-Chisholm (06394)	OSURF	209,633	98,873	308,506
		Other Res	97,129		97,129
	Chem-Coe (06427)	OSURF	103,434	25,659	129,092
		Other Res	5,830		5,830
	Chem-Coleman (06431)	OSURF	440,165	208,349	648,514
		Other Res	134,818		134,818
	Chem-Cowan (06461)	OSURF	220,103	104,549	324,652
		Other Res	74,347		74,347
	Chem-Dalbey (06434)	OSURF	259,604	114,803	374,407
		Other Res	73,356		73,356
	Chem-Dutta (06464)	OSURF	299,319	100,616	399,934
		Other Res	122,001		122,001
	Chem-Epstein (06467)	OSURF	52,098	17,784	69,881
Chem-Fraenkel (06471)	OSURF	78,128	37,111	115,239	
	Other Res	3,336		3,336	
Chem-Freitas (06481)	OSURF	247,626	67,865	315,491	
	Other Res	50,201		50,201	
Chem-Grad Student GAANN (06383)	OSURF	116,067	0	116,067	
Chem-Grandinetti (06397)	OSURF	108,915	33,951	142,866	
	Other Res	23,162		23,162	

COLLEGE/OFFICE	Department	Unit*	Direct	F&A	Total
	Chem-Gustafson (06437)	OSURF	342,125	0	342,125
	Chem-Hadad (06401)	OSURF	18,596	3,159	21,755
	Chem-Hart (06477)	OSURF	103,204	20,562	123,766
	Chem-Hatcher (06551)	OSURF	218,102	100,581	318,683
		Other Res	6,405		6,405
	Chemistry (06280)	Other Res	7,526		7,526
		OSURF	181,194	86,067	267,261
	Chem-Kohler (06404)	Other Res	28,566		28,566
		OSURF	47,751	16,976	64,727
	Chem-Lempert (06474)	Other Res	23,318		23,318
		OSURF	17,057	7,478	24,535
	Chem-Lowary (06407)	Other Res	12,814		12,814
		OSURF	83,806	35,326	119,132
	Chem-Mccoy (06414)	Other Res	32,971		32,971
		OSURF	330,868	126,569	457,438
	Chem-McCreery (06527)	Other Res	47,552		47,552
		OSURF	309,700	119,634	429,334
	Chem-Miller (06484)	Other Res	104,386		104,386
		OSURF	2,380	1,131	3,511
	Chem-Moore (06486)	OSURF	84,640	26,042	110,682
		Other Res	2,402		2,402
	Chem-Olesik (06487)	OSURF	2,441	(1,831)	610
		Other Res	14		14
	Chem-Paquette (06491)	OSURF	179,043	68,427	247,470
		Other Res	20,571		20,571
	Chem-Parquette (06417)	OSURF	699,606	201,651	901,257
		Other Res	96,818		96,818
	Chem-Pei (06421)	OSURF	165,015	66,864	231,879
		Other Res	32,303		32,303
	Chem-Pitzer (06497)	OSURF	197,709	73,273	270,982
		Other Res	46,380		46,380
	Chem-Platz (06501)	OSURF	130,654	42,767	173,421
		Other Res	30,701		30,701
	Chem-Rajanbabu (06504)	OSURF	70,563	34,833	105,395
		OSURF	105,090	50,128	155,218
	Chem-Shechter (06537)	OSURF	105,090	50,128	155,218
		Other Res	37,419		37,419
	Chem-Shore (06507)	OSURF	61,652	29,285	90,937
	Chem-Singer (06444)	OSURF	61,652	29,285	90,937

COLLEGE/OFFICE	Department	Unit*	Direct	F&A	Total
		Other Res	23,095		23,095
	Chem-Sundaralingam (06552)	OSURF	(10,655)	(4,901)	(15,556)
	Chem-Tsai (06511)	OSURF	240,505	114,755	355,260
		Other Res	114,124		114,124
	Chem-Turro (06424)	OSURF	129,901	61,680	191,580
		Other Res	61,001		61,001
	Chem-Woodward (06544)	OSURF	136,558	46,032	182,590
		Other Res	22,864		22,864
	EMSI (06375)	OSURF	729,225	269,342	998,566
		Other Res	274,458		274,458
	Freeman Research (06003)	OSURF	81,590	29,781	111,371
		Other Res	7,942		7,942
	Geol-Ibaraki Startup (06567)	OSURF	36,131	13,860	49,990
	Geological Sciences (06560)	OSURF	1,286,890	332,981	1,619,871
		Other Res	73,281		73,281
	MARC (06594)	Other Res	2,402		2,402
	Math & Physical Sci Admin (06000)	OSURF	113,229	32,972	146,200
		Other Res	15,844		15,844
	Mathematics (06710)	OSURF	2,664,056	762,139	3,426,195
		Other Res	200,175		200,175
	MBI - Math/Bio Institute (06725)	OSURF	248,773	106,200	354,973
		Other Res	38,884		38,884
	Phys AMO-Herbst Support (06901)	Other Res	15,620		15,620
	Phys CMX-Andereck Support (06906)	Other Res	5		5
	Phys CMX-Epstein Support (06907)	OSURF	149,683	71,099	220,782
	Phys PED-Van Heuvelen Support (06928)	OSURF	2,178	96	2,274
	Physics (06840)	OSURF	6,948,906	2,188,960	9,137,867
		Other Res	1,084,736		1,084,736
	Statistics (06940)	OSURF	1,467,966	526,326	1,994,292
		Other Res	191,718		191,718
College of Math and Physical Sciences Total			25,479,620	7,109,306	32,588,926
College of Medicine, School of Public Health, and Office of Health Sciences	Anesthesiology (25110)	OSURF	171,579	40,988	212,567
	Behavioral Med Res Institute (46450)	OSURF	682,562	315,476	998,038
		Other Res	24,621		24,621
	Biomedical Informatics (25100)	OSURF	2,427,258	498,277	2,925,534

COLLEGE/OFFICE	Department	Unit*	Direct	F&A	Total
		Other Res	145,663		145,663
	Biostatistics Program (40030)	Other Res	117,439		117,439
	Cancer Hosp & Research Inst (46040)	Other Res	734,667		734,667
	Cardiology (25251)	OSURF	12,194	(44)	12,150
	CHRI Administration (96803)	OSURF	10,000	2,500	12,500
		OSURF	2,240	241	2,481
	CMIS (25961)	Other Res	22,377		22,377
		OSURF	23,629,088	7,030,689	30,659,777
	Comprehensive Cancer Center (46050)	Other Res	11,229,901		11,229,901
	CVO & Ophthalmic Engineering (25401)	Other Res	5		5
	Dermatology (25252)	OSURF	517	257	775
	Diagnostic (25901)	Other Res	7,928		7,928
	Digestive Diseases (25253)	OSURF	2,000	0	2,000
	Division of Anatomy (25101)	OSURF	135,941	52,270	188,211
		OSURF	356,116	44,863	400,979
	Emergency Medicine (25120)	Other Res	926		926
		OSURF	1,983,013	742,833	2,725,846
	Endo, Diabetes & Metabolism (25254)	Other Res	15,168		15,168
		OSURF	1,016,697	68,083	1,084,780
	Family Medicine (25130)	Other Res	1,825		1,825
	General Internal Medicine (25255)	OSURF	4,628	1,166	5,794
	General Surgery (25951)	OSURF	197,471	68,580	266,050
	Health Sciences Administration (46000)	OSURF	134,905	0	134,905
	Health Sciences Library (46100)	OSURF	22,443	4,489	26,932
		OSURF	12,156,172	3,707,766	15,863,937
	Heart and Lung Institute (25080)	Other Res	177,445		177,445
		OSURF	599,751	108,230	707,981
	Hematology & Oncology (25256)	Other Res	177,288		177,288
	Human Cancer Genetics (46051)	Other Res	5,419		5,419
		OSURF	855	68	924
	Human Cancer Genetics (25160)	Other Res	1,263,717		1,263,717
		OSURF	50,612	19,254	69,866
	Human Genetics (25262)	Other Res	6,687		6,687
		OSURF	34,676	15,747	50,423
	Immunology (25257)	Other Res	287,279		287,279
	Infectious Diseases (25258)	OSURF	2,438,613	1,001,234	3,439,847

COLLEGE/OFFICE	Department	Unit*	Direct	F&A	Total
	Internal Medicine (25250)	OSURF	258,041	110,090	368,130
	MCDB Grad Prog (03983)	Other Res	95		95
	Med - Faculty Affairs (25002)	Other Res	191,625		191,625
	Medicine Administration (25000)	OSURF	3,280,550	370,919	3,651,469
		Other Res	1,522		1,522
	Molec & Cellular Biochemistry (25700)	OSURF	2,980,206	1,156,323	4,136,529
		Other Res	342,538		342,538
	Molecular Vir, Imm & Med Gen (25150)	OSURF	2,630,267	956,333	3,586,600
		Other Res	59,381		59,381
	Nephrology (25259)	OSURF	647,862	174,295	822,157
		Other Res	32,607		32,607
	Neurobiotechnology Center (46350)	OBOR	176,500		176,500
		OSURF	2,118,379	915,250	3,033,630
		Other Res	747,619		747,619
	Neurological Surgery (25290)	OSURF	12,686	3,171	15,857
	Neurology (25280)	OSURF	1,508,438	331,821	1,840,260
		Other Res	261,966		261,966
	Neuroscience (25320)	OSURF	2,636,736	1,084,745	3,721,481
		Other Res	147,297		147,297
	NeuroSurgery (93040)	OSURF	3,169	1,569	4,738
	Nisonger Center (46400)	OSURF	1,951,458	295,398	2,246,856
		Other Res	34,524		34,524
	Obstetrics & Gynecology (25350)	OSURF	1,530,555	531,404	2,061,959
		Other Res	52,328		52,328
	Oncology Nursing Admin (96700)	OSURF	1,390	0	1,390
	Ophthalmology (25400)	CRI	75,252		75,252
		OSURF	227,207	71,675	298,881
		Other Res	86,604		86,604
	Orthopaedics (25430)	OSURF	32,849	12,322	45,171
	Otolaryngology (25450)	CRI	214,210		214,210
		OSURF	214,838	99,168	314,006
	Pathology (25500)	CRI	2,053,608		2,053,608
		OSURF	6,664,747	2,252,751	8,917,498
		Other Res	177,566		177,566
	Pediatrics (25550)	CRI	13,346,171		13,346,171
		OSURF	226,149	0	226,149
	Pharmacology (25600)	OSURF	2,417,192	507,252	2,924,444
		Other Res	87,695		87,695
	Pharmacy (99398)	OSURF	30,000	7,500	37,500

COLLEGE/OFFICE	Department	Unit*	Direct	F&A	Total
	Physical Medicine & Rehab (25650)	OSURF	528,983	69,195	598,178
		Other Res	10		10
	Physiology and Cell Biology (25750)	OSURF	2,977,358	1,209,481	4,186,840
		Other Res	268,964		268,964
	Psychiatry (25850)	OSURF	468,372	207,615	675,987
		Other Res	163,217		163,217
	Pulmonary/Critical Care (25261)	OSURF	3,686	289	3,975
		Other Res	44,828		44,828
	Radiation Oncology (25902)	Other Res	2,335		2,335
	Radiobiology (25903)	OSURF	36,533	14,229	50,762
		Other Res	5		5
	Radiology (25900)	OSURF	9,452,663	403,053	9,855,717
		Other Res	39,675		39,675
	SAMP - Circulation Technology (25041)	OSURF	1,930	0	1,930
	SAMP - Physical Therapy (25046)	OSURF	329,889	125,226	455,115
		Other Res	5,525		5,525
	School Allied Med Prof (25040)	OSURF	705,897	90,655	796,551
		Other Res	24,589		24,589
	School of Biomedical Science (25060)	Other Res	383,027		383,027
	SPH - Environmental Health Sci (25051)	OSURF	201,661	13,203	214,863
	SPH - Epi and Biometrics (25052)	OSURF	723,313	208,649	931,962
		Other Res	38,191		38,191
	SPH - Hlt Beh & Hlt Promotion (25053)	OSURF	338,728	81,122	419,850
	SPH - Hlt Srvs Mgmt & Policy (25054)	OSURF	17,233	0	17,233
	SPH - HOPES (25055)	OSURF	38,043	17,532	55,575
	SPH - School of Public Health (25050)	OSURF	1,168,330	190,941	1,359,271
		Other Res	44,590		44,590
	Surgery (25950)	CRI	495,463		495,463
		OSURF	3,874	966	4,841
		Other Res	52		52
	Surgical Oncology (25954)	OSURF	588,418	144,655	733,073
		Other Res	3,588		3,588
	Thoracic Surgery (25955)	OSURF	202,978	30,835	233,813
		Other Res	120,892		120,892

COLLEGE/OFFICE	Department	Unit*	Direct	F&A	Total
	Transplant Surgery (25956)	OSURF	1,099,085	354,285	1,453,370
	University Hospitals (60000)	Other Res	156,867		156,867
	Urology (25957)	OSURF	23,322	11,078	34,400
College of Medicine, School of Public Health, and Office of Health Sciences Total			128,451,629	25,777,961	154,229,590
College of Nursing	Nursing Administration (17000)	OSURF	1,773,362	551,149	2,324,511
		Other Res	63,038		63,038
	Nursing Alumni Support (17008)	Other Res	19		19
	Nursing Development (17007)	Other Res	109,142		109,142
College of Nursing Total			1,945,561	551,149	2,496,710
College of Optometry	Optometry (27000)	OSURF	5,026,448	1,095,196	6,121,644
		Other Res	281,821		281,821
College of Optometry Total			5,308,269	1,095,196	6,403,465
College of Pharmacy	Medicinal Chemistry (18211)	OSURF	1,170,863	304,061	1,474,924
		Other Res	351,903		351,903
	Pharm CBO/Coll (18000)	OSURF	2,328,392	940,334	3,268,726
		Other Res	580		580
	Pharm Graduate/Research (18051)	OSURF	341,086	133,242	474,327
		Other Res	12,833		12,833
	Pharm Pract and Administration (18241)	OSURF	305,401	47,513	352,914
		Other Res	14,061		14,061
	Pharmaceutics (18221)	OSURF	491,075	218,963	710,038
		Other Res	508,971		508,971
	Pharmacology (18231)	OSURF	112,163	51,490	163,653
		Other Res	31,720		31,720
College of Pharmacy Total			5,669,048	1,695,603	7,364,652
College of Social and Behavioral Sciences	Anthropology (07110)	OSURF	165,725	36,263	201,988
		Other Res	3,961		3,961
	Criminal Justice Research Ctr (07780)	OSURF	103,501	15,289	118,790
		Other Res	19,805		19,805
	Ctr for Urban & Reg Analysis (07350)	OSURF	92,674	3,770	96,443
		Other Res	19,040		19,040
	Ctr/Human Resource Rsch (07030)	OSURF	14,724,473	2,065,053	16,789,526
		Other Res	2,144,574		2,144,574

COLLEGE/OFFICE	Department	Unit*	Direct	F&A	Total
	Economics (07220)	OSURF	524,341	211,786	736,126
		Other Res	90,516		90,516
	Geography (07330)	OSURF	769,110	270,144	1,039,254
		Other Res	90,330		90,330
	Political Science (07550)	OSURF	147,580	24,787	172,367
		Other Res	11,883		11,883
	Population Research Center (07080)	OSURF	143,779	64,654	208,433
		Other Res	29,260		29,260
	Psychology (07660)	OSURF	3,301,455	1,114,352	4,415,806
		Other Res	296,387		296,387
	School of Communication (07440)	OSURF	194,419	71,171	265,591
		Other Res	29,201		29,201
	School of Public Policy & Mgmt (07700)	OSURF	15,330	320	15,650
	Sociology (07770)	OSURF	717,501	266,357	983,858
Other Res		58,111		58,111	
Speech & Hearing (07990)	OSURF	155,928	61,167	217,095	
	Other Res	23,766		23,766	
The Mershon Center (07070)	OSURF	40,877	9,124	50,001	
College of Social and Behavioral Sciences Total			23,913,527	4,214,236	28,127,763
College of Social Work	Social Work (19000)	OSURF	616,594	51,154	667,747
		Other Res	27,503		27,503
College of Social Work Total			644,097	51,154	695,250
College of the Arts	Adv Computing Ctr/Art & Design (02100)	OSURF	87,181	5,785	92,966
	Ind, Intr & Visual Comm Design (02300)	OSURF	72,738	31,877	104,615
	School of Music (02620)	OSURF	2,399	0	2,399
	Special Collections (02006)	OSURF	480	221	701
College of the Arts Total			162,798	37,882	200,681
College of Veterinary Medicine	Vet Med Administration (29000)	OSURF	69,950	0	69,950
		Other Res	9,000		9,000
	Veterinary Biosciences (29400)	OSURF	5,168,469	1,717,672	6,886,141
		Other Res	604,178		604,178
	Veterinary Clinical Sciences (29250)	OSURF	1,374,742	326,319	1,701,061
		Other Res	98,654		98,654
	Veterinary Preventive Medicine (29760)	OSURF	820,094	198,640	1,018,734
		Other	46,561		46,561

COLLEGE/OFFICE	Department	Unit*	Direct	F&A	Total
		Res			
College of Veterinary Medicine Total			8,191,648	2,242,630	10,434,278
Fisher College of Business	FCOB Ctr for Entrepreneurship (10393)	Other Res	3,004		3,004
	FCOB Dean/Administration (10000)	OSURF	91,215	7,297	98,512
		Other Res	3,161		3,161
	FCOB Dev Communications (10063)	Other Res	5,687		5,687
	FCOB Dev External Affairs (10061)	Other Res	60,607		60,607
	FCOB Executive Education (10560)	Other Res	5,780		5,780
		OSURF	10,701	4,522	15,223
	FCOB Finance (10350)	Other Res	5,593		5,593
		Other Res	226,899		226,899
	FCOB Management Sciences (10430)	OSURF	8,625	3,474	12,099
	FCOB Marketing & Logistics (10500)	OSURF	157,713	0	157,713
		Other Res	10,547		10,547
FCOB MBA Program (10072)	Other Res	2,169		2,169	
FCOB Mgmt & Human Resources (10390)	OSURF	398,297	55,115	453,412	
	Other Res	11,659		11,659	
Fisher College of Business Total			1,001,657	70,407	1,072,064
Graduate School	Graduate School Administration (30000)	OSURF	919,306	57,363	976,669
		Other Res	198		198
Graduate School Total			919,505	57,363	976,867
Interdisciplinary Programs Reporting to the Offices of Academic Affairs and Research	Academic Affairs Admin (42000)	OSURF	16,475	1,318	17,793
	African Center (42357)	OSURF	1,521	0	1,521
	Arts & Sciences Admin (43050)	Other Res	99		99
		Other Res	466,507		466,507
	ASC Development (43500)	Other Res	466,507		466,507
	Biostatistics Program (40030)	OSURF	124,530	28,381	152,911
	Biotechnology (40570)	Other Res	225		225
		OSURF	2,440,971	635,565	3,076,536
	Byrd Polar Research Center (40500)	Other Res	1,291,915		1,291,915
		Other Res	101,805		101,805
Campus Microscopy & Imaging (40050)	Other Res	101,805		101,805	
Center for Cognitive Science (40600)	OSURF	381,918	162,222	544,140	
	Other Res	447,748		447,748	

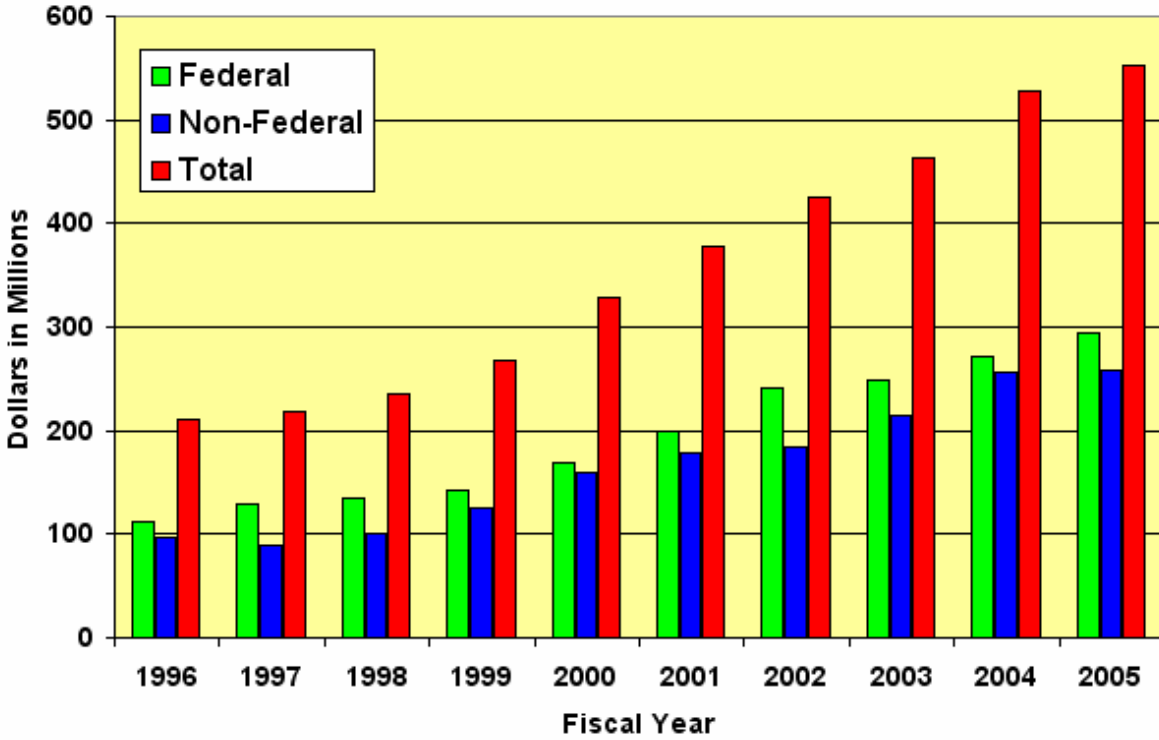
COLLEGE/OFFICE	Department	Unit*	Direct	F&A	Total
	Center for Mapping (40070)	OSURF	384,294	75,980	460,274
		Other Res	436,629		436,629
	Center for Materials Research (40060)	OSURF	179,208	69,855	249,063
		Other Res	303,124		303,124
	Center/Lake Erie Area Research (40540)	OSURF	885,903	223,820	1,109,724
		Other Res	581,329		581,329
	Chemical Instrumentation Ctr (40040)	OSURF	34,678	16,472	51,151
		Other Res	909,289		909,289
	Chief Info Officer Admin (42710)	OSURF	30,527	1,747	32,274
	Chief Info Officer TELR (42711)	OSURF	42,867	(3,698)	39,169
	Ctr for Molecular Envr Health (40100)	Other Res	14,333		14,333
	High Performance Computing (40281)	OSURF	14,199	3,554	17,753
		Other Res	2,396,754		2,396,754
	Inst Study of Race & Ethnicity (42011)	OSURF	91,632	9,305	100,936
	International Studies Admin (42350)	OSURF	597,937	24,578	622,515
	Laboratory Animal Resources (40120)	OSURF	861,992	0	861,992
		Other Res	3,858,195		3,858,195
	Latin American Studies Center (42352)	OSURF	279,472	11,869	291,341
	Middle East Center (42353)	OSURF	449,252	18,523	467,775
	New Initiatives (40282)	OSURF	2,233,147	546,048	2,779,195
		Other Res	3,747,304		3,747,304
	OARnet (40290)	OSURF	2,890	279	3,169
		Other Res	11,104,322		11,104,322
	Ohio Learning Network (40220)	OSURF	1,855,658	0	1,855,658
		Other Res	1,738,746		1,738,746
	Ohio Supercomputer Center (40280)	OSURF	271,161	70,857	342,018
		Other Res	2,602,209		2,602,209
	Prg for Inter Sec & Home Defen (40002)	Other Res	341,609		341,609
	Research and Development (40283)	OSURF	35,334	8,760	44,094
		Other Res	1,174,184		1,174,184
	Research Centers, Other (40020)	Other Res	759		759
	Responsible Research Practices (40260)	OSURF	55,782	0	55,782
		Other Res	697		697
	Special Purpose Research (40010)	Other Res	80,000		80,000
	ULAR - Medicine/Surgery (40122)	Other	235		235

COLLEGE/OFFICE	Department	Unit*	Direct	F&A	Total
		Res			
	ULAR - Operations (40123)	Other Res	90		90
	Vice Provost Admin (42074)	OSURF	274,639	22,048	296,687
	WCA-Administration (42880)	OSURF	89,813	0	89,813
Interdisciplinary Programs Reporting to the Offices of Academic Affairs and Research Total			43,233,907	1,927,485	45,161,392
Office of Human Resources	OHR Org'l & Human Res Dev (47500)	OSURF	27,913	2,233	30,146
Office of Human Resources Total			27,913	2,233	30,146
Office of Student Affairs	Multicultural Center (45140)	OSURF	26,365	2,636	29,001
	Recreational Sports (45600)	OSURF	10,009	801	10,810
		Other Res	46		46
	Student Health Service (45400)	OSURF	7,383	428	7,811
		Other Res	1		1
Wellness Center (45417)	OSURF	23,737	0	23,737	
Office of Student Affairs Total			67,541	3,865	71,406
Office of University Development	Dev Communications (49491)	Other Res	91		91
Office of University Development Total			91		91
Regional Campuses	Lima Campus (09280)	OSURF	31,765	15,088	46,853
	Mansfield Campus (09420)	OSURF	111,201	22,053	133,254
	Marion Campus (09560)	OSURF	31,006	2,480	33,486
	Newark Campus (09710)	OSURF	31,006	2,480	33,486
Regional Campuses Total			204,977	42,102	247,079
University Libraries	University Libraries (32000)	OSURF	37,104	2,089	39,194
University Libraries Total			37,104	2,089	39,194
Total			439,968,105	71,518,349	511,486,454

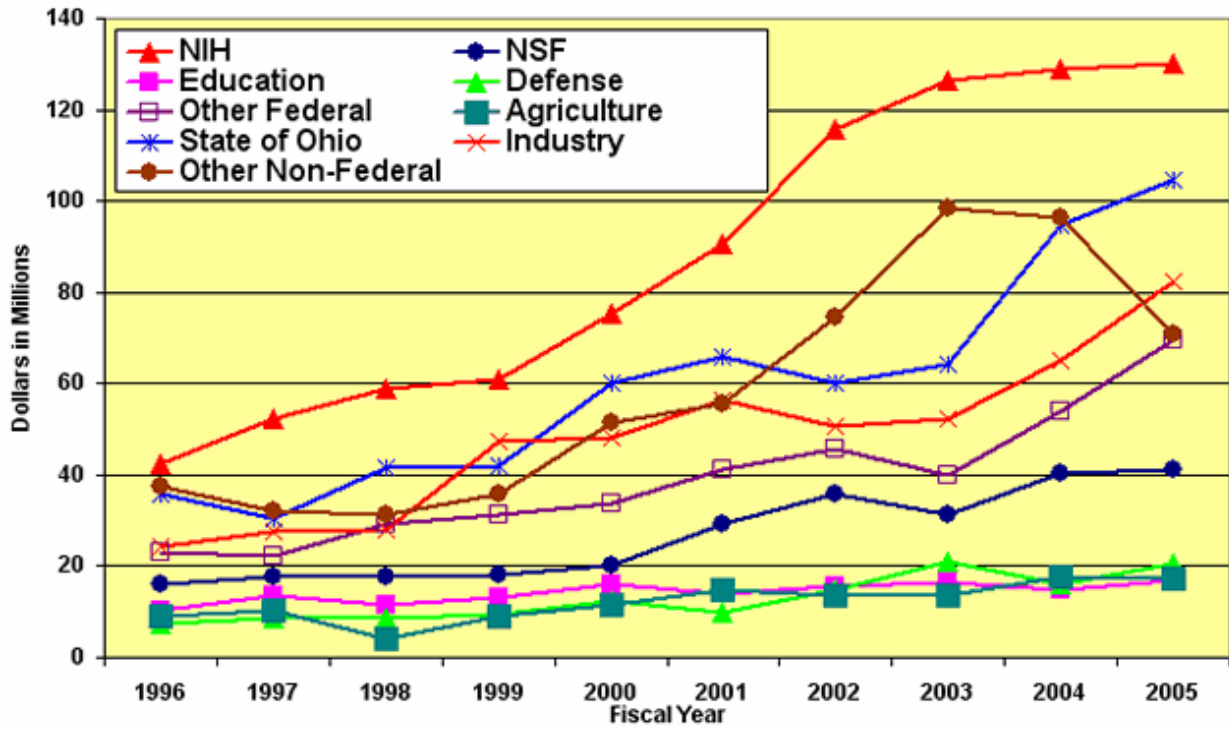
*Unit Key

CRI - Children's Research Institute**OARDC** - Ohio Agricultural Research and Development Center**OBOR** - Ohio Board of Regents**OSURF** - Research Foundation**Other Res** - Other seperately budgeted research administered by university**TRC** - Transportation Research Center

Extramural Award Trends (96-05)



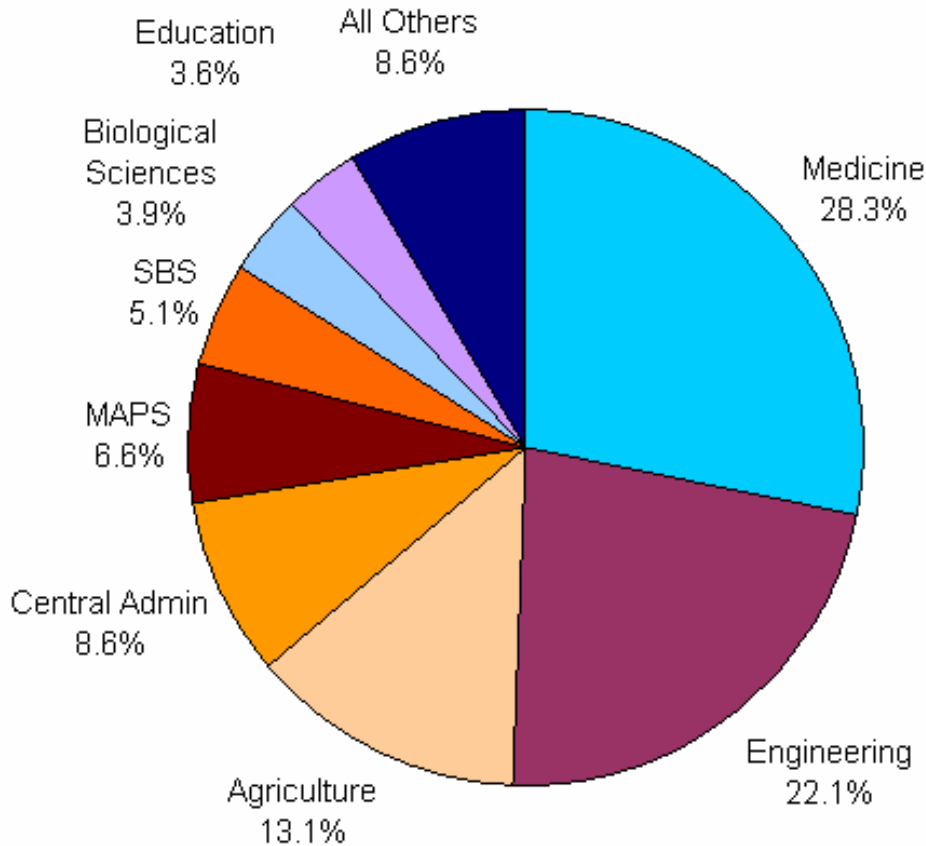
Extramural Awards by Source (96-05)



Awards by Administrative Unit

	Amount (\$)	No.
Research Foundation (RF)	\$379,097,263	2,362
Ohio Agricultural Research and Development Center (OARDC)	\$35,969,366	264
Children's Research Institution (CRI)	\$26,726,326	177
OTHER (Other Res, TRC, OBOR)	\$110,998,982	609
TOTAL	\$552,791,938	3,412

Awards by College

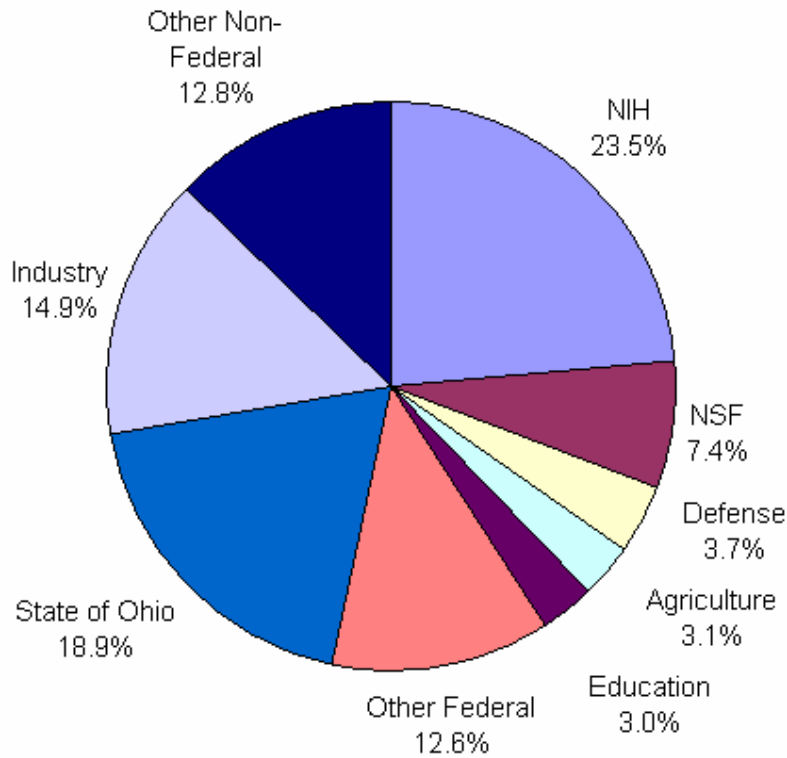


COLLEGE/OFFICE	
College of Medicine, School of Public Health, and Office of Health Sciences (Medicine)	\$156,629,617
College of Engineering	122,268,071
College of Food, Agricultural and Environmental Sciences and Agricultural Administration (Agriculture)	72,402,102
Interdisciplinary Programs Reporting to the Offices of Academic Affairs and Research (Central Admin)	47,727,931
College of Math and Physical Sciences (MAPS)	36,723,856
College of Social and Behavioral Sciences (SBS)	28,063,625
College of Biological Sciences	21,815,624
College of Education	19,888,748
All Others (See Table 3 for Details)	47,272,363
TOTAL AWARDS	\$552,791,938

Awards by Major Unit ('05 vs '04)

Unit	College	07/01/2003- 06/30/2004	07/01/2004- 06/30/2005	Increase (Decrease)	Percent Change
HEALTH SCIENCES	Dentistry	\$5,767,508	\$6,369,453	\$601,945	10.4 %
	Medicine	\$161,929,494	\$152,539,654	(\$9,389,839)	(5.8)%
	Nursing	\$1,032,932	\$1,936,686	\$903,754	87.5 %
	Optometry	\$9,185,233	\$5,896,782	(\$3,288,451)	(35.8)%
	Pharmacy	\$6,662,237	\$9,994,796	\$3,332,559	50.0 %
	Public Health	\$3,792,935	\$4,089,963	\$297,027	7.8%
	Veterinary Medicine	\$11,023,630	\$12,148,791	\$1,125,161	10.2 %
	HEALTH SCIENCES Total	\$199,393,969	\$192,976,125	(\$6,417,844)	(3.2)%
PROFESSIONAL COLLEGES	Agriculture	\$62,155,349	\$72,402,102	\$10,246,754	16.5%
	Business	\$639,474	\$1,682,446	\$1,042,971	163.1 %
	Education	\$19,792,166	\$19,888,748	\$96,582	0.5 %
	Engineering	\$124,728,703	\$122,268,071	(\$2,460,632)	(2.0)%
	Human Ecology	\$1,767,890	\$3,526,839	\$1,758,948	99.5 %
	Law	\$1,157,787	\$565,359	(\$592,428)	(51.2)%
	Social Work	\$68,139	\$1,028,451	\$960,312	1409.3 %
	PROFESSIONAL COLLEGES Total	\$210,309,509	\$221,362,015	\$11,052,506	5.3 %
ARTS AND SCIENCES	Arts	\$194,100	\$233,543	\$39,443	20.3%
	Biological Sciences	\$20,336,895	\$21,815,624	\$1,478,729	7.3 %
	Humanities	\$789,123	\$2,210,992	\$1,421,870	180.2 %
	Mathematical and Physical Sciences	\$34,003,929	\$36,723,856	\$2,719,927	8.0 %
	Social and Behavioral Sciences	\$33,091,649	\$28,047,655	(\$5,043,994)	(15.2)%
	ARTS AND SCIENCES Total	\$88,415,696	\$89,031,670	\$615,974	0.8 %
CENTRAL ADMIN	CENTRAL ADMIN Total	\$29,512,546	\$48,751,903	\$19,239,357	65.2%
REGIONAL CAMPUSES	REGIONAL CAMPUSES Total	\$123,918	\$135,484	\$11,566	9.3%
Total		\$528,157,720	\$552,791,938	\$24,634,218	4.7%

Awards by Sources of Funds



FEDERAL	
National Institutes of Health (NIH)	\$130,164,304
National Science Foundation (NSF)	41,006,428
Department of Defense	20,514,162
Department of Agriculture	17,144,274
Department of Education	16,812,890
Other Federal (including NASA, Depts. of Energy and Labor, EPA, NEA, NEH, etc.)	69,517,492
TOTAL FEDERAL	\$295,159,551
NON-FEDERAL	
State of Ohio	\$104,505,757
Industry	82,396,664
Other Non-Federal	70,729,965
TOTAL NON-FEDERAL	\$257,632,387
TOTAL AWARDS	\$552,791,938

Distribution of New Awards Among Colleges and Offices of the University

COLLEGE / OFFICE	Federal		Non-Federal		Total Amount Awarded (\$)	Total No.
	Amount Awarded (\$)	No.	Amount Awarded (\$)	No.		
College of Arts and Sciences			68,134	2	68,134	2
College of Biological Sciences	15,086,608	73	6,729,017	68	21,815,624	141
College of Dentistry	6,012,883	24	356,570	10	6,369,453	34
College of Education	9,887,390	7	10,001,357	84	19,888,748	91
College of Engineering	50,581,457	180	71,686,614	437	122,268,071	618
College of Food, Agricultural and Environmental Sciences and Agricultural Administration	27,343,201	167	45,058,901	471	72,402,102	638
College of Human Ecology	2,486,084	9	1,040,755	27	3,526,839	35
College of Humanities	1,326,175	5	884,818	9	2,210,992	15
College of Law	555,359	1	10,000	1	565,359	2
College of Math and Physical Sciences	27,057,961	134	9,665,895	95	36,723,856	229
College of Medicine, School of Public Health, and Office of Health Sciences	93,868,214	284	62,761,403	798	156,629,617	1,082
College of Nursing	1,633,745	10	302,942	9	1,936,686	19
College of Optometry	5,117,954	14	778,828	13	5,896,782	27
College of Pharmacy	6,966,229	23	3,028,567	31	9,994,796	54
College of Social and Behavioral Sciences	23,949,596	51	4,114,029	34	28,063,625	85
College of Social Work	41,998	0	986,453	6	1,028,451	6
College of the Arts			233,543	2	233,543	2
College of Veterinary Medicine	7,829,863	27	4,318,928	103	12,148,791	130
Fisher College of Business	1,298,740	5	383,706	16	1,682,446	21
Graduate School	1,169,309	2	198	1	1,169,507	3
Interdisciplinary Programs Reporting to the Offices of Academic Affairs and Research	12,736,149	37	34,991,782	126	47,727,931	163
Office of Human Resources			31,289	1	31,289	1
Office of Student Affairs	194,678	1	44,047	7	238,725	8
Office of University Development			91	1	91	1
Regional Campuses	15,960	0	119,524	2	135,484	2
University Libraries			34,996	2	34,996	2
Total Awards	295,159,551	1,055	257,632,386	2,357	552,791,938	3,412

Distribution of New Awards Among Departments of the University

Distribution of New Awards Among Departments of the University

Department	Federal		Non-Federal		Total Amount Awarded (\$)	Total No.
	Amount Awarded (\$)	No.	Amount Awarded (\$)	No.		
Adv Computing Ctr/Art & Design (02100)			231,144	2	231,144	2
School of Music (02620)			2,399	1	2,399	1
Alumni Development (03067)			75	1	75	1
Biochemistry Admin (03100)	2,515,376	14	461,942	5	2,977,318	19
Marzluf Research (03127)			5	1	5	1
Chan Research (03128)			5	1	5	1
Dean Research (03129)			4	1	4	1
Entomology Admin (03300)	1,391,175	9	347,978	5	1,739,153	14
Fisher Allocation (03327)			19	1	19	1
Molecular Genetics Admin (03400)	2,766,721	16	675,281	10	3,442,002	26
Johnson Research (03433)			10	1	10	1
Microbiology Admin (03500)	3,587,060	15	876,424	11	4,463,484	26
Plant Cell & Molecular Biology (03800)	1,800,581	15	1,349,887	5	3,150,468	20
Plant Biotechnology Admin (03850)	1,440,134	10	73,928	3	1,514,062	13
Genomics Facility (03852)	502,547	1	151,830	1	654,377	2
Evol, Ecology & Org Biology (03900)	1,083,015	14	2,791,629	26	3,874,644	40
MCDB Grad Prog (03983)			95	1	95	1
African-Amer & African Studies (05020)			30,612	1	30,612	1
Res Ctr for Med Slavic Stud (05051)			59,645	1	59,645	1
East Asian Languages & Literat (05270)			226,705	1	226,705	1
English (05370)	136,090	1	3,529	1	139,619	2
Foreign Language Center (05430)	690,500	1	33,908	1	724,408	2
Near Eastern Languages & Cult (05540)			160,917	1	160,917	1
History (05570)			1,000	1	1,000	1
Isthmia Excavation - Greece (05572)			160,559	1	160,559	1
Humanities Institute (05640)			3,600	1	3,600	1
Linguistics (05660)	424,824	4	204,342	2	629,166	6
Philosophy (05750)	74,761	1			74,761	1
Math & Physical Sci Admin (06000)	466,699	1	137,399	2	604,098	3
Freeman Research (06003)			296,408	3	296,408	3
Astronomy (06140)	1,263,862	14	2,882,409	4	4,146,271	18
Astr-Boyd (06171)	75,187	2			75,187	2
Astr-Frogel (06177)			192,729	1	192,729	1
Chemistry (06280)	679,916	2	7,526	1	687,442	3
EMSI (06375)	97,715	1	274,458	1	372,173	2
Chem-Grad Student GAANN (06383)	166,044	1			166,044	1
Chem-Chan (06391)			5	1	5	1
Chem-Chisholm (06394)	270,682	1	97,129	1	367,811	2
Chem-Grandinetti (06397)			23,162	2	23,162	2

Department	Federal		Non-Federal		Total Amount Awarded (\$)	Total No.
	Amount Awarded (\$)	No.	Amount Awarded (\$)	No.		
Chem-Hadad (06401)			40,465	2	40,465	2
Chem-Kohler (06404)	244,477	1	28,566	1	273,043	2
Chem-Lowary (06407)			12,814	1	12,814	1
Chem-Mccoy (06414)	125,000	1	32,971	1	157,971	2
Chem-Parquette (06417)	192,700	2	20,571	1	213,271	3
Chem-Pei (06421)	733,810	3	96,818	1	830,628	4
Chem-Turro (06424)	178,844	1	61,001	1	239,845	2
Chem-Coe (06427)	382,000	1	85,830	2	467,830	3
Chem-Coleman (06431)	570,309	2	143,818	2	714,127	4
Chem-Dalbey (06434)	435,140	2	73,356	1	508,496	3
Chem-Gustafson (06437)	5,000	1			5,000	1
Chem-Singer (06444)			23,095	1	23,095	1
Chem-Bursten (06454)	230,000	1	22,515	1	252,515	2
Chem-Caffrey (06457)			17,234	1	17,234	1
Chem-Cowan (06461)	239,688	1	74,347	1	314,035	2
Chem-Dutta (06464)	509,304	6	132,001	3	641,305	9
Chem-Epstein (06467)	123,786	4			123,786	4
Chem-Fraenkel (06471)			3,336	1	3,336	1
Chem-Lempert (06474)	122,730	1	23,318	1	146,048	2
Chem-Freitas (06481)	200,144	1	55,201	2	255,345	3
Chem-Miller (06484)	284,358	2	104,386	1	388,744	3
Chem-Olesik (06487)	540,720	2	2,402	1	543,122	3
Chem-Paquette (06491)			14	1	14	1
Chem-Pitzer (06497)			32,303	1	32,303	1
Chem-Platz (06501)	225,450	1	46,380	1	271,830	2
Chem-Rajanbabu (06504)	130,000	1	110,701	2	240,701	3
Chem-Shore (06507)			223,600	3	223,600	3
Chem-Tsai (06511)	489,602	2	162,208	2	651,809	4
Chem-Allen (06513)	531,365	3	121,545	3	652,910	6
Chem-McCreery (06527)	123,634	1	182,552	3	306,186	4
Chem-Shechter (06537)	50,000	1			50,000	1
Chem - Wang (06542)	26,163	1			26,163	1
Chem-Woodward (06544)	257,961	2	210,264	4	468,225	6
Chem-Hatcher (06551)	315,123	1	6,405	1	321,528	2
Geological Sciences (06560)	1,912,852	21	228,952	7	2,141,804	28
Geol-Ibaraki Startup (06567)			45,000	1	45,000	1
MARC (06594)			2,402	1	2,402	1
Mathematics (06710)	3,881,152	23	566,665	3	4,447,817	26
MBI - Math/Bio Institute (06725)	6,964	1	38,884	1	45,848	2
Physics (06840)	8,407,218	40	1,608,271	13	10,015,489	53
Phys HEP-Hughes Support (06868)			98,019	1	98,019	1
Phys HEP-Winer Support (06873)			98,019	1	98,019	1
Phys AMO-Herbst Support (06901)			15,620	1	15,620	1
Phys AMO-Lafyatis Support (06902)			25,000	1	25,000	1
Phys CMX-Andereck Support (06906)			5	1	5	1
Statistics (06940)	2,562,365	13	877,822	7	3,440,187	20
Ctr/Human Resource Rsch (07030)	15,469,139	4	2,904,574	10	18,373,713	14
The Mershon Center (07070)	15,970	1			15,970	1
Population Research Center (07080)	313,882	6	29,260	1	343,141	7
Anthropology (07110)	74,061	3	31,525	3	105,586	6
Economics (07220)	670,184	5	131,766	2	801,950	7

Department	Federal		Non-Federal		Total Amount Awarded (\$)	Total No.
	Amount Awarded (\$)	No.	Amount Awarded (\$)	No.		
Geography (07330)	978,040	13	126,769	2	1,104,809	15
Ctr for Urban & Reg Analysis (07350)			69,790	3	69,790	3
School of Communication (07440)			44,151	2	44,151	2
Political Science (07550)	5,000	1	11,883	1	16,883	2
Psychology (07660)	5,149,770	23	310,387	4	5,460,157	27
School of Public Policy & Mgmt (07700)			8,250	1	8,250	1
Sociology (07770)	995,390	11	153,553	4	1,148,943	15
Criminal Justice Research Ctr (07780)	45,856	2	216,347	4	262,202	6
Speech & Hearing (07990)	232,305	2	75,774	3	308,079	5
ATI- Administrative Support (08890)	1,504,223	4			1,504,223	4
Lima Campus (09280)	15,960	1			15,960	1
Mansfield Campus (09420)			119,524	2	119,524	2
FCOB Dean/Administration (10000)	370,850	1	3,161	1	374,011	2
FCOB Dev External Affairs (10061)			60,607	2	60,607	2
FCOB Dev Communications (10063)			5,687	1	5,687	1
FCOB MBA Program (10072)			2,169	1	2,169	1
FCOB GPO - MBA (10074)			226,899	2	226,899	2
FCOB Finance (10350)	29,710	1	5,593	1	35,303	2
FCOB Mgmt & Human Resources (10390)	465,204	2	60,259	4	525,463	6
FCOB Ctr for Entrepreneurship (10393)			3,004	1	3,004	1
FCOB Management Sciences (10430)	75,000	1			75,000	1
FCOB Marketing & Logistics (10500)	357,976	2	10,547	2	368,523	4
FCOB Executive Education (10560)			5,780	1	5,780	1
Internatnl Prog in Agriculture (11070)	12,200	1	41,876	1	54,076	2
Agric, Evrnl & Dev Econ (11140)	1,099,775	9	983,600	13	2,083,375	22
Human & Comm Res Dev (11180)	400,600	1	451,868	11	852,468	12
Food, Agr & Biological Eng (11230)	1,141,784	9	707,046	21	1,848,829	30
FAES Safety & Health (11231)			16	1	16	1
Horticulture & Crop Science (11270)	984,826	9	504,373	16	1,489,199	25
HCS Faculty/Staff Allocations (11271)			187	2	187	2
HCS Faculty Startup (11273)			2,186	1	2,186	1
Animal Sciences (11320)			660,115	11	660,115	11
Animal Sci Faculty Startup (11332)			930	1	930	1
Food Science & Technology (11560)	1,464,002	11	918,854	31	2,382,856	42
School of Natural Resources (11730)	1,525,176	17	2,231,548	28	3,756,724	45
Nat Res Faculty Allocations (11731)			1,500	4	1,500	4
Olentangy Rv Wetlands Res Pk (11734)			887	1	887	1
Nat Res Faculty Startup (11735)			337	1	337	1
Stone Laboratory (11736)			494,522	11	494,522	11
Plant Pathology (11780)	546,951	6	892,757	12	1,439,708	18
Education Administration (12000)	45,000	1			45,000	1
Ctr/Ed & Trng for Employment (12030)	1,631,021	2	1,965,477	18	3,596,498	20
Ed Research Office (12061)			224,877	3	224,877	3
Ed Outreach & Engagement (12131)			100,000	1	100,000	1
Schl of Phy Act & Educ Serv (12700)	444,469	2	19,477	2	463,946	4
Special Education (12702)			151,363	4	151,363	4
Sport & Exercise Sciences (12703)			157,932	5	157,932	5
CounslerEd,RehabServ&SchIPsych (12705)	94,999	1	104,591	4	199,590	5

Department	Federal		Non-Federal		Total Amount Awarded (\$)	Total No.
	Amount Awarded (\$)	No.	Amount Awarded (\$)	No.		
Workforce Ed & Liflmg Lrning (12706)			163,343	4	163,343	4
Ctr for Spec Needs Population (12711)			2,555,037	10	2,555,037	10
School of Teaching & Learning (12750)			1,123,458	5	1,123,458	5
Eisenhower Natl Clearinghouse (12751)	4,938,689	1	2,194,360	11	7,133,049	12
Reading Recovery (12752)			110,563	2	110,563	2
Ed Resource Info Clearinghouse (12753)			19,622	1	19,622	1
Math Science & Technology (12756)	2,695,735	1	25,968	2	2,721,702	3
Language Literacy & Culture (12758)			615,998	5	615,998	5
School/Edu Policy&Leadership (12800)	37,477	1			37,477	1
Educational Adm & Higher Ed (12802)			122,513	4	122,513	4
Walter E Dennis Learning Ctr (12807)			25,115	1	25,115	1
Ed Ohio Collaborative (12808)			321,665	5	321,665	5
Aerospace Engr & Aviation (14070)	3,122,024	3	480,198	9	3,602,222	12
School of Architecture (14100)			213,987	3	213,987	3
Aviation (14150)	225,301	1			225,301	1
Biomedical Engineering (14170)	803,788	6	262,213	7	1,066,000	13
Chemical & Biomolecular Eng (14250)	4,567,664	19	3,871,300	31	8,438,964	50
Civil, Envir Engr & Geod Sci (14270)	1,921,796	17	794,217	13	2,716,014	30
Space Geodesy & Remote Sensing (14275)	1,642,088	16	799,499	3	2,441,587	19
Computer Science & Engineering (14350)	4,354,877	26	3,114,313	22	7,469,190	48
Electrical & Computer Engr. (14450)	3,112,568	21	3,403,958	36	6,516,526	57
Electroscience Lab (14453)	3,670,360	18	2,816,541	50	6,486,901	68
Engineering Experiment Station (14520)	8,485,586	1	27,928,409	3	36,413,995	4
Cntr Indusl Sensors & Measure (14522)			13,745	1	13,745	1
Engineering Research Center (14523)			1,214	1	1,214	1
Ctr-Adv Polymer Composite Eng (14524)			409,834	5	409,834	5
Nuclear Reactor Lab (14526)	91,851	2	179,996	4	271,847	6
Cntr for Automotive Research (14527)	818,685	5	1,100,681	25	1,919,366	30
OSU Carbonation & Ash Reactiva (14528)			50,939	3	50,939	3
Ohio MicroMD Lab (14529)			1,395,026	3	1,395,026	3
NSEC-Polymer Biomed (14533)			40,785	2	40,785	2
Industl, Weld & System Engr (14570)	3,723,153	24	4,214,011	44	7,937,165	68
Engineering Research Center (14571)	64,397	2	447,515	15	511,912	17
Materials Science Engineering (14680)	8,069,288	31	7,552,672	67	15,621,960	98
CAMM (14684)			171,122	1	171,122	1
Mechanical Engineering (14700)	5,908,030	37	10,193,859	94	16,101,890	131
Natl Regulatory Research Inst (14820)			2,230,580	12	2,230,580	12
Human Ecology Administration (15000)	288,324	1	88,384	4	376,708	5
Human Devel and Family Science (15010)	1,198,325	5	338,945	4	1,537,270	9
Human Nutrition (15040)	787,680	4	601,854	19	1,389,533	23
Dept of Consumer Sciences (15050)	211,755	2	11,572	2	223,327	4
Nursing Administration (17000)	1,633,745	10	193,781	7	1,827,525	17

Department	Federal		Non-Federal		Total Amount Awarded (\$)	Total No.
	Amount Awarded (\$)	No.	Amount Awarded (\$)	No.		
Nursing Development (17007)			109,142	1	109,142	1
Nursing Alumni Support (17008)			19	1	19	1
Pharm CBO/Coll (18000)	3,915,774	16	1,225,734	12	5,141,508	28
Pharm Graduate/Research (18051)	107,482	2	83,633	3	191,115	5
Medicinal Chemistry (18211)	1,274,985	2	460,903	4	1,735,889	6
Pharmaceutics (18221)	1,541,046	7	675,379	8	2,216,425	15
Pharmacology (18231)			275,645	2	275,645	2
Pharm Pract and Administration (18241)	126,942	1	307,273	5	434,215	6
Social Work (19000)	41,998	1	986,453	6	1,028,451	7
Dentistry Admin (21000)	397,222	3			397,222	3
Geriatrics (21180)			5,200	1	5,200	1
Restorative/Prosthetic (21300)	377,322	2	23,018	2	400,340	4
Oral Biology (21350)	3,967,201	17	311,773	4	4,278,974	21
Oral Pathology (21460)	311,278	1	9,600	1	320,878	2
Pediatric Dentistry (21500)	727,130	3	31	1	727,161	4
Periodontology (21550)	232,730	2	6,948	1	239,678	3
Law (23000)	555,359	1			555,359	1
Law Faculty (23251)			10,000	1	10,000	1
Medicine Administration (25000)	3,026,545	2	1,522	1	3,028,068	3
Med - Faculty Affairs (25002)			191,625	3	191,625	3
School Allied Med Prof (25040)	197,879	2	230,181	5	428,060	7
SAMP - Physical Therapy (25046)	767,383	4	18,593	2	785,976	6
SPH - School of Public Health (25050)	1,278,443	4	267,852	6	1,546,295	10
SPH - Environmental Health Sci (25051)	410,452	3	342,000	2	752,452	5
SPH - Epi and Biometrics (25052)	869,214	4	522,128	5	1,391,342	9
SPH - Hlt Beh & Hlt Promotion (25053)	228,511	1	104,700	2	333,211	3
SPH - Hlt Srvs Mgmt & Policy (25054)	10,875	1	33,222	1	44,097	2
SPH - HOPES (25055)	22,566	1			22,566	1
School of Biomedical Science (25060)			383,027	1	383,027	1
Heart and Lung Institute (25080)	842,554	6	366,619	10	1,209,173	16
Biomedical Informatics (25100)	1,123,098	6	889,503	7	2,012,601	13
Anesthesiology (25110)	235,843	2	64,759	4	300,602	6
Emergency Medicine (25120)			332,371	16	332,371	16
Family Medicine (25130)	1,025,514	3	184,457	6	1,209,970	9
Molecular Vir, Imm & Med Gen (25150)	3,062,771	18	1,363,874	21	4,426,645	39
Human Cancer Genetics (25160)			1,276,717	7	1,276,717	7
Internal Medicine (25250)	279,817	3	300,600	7	580,417	10
Cardiology (25251)	4,000,274	15	1,797,131	54	5,797,404	69
Dermatology (25252)	12,821	1			12,821	1
Endo, Diabetes & Metabolism (25254)	1,278,456	2	715,620	25	1,994,076	27
General Internal Medicine (25255)			2,400	1	2,400	1
Hematology & Oncology (25256)	444,627	5	2,369,361	38	2,813,987	43
Immunology (25257)			312,524	3	312,524	3
Infectious Diseases (25258)	2,730,039	4	578,383	11	3,308,422	15
Nephrology (25259)	1,142,342	2	450,728	23	1,593,070	25
Pulmonary/Critical Care (25261)	1,837,586	12	353,820	13	2,191,406	25
Human Genetics (25262)			675,504	2	675,504	2
Neurology (25280)	662,775	3	2,329,924	75	2,992,699	78
Neurological Surgery (25290)			29,241	1	29,241	1

Department	Federal		Non-Federal		Total Amount Awarded (\$)	Total No.
	Amount Awarded (\$)	No.	Amount Awarded (\$)	No.		
Neuroscience (25320)	2,888,133	11	608,878	9	3,497,011	20
Obstetrics & Gynecology (25350)	708,852	2	1,818,958	15	2,527,810	17
Ophthalmology (25400)	182,847	1	394,515	5	577,362	6
CVO & Ophthalmic Engineering (25401)			54,987	2	54,987	2
Orthopaedics (25430)	45,115	3	24,637	1	69,751	4
Otolaryngology (25450)	867,627	3	40,473	2	908,100	5
Pathology (25500)	4,912,130	18	3,770,174	23	8,682,304	41
Pediatrics (25550)	14,835,295	54	11,639,219	122	26,474,514	176
Pharmacology (25600)	1,053,166	5	2,133,105	19	3,186,271	24
Physical Medicine & Rehab (25650)	808,923	3	462,413	10	1,271,336	13
Molec & Cellular Biochemistry (25700)	3,206,662	15	850,124	16	4,056,786	31
Physiology and Cell Biology (25750)	6,384,354	21	733,197	7	7,117,552	28
Psychiatry (25850)	331,875	1	201,356	9	533,231	10
Radiology (25900)	1,291,481	5	451,035	17	1,742,516	22
Diagnostic (25901)			7,928	1	7,928	1
Radiation Oncology (25902)			2,335	2	2,335	2
Radiobiology (25903)	212,589	1	5	1	212,594	2
Surgery (25950)	403,337	2	305,058	9	708,394	11
General Surgery (25951)	893,200	3	110,000	1	1,003,200	4
Surgical Oncology (25954)	585,838	4	246,954	11	832,792	15
Thoracic Surgery (25955)	3,415	1	324,252	9	327,667	10
Transplant Surgery (25956)	1,582,452	2	929,639	11	2,512,091	13
Vascular Surgery (25958)			200	1	200	1
CMIS (25961)			59,877	4	59,877	4
Optometry (27000)	5,117,954	14	778,828	14	5,896,782	28
Vet Med Administration (29000)	82,067	1	9,000	1	91,067	2
Veterinary Clinical Sciences (29250)	1,489,962	6	2,050,398	59	3,540,360	65
Veterinary Biosciences (29400)	4,740,059	16	1,680,127	35	6,420,186	51
Veterinary Preventive Medicine (29760)	1,517,775	6	579,404	14	2,097,179	20
Graduate School Administration (30000)	1,169,309	2	198	1	1,169,507	3
University Libraries (32000)			34,996	2	34,996	2
Prg for Inter Sec & Home Defen (40002)			341,609	1	341,609	1
Special Purpose Research (40010)			80,000	1	80,000	1
Research Centers, Other (40020)			759	1	759	1
Biostatistics Program (40030)	70,617	2	124,833	7	195,449	9
Chemical Instrumentation Ctr (40040)	142,960	1	965,202	5	1,108,161	6
Campus Microscopy & Imaging (40050)			101,805	1	101,805	1
Center for Materials Research (40060)	401,621	6	303,124	3	704,744	9
Center for Mapping (40070)	945,578	6	530,682	8	1,476,260	14
Ctr for Molecular Envr Health (40100)			14,333	1	14,333	1
Laboratory Animal Resources (40120)			3,858,195	3	3,858,195	3
ULAR - Medicine/Surgery (40122)			235	1	235	1
ULAR - Operations (40123)			90	2	90	2
Ohio Learning Network (40220)			4,137,828	2	4,137,828	2
Responsible Research Practices (40260)			697	1	697	1
Ohio Supercomputer Center (40280)	398,056	3	3,813,898	11	4,211,954	14

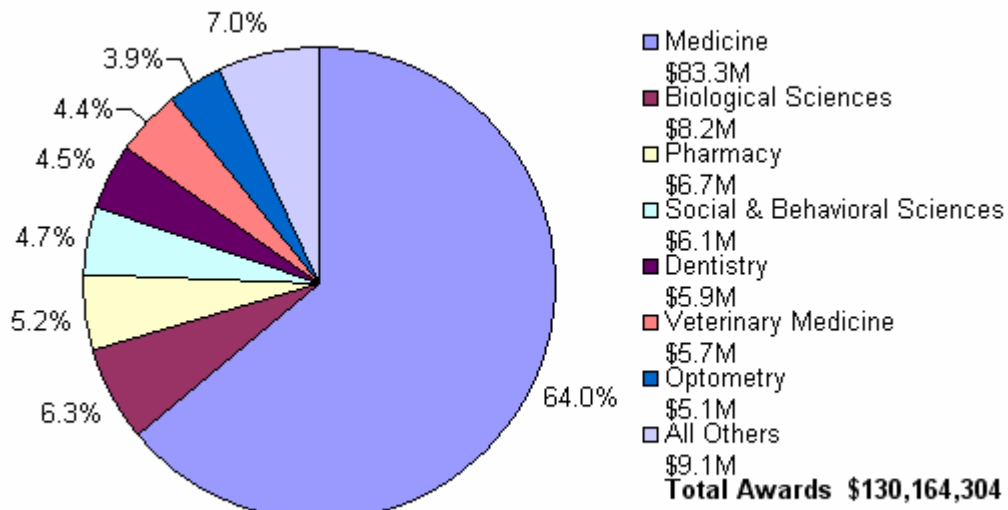
Department	Federal		Non-Federal		Total Amount Awarded (\$)	Total No.
	Amount Awarded (\$)	No.	Amount Awarded (\$)	No.		
High Performance Computing (40281)	114,161	1	2,302,592	9	2,416,754	10
New Initiatives (40282)	4,087,201	3	3,307,323	13	7,394,524	16
Research and Development (40283)	504,278	1	750,213	7	1,254,491	8
OARnet (40290)	3,060	1	11,101,262	9	11,104,322	10
Byrd Polar Research Center (40500)	2,980,552	24	1,670,897	15	4,651,449	39
Center/Lake Erie Area Research (40540)	251,999	4	665,553	15	917,552	19
Biotechnology (40570)			225	1	225	1
Center for Cognitive Science (40600)	1,054,024	4	447,748	6	1,501,772	10
Agricultural Administration (41000)			25,000	1	25,000	1
Columbus Operations (41006)			5	1	5	1
Vice Provost Admin (42074)	180,000	1			180,000	1
Latin American Studies Center (42352)	354,966	1	10,000	1	364,966	2
Middle East Center (42353)	771,000	1			771,000	1
Slavic/Eastern European Center (42354)	546,695	1			546,695	1
African Center (42357)			13,410	1	13,410	1
Chief Info Officer TELR (42711)			55,983	2	55,983	2
WCA-Administration (42880)			51,513	5	51,513	5
Arts & Sciences Admin (43050)			99	1	99	1
ASC Development (43500)			466,507	3	466,507	3
ASC Development Office (43501)			61,518	1	61,518	1
Executive Dean-ASC (43502)			6,617	1	6,617	1
Multicultural Center (45140)	194,678	1	8,000	1	202,678	2
Student Health Service (45400)			5,001	2	5,001	2
Wellness Center (45417)			31,000	3	31,000	3
Recreational Sports (45600)			46	1	46	1
Health Sciences Administration (46000)	1,328,615	1			1,328,615	1
Cancer Hosp & Research Inst (46040)			734,667	21	734,667	21
Comprehensive Cancer Center (46050)	21,141,225	61	18,374,426	120	39,515,651	181
Human Cancer Genetics (46051)			5,419	2	5,419	2
Center/Health Policy Studies (46150)	71,543	2			71,543	2
Neurobiotechnology Center (46350)	1,824,195	8	1,234,194	13	3,058,388	21
Nisonger Center (46400)	1,541,339	4	401,318	15	1,942,657	19
Behavioral Med Res Institute (46450)	689,389	2	24,621	1	714,010	3
OHR Org'l & Human Res Dev (47500)			31,289	1	31,289	1
Dev Communications (49491)			91	1	91	1
OSUE Directors Office (55011)	10,000	1			10,000	1
OSUE County Operations (55020)			54,490	1	54,490	1
South East Region Ext Office (55030)			134	1	134	1
North Central Reg Ext Office (55042)			78	1	78	1
OSU Ext Center at Piketon (55060)			4,887	2	4,887	2
OSU Extension Cntr at Jackson (55062)			37	1	37	1
OSUE Agr & Natural Resources (55080)			22,645	2	22,645	2
OSUE-Comm & Technology (55100)			1,253	1	1,253	1
OSUE-HHHH (55110)	67,000	1	105,166	4	172,166	5
OSUE-Food, Agr & Bio Engr (55230)	28,000	1	1,532	2	29,532	3
OSUE-Veterinary Medicine (55250)			23,908	1	23,908	1

Department	Federal		Non-Federal		Total Amount Awarded (\$)	Total No.
	Amount Awarded (\$)	No.	Amount Awarded (\$)	No.		
OSUE-Hort & Crop Science (55270)			184	1	184	1
OSUE HCS Faculty Allocations (55271)			113	1	113	1
OSUE-Entomology (55300)	310	1	125,075	3	125,385	4
Extension Entomology PAT (55301)			49,994	2	49,994	2
OSUE-Animal Sciences (55320)	1,737	1	2,061	1	3,799	2
OSUE-Food Science & Technology (55560)			400	1	400	1
OSUE-Natural Resources (55730)	842	1			842	1
OSUE-Faculty Allocations (55731)			2,870	1	2,870	1
OSUE-Plant Pathology (55780)			199	1	199	1
OSUE-Human Ecology Ext Admin (55900)	33,500	1	2,428,601	2	2,462,101	3
OSUE-H.E. Fam Rel & Human Dev (55910)	58,500	2			58,500	2
OSUE-Piketon Rsch/Ext Ctr (55960)			21,837	1	21,837	1
OSUE-Enterprise Cntr Econ Dev (55970)			169,009	3	169,009	3
OSUE-Alber Enterprise Ctr (55990)			238	1	238	1
OARDC (56000)	2,089,138	6	274,978	11	2,364,116	17
OARDC Director's Office (56001)	2,275,055	5	106	1	2,275,162	6
OARDC Director (56002)			727	1	727	1
OARDC Directors Offc Programs (56006)	276,834	3	120,911	4	397,745	7
Environmental Health & Safety (56014)			447	1	447	1
OARDC Human Resources (56030)			514	1	514	1
OARDC Secrest Arboretum (56050)	47,050	2	184,338	3	231,388	5
OARDC Facilities Services (56080)			190	1	190	1
OARDC Facil Svcs Garage (56082)			188	1	188	1
OARDC Facil Svcs Construction (56084)			10	1	10	1
OARDC Facil Svcs / Branches (56085)			4,932	1	4,932	1
OARDC-Agric, Envir & Dev Econ (56140)	282,994	4	1,511,413	6	1,794,407	10
OARDC Human & Comm Res Dev (56180)	176,879	4	746,685	5	923,564	9
OARDC Food, Ag & Bio Engr (56230)	1,306,517	9	1,659,310	12	2,965,827	21
OARDC FABI Faculty Allocations (56231)			32,978	3	32,978	3
OARDC Food Animal Health (56250)	1,266,045	10	2,397,675	18	3,663,720	28
OARDC FAHRP Faculty Startup (56251)			2,280	1	2,280	1
OARDC Hort & Crop Science (56270)	2,098,582	17	4,410,913	33	6,509,496	50
OARDC HCS Faculty Allocations (56271)			44,291	3	44,291	3
OARDC HCS Facilities (56272)			16,732	1	16,732	1
OARDC Entomology (56300)	995,850	16	2,558,514	19	3,554,364	35
OARDC Ento Start Up (56301)			3,922	1	3,922	1
OARDC Animal Sciences (56320)	3,087,683	10	4,826,534	22	7,914,217	32
OARDC Animal Sci Centers (56321)			587,094	2	587,094	2
OARDC Interdisciplinary (56500)			14	1	14	1
OARDC Serv Testing & Rsch Lab			159,829	1	159,829	1

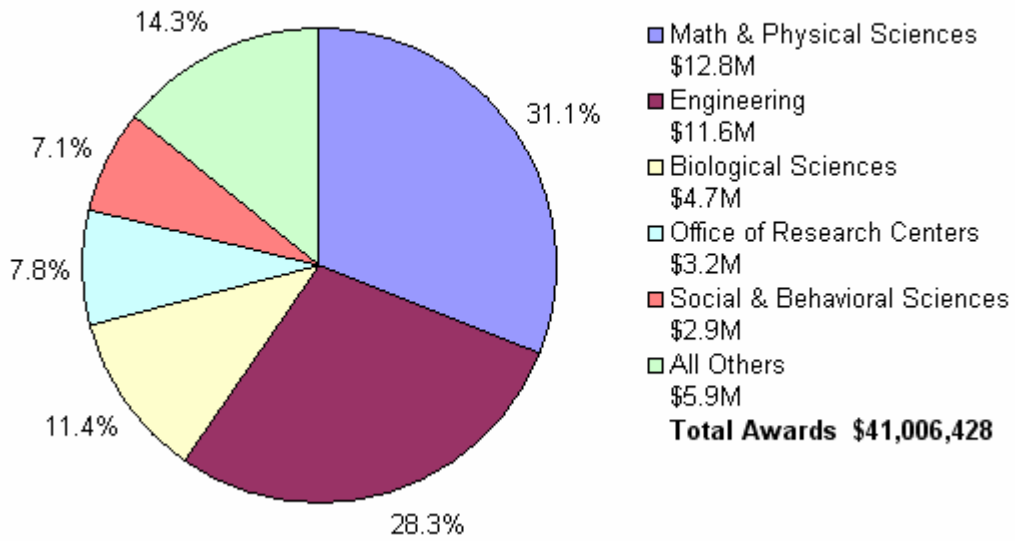
Department	Federal		Non-Federal		Total Amount Awarded (\$)	Total No.
	Amount Awarded (\$)	No.	Amount Awarded (\$)	No.		
(56501)						
OARDC Agroecosystems Mgmt Pgm (56502)			80,627	5	80,627	5
OARDC OH Compstng & Manure Mgt (56503)			62,624	3	62,624	3
OARDC Organic F&F Educ & Rsch (56504)			100,511	5	100,511	5
OARDC-ULEP (56505)			50,673	2	50,673	2
OARDC Food Science & Tech (56560)	520,311	3	928,616	9	1,448,927	12
OARDC Natural Resources (56730)	1,223,776	10	2,870,479	15	4,094,255	25
OARDC Nat Res Fac Allocations (56731)			88,395	7	88,395	7
OARDC - ORWRP (56734)			78,954	2	78,954	2
OARDC Plant Pathology (56780)	1,492,836	12	2,679,809	26	4,172,645	38
OARDC Human Ecology (56900)	104,432	4	663,090	3	767,522	7
OARDC Human Dev & Family Sci (56901)			355	1	355	1
OARDC Human Nutr & Food Mgmt (56904)			5	1	5	1
OARDC Consumer Sciences (56905)	643	1	6,848	1	7,492	2
OARDC Piketon (56920)	1,198,296	4	1,418,264	10	2,616,560	14
PREC Aquaculture Facility (56921)			2,883	1	2,883	1
PREC Horticulture (56926)			241	1	241	1
PREC Soil & Water Resources (56927)			491	1	491	1
PREC Berry Research & Admin (56929)			207,348	1	207,348	1
OARDC Outlying Stations (56940)			70,905	3	70,905	3
OARDC Coshocton-NAEWS (56941)	7,095	1	189,088	1	196,183	2
OARDC Eastern A R S (56942)			414,756	1	414,756	1
OARDC Ashtabula A R S (56943)			84,503	1	84,503	1
OARDC Jackson A R S (56944)			237,902	1	237,902	1
OARDC Muck Crops A R S (56945)			107,759	1	107,759	1
OARDC Northwest A R S (56946)			254,082	1	254,082	1
OARDC Southern A R S (56947)			160,715	1	160,715	1
OARDC North Central A R S (56948)			176,902	1	176,902	1
OARDC Western A R S (56949)			404,534	3	404,534	3
OARDC MCIC (56950)			389,297	3	389,297	3
OARDC Computing & Stat Srv (56960)	261	1	618,353	1	618,615	2
OARDC Library (56970)			114,751	1	114,751	1
OARDC Research Operations (56980)			1,371,211	2	1,371,211	2
OARDC RO Farm Operations (56981)			150,166	1	150,166	1
OARDC RO Grounds Maintenance (56982)			45,144	1	45,144	1
OARDC RO Feed Mill (56983)			10,444	2	10,444	2
Fairfield County (57004)			22,398	1	22,398	1
Perry County (57015)			3,500	1	3,500	1
Tuscarawas County (57016)			1,300	1	1,300	1
Washington County (57017)			8,850	1	8,850	1
Ashtabula County (57019)			15,467	1	15,467	1
Cuyahoga County (57022)			88,700	4	88,700	4
Lake County (57027)			18,986	1	18,986	1
Medina County (57031)			15,500	1	15,500	1

Department	Federal		Non-Federal		Total Amount Awarded (\$)	Total No.
	Amount Awarded (\$)	No.	Amount Awarded (\$)	No.		
Trumbull County (57035)			98,488	2	98,488	2
Allen County (57037)	13,497	1			13,497	1
Hancock County (57042)			54,512	1	54,512	1
Seneca County (57053)			49	1	49	1
Wyandot County (57057)			14,250	1	14,250	1
Butler County (57077)			128,270	1	128,270	1
Champaign County (57078)			2,400	1	2,400	1
Clark County (57079)			92	1	92	1
Franklin County (57084)			42,182	3	42,182	3
Greene County (57085)			12,500	1	12,500	1
Hamilton County (57086)			12,891	2	12,891	2
University Hospitals (60000)			156,867	1	156,867	1
Epidemiology (92324)	197,899	1			197,899	1
NeuroSurgery (93040)			38,660	1	38,660	1
Oncology Nursing Admin (96700)			8,600	1	8,600	1
Pharmacy (98398)	315,720	1			315,720	1
Total Awards	295,159,551	1307	257,632,386	2483	552,791,938	3790

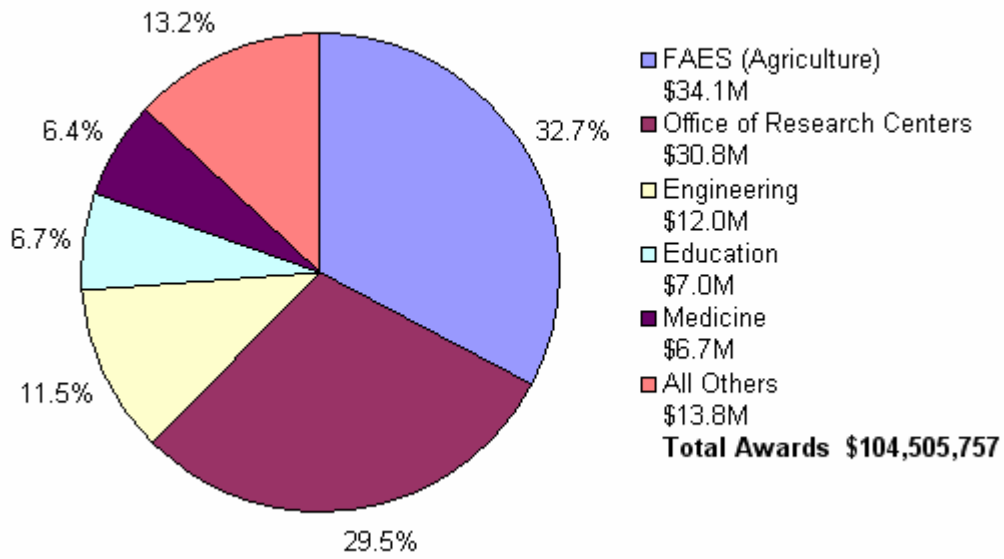
NIH Awards by College



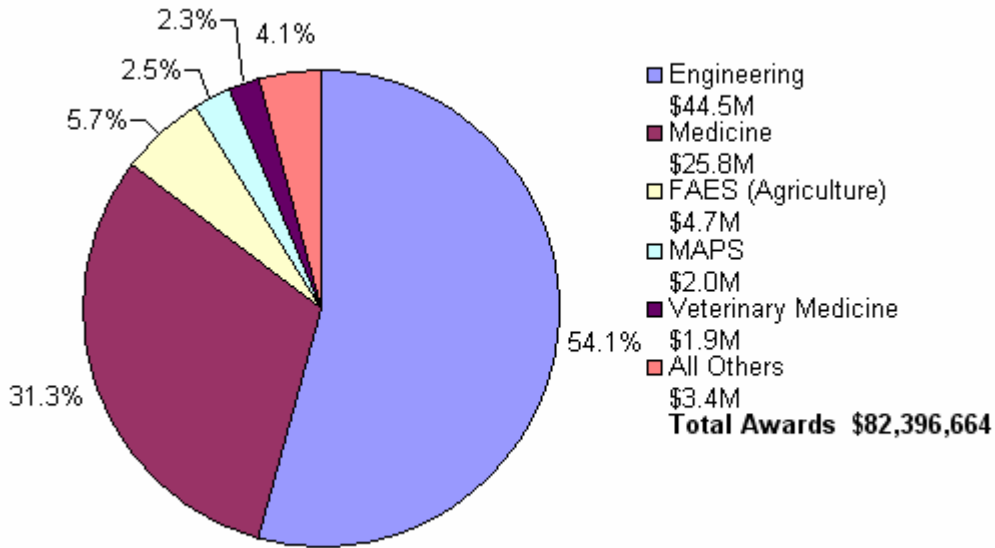
NSF Awards by College



State of Ohio Awards by College



Industry Awards by College



Top 25 Research Awards

No.	Sponsor	Principal Investigator	Academic Unit	Title of Project	Amount
1	Bur of Labor Statistics	Olsen, Randall J	CTR HUMN RESRCE RSCH	National Longitudinal Surveys of Youth and Women, and Young Adult and Child: Rounds 21 & 22 option.	14,735,858
2	Case Western Reserve Univ	Rizzoni, Giorgio	CHEM & BIOMOL ENG	Power Partnership for Ohio - A Wright Center of Innovation.	4,950,000
3	Institute of Education Sciences	Simutis, Leonard J	Eisenhower Natl Clea	Eisenhower National Clearinghouse for mathematics and science education.	4,938,689
4	John Glenn Research Center-Lewis Field	Benzakein, Meyer J	MATERIALS SCI & ENGR	Intelligent propulsion system foundation technology.	4,465,000
5	Institute of Education Sciences	Owens, Douglas T	MATHEMATICS	Classroom connectivity in promoting mathematics and science achievement	2,995,261
6	Nat Center for Research Resources	Sanfilippo, Alfred P	MED&PUBLIC HLTH ADM	General clinical research center.	2,943,515
7	Dept of Energy	Ling, Ta-Yung	PHYSICS	Research in elementary particle physics.	2,896,887
8	NSF Div Engineering, Education & Centers	Lee, L James	Chem-Olesik	Center for Affordable Nanoengineering of Polymer Biomedical Devices (CANPBD)	2,631,000
9	Assn Universities Res in Astronomy, Inc	Osmer, Patrick S	ASTRONOMY	Construction of a multi-object double spectrograph for the large binocular telescope	2,622,455
10	Air Force Materiel Command	Fraser, Hamish L	MATERIALS SCI & ENGR	Accelerated metals development by computation	2,436,000
11	OH Board of Regents	Carey, Cathleen M	OH LEARNING NETWORK	Ohio Learning Network.	2,399,082
12	Nat Cancer Inst	Caligiuri, Michael A	COMPRHNSVE CANCER CT	Innate Immunity: Elucidation/modulation - cancer therapy.	2,391,996
13	Nat Eye Inst	Zadnik, Karla S	OPTOMETRY, COLL OF	Myopia development in children.	2,285,118
14	Mississippi State Univ	Krishnamurthy, Ashok K	New Initiatives	High Performance Computing Modernization Program, IMT Core. Comp. 2, Task 7: IMT	2,034,317

No.	Sponsor	Principal Investigator	Academic Unit	Title of Project	Amount
15	Nat Cancer Inst	Lairmore, Michael D	VETERINARY BIOSCIENC	Retrovirus models of lymphocyte transformation and disease.	2,018,461
16	NSF Div Mathematical Sciences	Friedman, Avner	STATISTICS	Mathematical Biosciences Institute.	2,000,001
17	Nat Inst of Allergy & Infectious Diseases	Koletar, Susan L	Infectious Diseases	Adult AIDS clinical trials unit.	1,980,025
18	Office of Naval Res	Fraser, Hamish L	MECHANICAL ENGRG	Experimental and computational tools for the digital representation and prediction of microstructure and its incorporation in the designer's knowledge base	1,845,066
19	Air Force Office of Scientific Res	Volakis, John L	Electroscience Lab	Conformal antenna analysis and design using novel electronic materials.	1,783,312
20	OH Dept of Job & Family Services	McDowell, Joyce R	OSUE-HUMAN ECLGY ADM	Ohio family nutrition program - administration	1,777,418
21	Nat Cancer Inst	Ostrowski, Michael C	MOLECULAR GENETICS	Genetic analysis of the breast tumor microenvironment	1,706,863
22	Air Force Materiel Command	Passino, Kevin M	Electrical & Comp En	Collaborative center of control science.	1,564,612
23	OH Dept of Dev	Schanbacher, Floyd L	ANIMAL SCIENCES	Development and commercialization of an integrated biomass to electricity system	1,500,351
24	OH Division of Wildlife	Stein, Roy A	EVOLTN ECOLG&ORG BIO	Fish management in Ohio	1,500,000
25	Nat Cancer Inst	Paskett, Electra D	COMPRHNSVE CANCER CT	Reducing cervical cancer in Appalachia.	1,461,564
Top 25 Total					73,862,851

This table points out the diverse range of programs and projects across campus. OSURF Data only.