



MEN'S VOLLEYBALL

2022
**TEAM
GUIDE**



2022 OHIO STATE BUCKEYES



1 Grant Strong
L, 6-2, Fr.
Palm, Harbor Fla.
Palm Harbor Univ. H.S.




2 Thomas Poole
L, 5-9, So.
Dublin, Ohio
Dublin Jerome H.S.



3 Parker Mikesch
L, 5-11, Sr.
Xenia, Ohio
Beavercreek H.S.



4 Jason Kozak
M/OPP, 6-6, Fr.
Fremont, Calif.
Washington H.S.



5 Noah Platfoot
S, 6-2, So.
Hilliard, Ohio
Hilliard Darby H.S.



6 Martin Lallemand
OH, 6-4, Sr.
Orp le Grand, Belgium
Athenee Royal de Hannut H.S.



7 Jacob Pasteur
OH, 6-4, So.
Westminster, Md.
Home School




8 Michael Wright
S, 6-4, Jr.
Glen Allen, Va.
Deep Run H.S.



9 Luke Lentin
S, 6-3, Sr.
La Jolla, Calif.
La Jolla H.S.




10 Sean Ryan
OH, 6-5, Sr.
Countryside, Ill.
Lyons Township H.S.



11 Justin Howard
MB, 6-6, r-So.
Pacific Palisades, Calif.
Palisades Charter H.S.



13 Sotiris Siapanis
OH, 6-3, So.
Limassol, Cyprus
Nicosia Grammar School



14 Kyle Teune
O, 6-6, Fr.
Downers Grove, Ill.
Timothy Christian H.S.



15 Ethan Talley
MB, 6-7, Sr.
Newport Beach, Calif.
Newport Harbor H.S.




16 Ben Braun
MB/OPP, 6-9, Fr.
Camino Real, Calif.
Palm Desert H.S.




17 Samuel Clark
MB, 6-6, Ju.
Baltimore, Md.
Loyola Blakefield H.S.




18 Cole Young
MB, 6-10, Fr.
Powell, Ohio
Olentangy Liberty H.S.



19 Jack Stevens
OH, 6-4, r-Ju.
Libertyville, Ill.
Libertyville H.S.



20 Jimmy Webb
OPP, 6-7, So.
Huntington Beach, Calif.
Edison H.S.



Kevin Burch
Head Coach
Ohio State, 2011



Hudson Bates
Associate Head Coach
George Mason, 2008



LukeWoodMaloney
Assistant Coach
George Mason, 2010



Craig Erford
Volunteer Coach
Trine, 2003



Megan Anderson
Director of Operations
Ohio State, 2018



2022 ROSTER & SCHEDULE

No.	Name	Pos.	Hgt.	Cl.	Hometown	Last School
1	Grant Strong	L	6-2	Fr.	Palm Harbor, Fla.	Palm Harbor University H.S.
2	Thomas Poole	L	5-9	So.	Dublin, Ohio	Dublin Jerome H.S.
3	Parker Mikesch	L	5-11	Sr.	Xenia, Ohio	Beavercreek H.S.
4	Jason Kozak	M/OPP	6-6	Fr.	Fremont, Calif.	Washington H.S.
5	Noah Platfoot	S	6-2	So.	Hilliard, Ohio	Hilliard Darby H.S.
6	Martin Lallemand	OH	6-4	Sr.	Orp le Grand, Belgium	Athenee Royal de Hannut H.S.
7	Jacob Pasteur	OH	6-4	So.	Westminster, Md	Homeschool
8	Michael Wright	S	6-4	Jr.	Glen Allen, Va.	Deep Run H.S.
9	Luke Lentin	S	6-3	Sr.	La Jolla, Calif.	La Jolla H.S.
10	Sean Ryan	OH	6-5	Sr.	Countryside, Ill	Lyons Township H.S.
11	Justin Howard	MB	6-6	r-So	Pacific Palisades, Calif.	Palisades Charter H.S.
13	Sotiris Siapanis	MB	6-3	So.	Limassol, Cyprus	Nicosia Grammar School
14	Kyle Teune	O	6-6	Fr.	Downers Grove, Ill	Timothy Christian H.S.
15	Ethan Talley	MB	6-7	Sr.	Newport Beach, Calif.	Newport Harbor H.S.
16	Ben Braun	MB/OPP	6-9	Fr.	Camino Real, Calif.	Palm Desert H.S.
17	Samuel Clark	MB	6-6	Jr.	Baltimore, Md.	Loyola Blakefield H.S.
18	Cole Young	MB	6-10	Fr.	Powell, Ohio	Olentangy Liberty H.S.
19	Jack Stevens	OH	6-4	r-Jr.	Libertyville, Ill.	Libertyville H.S.
20	Jimmy Webb	OPP	6-7	So.	Huntington Beach, Calif.	Edison H.S.

Head Coach: Kevin Burch
 Associate Head Coach & Recruiting Coordinator: Hudson Bates
 Assistant Coach: Luke Wood Maloney
 Volunteer Coach: Craig Erford
 Director of Operations: Megan Anderson

PRONUNCIATION GUIDE

Thomas POOLE	POOL
Parker MIKESCH	MICK-ish
Jason KOZAK	CO-zak
Martin LALLEMAND	LALL-le-mand
Jacob PASTEUR	PASH-chur
SOTIRIS SIAPANIS	So-TEAR-iss sha-PON-iss

JANUARY

7	Fri	CHARLESTON	7 pm
8	Sat	CENTRAL STATE	7 pm
12	Wed	SAINT FRANCIS	7 pm
21	Fri	at UCLA.....	8 pm
22	Sat	at USC.....	8 pm
28	Fri	at Long Beach State.....	9 pm
29	Sat	at UC Santa Barbara.....	10 pm

FEBRUARY

4	Fri	UNIVERSITY OF MOUNT OLIVE	6 pm
5	Sat	UNIVERSITY OF MOUNT OLIVE	3 pm
10	Thu	at McKendree.....	8 pm
12	Sat	at Lewis.....	8 pm
17	Thu	LOYOLA CHICAGO	7 pm
20	Sun	PURDUE FORT WAYNE	3 pm
24	Thu	QUINCY	7 pm
25	Fri	LINDENWOOD	7 pm

MARCH

5	Sat	LINCOLN MEMORIAL	7 pm
6	Sun	LINCOLN MEMORIAL	4 pm

All dates and times subject to change.
 All times are listed in ET
 Home matches in **BOLD CAPS** played at the Covelli Center

8	Tue	PENN STATE	7 pm
12	Sat	at Saint Francis.....	7 pm
13	Sun	at Penn State.....	4 pm
16	Wed	BALL STATE	7 pm
19	Sat	at Ball State.....	7 pm
25	Fri	at Lindenwood.....	8 pm
26	Sat	at Quincy.....	3 pm
31	Thu	LEWIS	7 pm

APRIL

2	Sat	McKendree	5 pm
7	Thu	at Purdue Fort Wayne.....	7 pm
9	Sat	at Loyola Chucago.....	6 pm
16	Sat	MIVA Quarterfinals.....	TBD
20	Wed	MIVA Semifinals.....	TBD
23	Sat	MIVA Finals.....	TBD

MAY

1	Fri	NCAA Play-In Match.....	7 pm
5	Tue	NCAA First Round.....	6 pm
7	Thu	NCAA Semifinals.....	6 pm
9	Sat	NCAA Finals.....	8 pm



HONORS

AVCA HALL OF FAME

Hanson, Pete.....2015

OSU ATHLETICS HALL OF FAME

Aja, Angel2010
 Beal, Doug.....1985
 Berzins, Aldis.....2002
 Dumpis, Andy2007
 Hason, Pete.....2017
 Kehoe, Steven.....2021
 Waldie, Marc.....2001

OSU MALE ATHLETE OF THE YEAR

Kehoe, Steven.....2011

NATIONAL PLAYER OF THE YEAR

Szerszen, Nicolas.....2016 (AVCA)
 2017 (Volleyball Magazine)
 2018 (VolleyMob.com)

AVCA NATIONAL COACH OF THE YEAR

Hanson, Pete.....2000, 11, 16

VOLLEYBALL MAGAZINE NATIONAL COACH OF THE YEAR (NOT ANNOUNCED IN 2016)

Hanson, Pete.....1998, 11

MIVA PLAYER OF THE YEAR

Aja, Angel2000
 Beal, Doug.....1969
 Berzins, Aldis.....1977, 78
 Dumpis (co), Andy1980
 Edinger, Mark1986
 Fash, Chris2001
 Fernandez, Edwin.....1984
 Gaines, Tony.....1975
 Grinvalds, Karl.....1982
 Hurst, Jeff1988
 Kehoe, Steven.....2010, 11
 Mathews, Daniel.....2007, 08
 Nowicki, Bruce.....1966
 Olree, Pieter.....2002
 Sangrey, Shawn2012
 Sherman, Craig1981
 Szerszen, Nicolas.....2016, 17, 18
 Waldie, Mark.....1976

MIVA COACH OF THE YEAR

Dunlap, Ken.....1965, 69
 Beal, Doug.....1973
 Liskevych, Taras.....1975, 76
 Furuichi, Suguru.....1977, 78
 Yoder (co), Bob.....1981
 Smoot, Jim.....1982, 84
 Hanson, Pete.....1988, 93, 96, 98,
 2000, 04, 07, 08, 09, 10(co), 11, 16, 17

MIVA FRESHMAN OF THE YEAR

Albertson, John.....2006
 Guessous, Driss2014
 Mathews, Daniel.....2005
 Siapanis, Sotiris.....2021
 Szerszen, Nicolas.....2015

AVCA ALL-AMERICANS

Aja, Angel1998.....1st Team
 2000.....2nd Team
 Blough, Christy.....2016, 17.....2nd Team

Esteves, Rene1998, 99.....2nd Team
 2000.....1st Team
 Greaves, Mark2005.....2nd Team
 Domecus, Gabriel.....2016, 17...Hon. Mention
 Guessous, Driss2014.....2nd Team
 2017...Hon. Mention
 Hanes, Jake.....2019...Hon. Mention
 Henchy, Michael.....2015...Hon. Mention
 Hervoir, Maxime.....2018.....2nd Team
 Johnson, Miles.....2015...Hon. Mention
 2016, 17.....1st Team
 Kehoe, Steven.....2010.....2nd Team
 2011.....1st Team
 Mathews, Daniel.....2007, 08.....1st Team
 Olree, Peter2002.....2nd Team
 Sangrey, Shawn2010.....2nd Team
 2012.....1st Team
 Siapanis, Sotiris2021...Hon. Mention
 Szerszen, Nicolas.....2015...Hon. Mention
 2016, 17, 18.....1st Team
 Thomas, Sanil.....2018...Hon. Mention

VOLLEYBALL MAGAZINE ALL-AMERICANS (NOT ANNOUNCED IN 2016)

Aja, Angel1998.....2nd Team
 2000.....1st Team
 Anderson, Brennan.....2013.....3rd Team
 Berzins, Aldis.....1977, 78.....1st Team
 Berzins, Mik2012.....3rd Team
 Blough, Christy2017.....1st Team
 Collier, Shelton1977.....2nd Team
 Domecus, Gabriel.....2017...Hon. Mention
 Dumpis, Andy1978, 80.....2nd Team
 Esteves, Rene'1998...Hon. Mention
 2000.....1st Team
 Fash, Chris2001.....3rd Team
 Greaves, Mark2005.....1st Team
 Guessous, Driss2014.....3rd Team
 2017...Hon. Mention
 Heine, Kevin2011.....3rd team
 Hervoir, Maxime.....2018.....2nd Team
 Johnson, Miles.....2017.....1st Team
 Kehoe, Steven.....2010.....2nd Team
 2011.....1st Team
 Klanac, John.....2011.....2nd Team
 Koterba, Jeff1998.....3rd Team
 McMillan, Colin2000.....3rd Team
 Mathews, Daniel.....2006.....2nd Team
 2007, 08.....1st Team
 Olree, Pieter2001...Hon. Mention
 2002.....1st Team
 Sangrey, Shawn2010, 11.....2nd Team
 2012.....1st Team
 Spitznagle, Adam1996.....3rd Team
 Szerszen, Nicolas.....2017, 18.....1st Team
 Thomas, Sanil.....2018...Hon. Mention
 Versen, Brett.....2008...Spe. Mention
 Waldie, Marc.....1977.....1st Team

USVBA ALL-AMERICANS

Beal, Doug.....2nd team1969
 Ketter, Jim.....3rd team1989

VOLLEYBALL MONTHLY ALL-AMERICANS

Edinger, Mark1986.....3rd Team
 1987.....3rd Team
 Fernandez, Edwin.....1983.....2nd Team
 1984.....2nd Team
 Hoff, Tom1993.....3rd Team

Hurst, Jeff1988.....3rd Team
 Ketter, Jim.....1986...Hon. Mention
 1985...Hon. Mention

VOLLEYBALL MAGAZINE FRESHMEN ALL-AMERICA TEAM

Yunker, Jon1993
 Bengoa, Jose.....1994
 Aja, Angel1997

ALL-MIVA SELECTIONS

Aja, Angel1997.....2nd Team
 1998, 99, 00.....1st Team
 Albertson, John.....2006, 07.....1st Team
 2009.....2nd Team
 Anderson, Brennan.....2013.....1st Team
 Beal, Doug.....1969.....1st Team
 Benecke, Dave1983.....1st Team
 Bengoa, Jose'1994, 95, 96.....1st Team
 Berzins, Aldis.....1976, 77, 78.....1st Team
 Berzins, Mik2009.....2nd Team
 2012.....1st Team
 Blough, Christy2015.....2nd Team
 2016, 17.....1st Team
 Brown, Don.....1966.....2nd Team
 1967, 68.....1st Team
 Brun, Tom1963, 64.....1st Team
 Buckingham, Mike...1976, 77, 78.....1st Team
 Burton, Rob1991.....1st Team
 Circenis, Pete1980.....1st Team
 Clark, Samuel2020.....2nd Team
 Cole, Andy2003, 04, 05.....2nd Team
 Collier, Shelton1975, 76, 77.....1st Team
 Collins, Dave1972.....2nd Team
 Collins, Ralph1970.....1st Team
 1971.....2nd Team
 Cooper, Scott.....1980, 81.....1st Team
 Devilbiss, Reese.....2020.....1st Team
 Domecus, Gabriel.....2016, 17.....2nd Team
 Dreven, Layne2005, 07.....1st Team
 Dunbar, Al1974.....1st Team
 Dumpis, Andy1978, 79, 80.....1st Team
 Dumpis, Pete1976.....1st Team
 Duwelius, Rich.....1976.....1st Team
 Edinger, Mark1985, 86, 87.....1st Team
 Esteves, Rene'1998, 99, 00.....1st Team
 Fernandez, Edwin.....1983, 84.....1st Team
 Fash, Chris2000.....2nd Team
 2001.....1st Team
 Forster, Craig.....1979, 80, 81.....1st Team
 Franceschi, Christian2016.....2nd Team
 Frette, Dave.....1990, 91.....1st Team
 Gaines, Tony.....1975.....1st Team
 Geibel, Craig.....1993.....1st Team
 Greaves, Mark2005.....1st Team
 Grinvalds, Karl.....1981, 82.....1st Team
 Guessous, Driss2014.....1st Team
 2017.....2nd Team
 Hanes, Jake.....2018.....2nd Team
 2019.....1st Team
 Hecht, Jim.....1973.....2nd Team
 Heine, Kevin2010.....2nd Team
 2011.....1st Team
 Heinen, Peter.....2012.....2nd Team
 Henchy, Michael2013, 15.....1st Team
 Hervoir, Maxime.....2018.....1st Team
 Hill, Todd.....2001.....3rd Team
 Hoff, Tom1993.....1st Team
 Hurst, Jeff1987, 88, 89.....1st Team
 Jandasek, Dave ...1981, 82, 83, 84.....1st Team



HONORS

Johnson, Miles.....	2015.....	2nd Team
	2016, 17.....	1st Team
Kehoe, Steven.....	2009, 10, 11.....	1st Team
Kerewich, Phil.....	1999.....	2nd Team
Ketter, Jim.....	1985, 86.....	1st Team
Kildiss, Eric.....	1978.....	1st Team
Klanac, John.....	2009.....	2nd Team
	2010, 11.....	1st Team
Klein, Robbie.....	2007.....	2nd Team
	2008, 09.....	1st Team
Koterba, Jeff.....	1998.....	1st Team
Lallemant, Martin.....	2020.....	1st Team
	2021.....	2nd Team
Lassi, Ain.....	1966.....	2nd Team
Lehman, Greg.....	2001.....	3rd Team
Lehman, Ron.....	1967, 68.....	2nd Team
Leatherman, Dick.....	1972.....	1st Team
Leeson, Blake.....	2016...Hon. Mention	
	2018.....	2nd Team
	2019.....	1st Team
Leuders, Richard.....	1969, 70.....	1st Team
Loftus, John.....	1986, 87, 88, 89.....	1st Team
Lutz, Andrew.....	2013, 14.....	2nd Team
Martin, Conor.....	2007, 08.....	2nd Team
Marxuach, Eduardo.....	1995, 96.....	2nd Team
Mathews, Daniel.....	2005.....	2nd Team
	2006, 07, 08.....	1st Team
McDougle, Dennis.....	1973.....	1st Team
McMillan, Colin.....	1997, 98, 99.....	2nd Team
	2000.....	1st Team
Meske, Dan.....	2007.....	2nd Team
Mihacevich, Dan.....	1996.....	1st Team
	1997.....	2nd Team
Murphy, Matt.....	1982.....	1st Team
Noonan, Mike.....	1967.....	3rd Team
	1968, 69.....	1st Team
Norcia, Peter.....	1984.....	1st Team
Nowicki, Bruce.....	1963, 65.....	2nd Team
	1964.....	1st Team
Orlee, Pieter.....	2001.....	2nd Team
	2002.....	1st Team
Peckham, Mark.....	2002.....	3rd Team
	2003.....	2nd Team
	2004.....	1st Team
Pedersen, Adam.....	2004.....	1st Team
Potter, Steve.....	1994, 95.....	1st Team
Rivera, Jose.....	2000...Hon. Mention	
Sangrey, Shawn.....	2010, 11, 12.....	1st Team
Schoenfeldt, Ted.....	2009.....	1st Team
Sherman, Brian.....	1978, 79.....	1st Team
Sherman, Craig.....	1981, 82.....	1st Team
Siapanis, Sotiris.....	2021.....	1st Team
Sorenson, Terry.....	1967.....	2nd Team
Spitznagle, Adam.....	1993, 95.....	2nd Team
	1996.....	1st Team
	2008.....	2nd Team
Spurlock, Scott.....	2004.....	2nd Team
Szerszen, Nicolas.....	2015, 16, 17, 18.....	1st Team
Tholen, John.....	2012, 13.....	2nd Team
Thomas, Sanil.....	2018.....	1st Team
Tidemanis, Al.....	1972.....	2nd Team
Trantow, Tom.....	2002.....	2nd Team
	2003.....	1st Team
Van Arsdale, Chris.....	1988.....	1st Team
Versen, Brett.....	2008.....	1st Team
Waldie, Mark.....	1974.....	2nd Team
	1975, 76, 77.....	1st Team
Waltz, Richard.....	1969.....	2nd Team
Winer, Eliot.....	1992.....	1st Team

Wintrich, Pete.....	1965.....	2nd Team
Yunker, Jon.....	1993, 94.....	2nd Team

NCAA CHAMPIONSHIP MOST OUTSTANDING PLAYER

Johnson, Miles.....	2016
Kehoe, Steven.....	2011
Szerszen, Nicolas.....	2017

NCAA ALL-TOURNAMENT TEAMS

Aja, Angel.....	2000
Berzins, Aldis.....	1977, 78
Blough, Christy.....	2017
Buckingham, Mike.....	1977
Dumpis, Andy.....	1980
Fernandez, Edwin.....	1983
Fash, Chris.....	2000
Greaves, Mark.....	2005
Guessous, Driss.....	2017
Hanes, Jake.....	2018
Hervoir, Maxime.....	2017
Johnson, Miles.....	2016
Kehoe, Steven.....	2011
Klanac, John.....	2011
Leeson, Blake.....	2016, 17
McMillan, Colin.....	2000
Sangrey, Shawn.....	2011
Szerszen, Nicolas.....	2016, 17, 18
Waldie, Marc.....	1975, 76, 77

MIVA TOURNAMENT MOST OUTSTANDING PLAYER

Aja, Angel.....	2000
Heine, Kevin.....	2009
Hoff, Tom.....	1993
Johnson, Miles.....	2017
Kehoe, Steven.....	2011
Mathews, Daniel.....	2005, 08
Olree, Pieter.....	2001
Schoenfeldt, Ted.....	2010
Szerszen, Nicolas.....	2016, 18

MIVA ALL-TOURNAMENT

Aja, Angel.....	2000
Blough, Christy.....	2016, 17
Burton, Rob.....	1991
Cole, Andy.....	2004, 05
Crosby, Chris.....	1988
Dreven, Layne.....	2005
Esteves, Rene'.....	2000
Fash, Chris.....	1999, 01
Geibel, Craig.....	1993
Hanes, Jake.....	2018
Heine, Kevin.....	2009
Henchy, Michael.....	2012
Hofelich, Kurt.....	1988
Hoff, Tom.....	1993
Johnson, Miles.....	2016, 17
Kehoe, Steven.....	2010, 11
Klanac, John.....	2009, 10, 11
Klein, Robbie.....	2006, 08
Lehman, Greg.....	2001
Mathews, Daniel.....	2005, 06, 08
McMillan, Colin.....	2000
Mihacevich, Dan.....	1995, 97
Olree, Pieter.....	2000, 01, 02
Potter, Steve.....	1994, 95
Rivera, Jose.....	2000
Sangrey, Shawn.....	2010, 11, 12
Schoenfeldt, Ted.....	2009, 10

Spitznagle, Adam.....	1993
Szerszen, Nicolas.....	2016, 17, 18
Terpstra, Mike.....	1992
Thomas, Sanil.....	2018
Tobkin, Jason.....	2011
Tholen, John.....	2012
Versen, Brett.....	2008
Wrobel, Gary.....	1996

OLYMPIANS (PLAYERS)

Berzins, Aldis.....	1984.....	Los Angeles
Waldie, Marc.....	1984.....	Los Angeles
Duwelius, Rich.....	1984.....	Los Angeles

OLYMPIANS (HEAD COACHES)

*Beal, Doug.....	1984.....	Los Angeles
	2000.....	Sydney
	2004.....	Athens
^Liskeyvch, Taras.....	1996.....	Atlanta
*Men, ^Women		

OLYMPIANS (ASSISTANT COACHES)

^Berzins, Aldis.....	1996.....	Atlanta
^Women		

BIG TEN MEDAL OF HONOR

Aja, Angel.....	2000
Blough, Christy.....	2017
Kehoe, Steven.....	2011
Mathews, Daniel.....	2008
Spitznagle, Adam.....	1996

ACADEMIC ALL-AMERICA

Christy, Blough.....	2017
----------------------	------

ACADEMIC ALL-DISTRICT

Aja, Angel.....	2000
Blough, Christy.....	2015, 16, 17
Lehman, Greg.....	2001

OSU SCHOLAR-ATHLETE

(From 1980 except, 85, 86, 87, 88, 95)

Aja, Angel.....	1997, 98, 99, 00
Albertson, John.....	2005, 06, 07, 08, 09
Altamura, Ginovanni.....	2003
Alter, Tyler.....	2020
Baker, Danny.....	2012, 13, 14
Benecke, David.....	1981, 82, 83
Bengoia, Jose.....	1996, 97
Blough, Christy.....	2014, 15, 16, 17
Brandel, Dan.....	2008
Briedis, Robert.....	1980
Brooks, Todd.....	1989, 90, 91, 92
Bruggenmann, Jason.....	2018, 19
Cash, Rhett.....	2010, 11
Chalas, Mario.....	1994
Clark, Dejon.....	2017
Clark, Samuel.....	2020, 21
Cole, Andy.....	2003, 04, 05, 06
Crockett, Aidan.....	2013, 14
Devlbiss, Reese.....	2017, 18, 19, 20
Dillon, Aaron.....	2000, 01, 02, 03
Dreven, Layne.....	2000, 03, 04, 05, 06, 07
Eastman, Jay.....	1991, 92, 93, 94
Edwards, Peters.....	2016
Eichel, Will.....	2016
El Shafei, Samer.....	2008
Esteves, Rene.....	1997, 98, 99
Fash, Chris.....	1998, 00, 01
Freier, Dale.....	2009, 10, 11



HONORS

Garcia, Ricardo.....	2001, 02, 03, 04	Randolph, Gregory.....	2002, 03	Hillman, Andrew.....	2018, 19, 20
Genn, Ryan.....	2015	Read, T.J.....	2014	Hofelich, Kurt.....	1988, 89
Gerwig, Austin.....	2019, 20, 21	Rivera, Jose.....	1996	Hoff, Tom.....	1993
Gibson, Nick.....	2010, 11, 12, 13	Ryan, Sean.....	2020, 21	Howard, Justin.....	2021
Greaves, Mark.....	2003, 04, 05, 06	Samarin, Aaron.....	2015, 16, 17, 18, 19	Hughes, Shawn.....	2018, 19, 20
Grinvalds, Karlin.....	1980, 81, 82	Sangrey, Shawn.....	2011	Hurst, Jeff.....	1988, 89
Guessous, Driss.....	2013, 14, 15, 16, 17	Schoenfeldt, Ted.....	2007, 08, 09, 10	Johnson, Miles.....	2015, 16, 17
Hanes, Jake.....	2017, 18	Sears, David.....	1980-81	Katz, Stuart.....	2003, 04, 05, 06
Hankey, Matt.....	2004, 05, 06, 07	Siapanis, Sotiris.....	2021	Kehoe, Steven.....	2008, 09, 10, 11
Hardin, Donald.....	1983	Sommer, Mathew.....	1980	Kerewich, Phil.....	1997
Heine, Kevin.....	2007, 08, 09, 10, 11	Spitznagle, Adam.....	1993, 94, 96	Koterba, Jeff.....	1996, 97, 98
Heinen, Peter.....	2011, 12, 13, 14	Spurlock, Scott.....	2002	Kues, Brian.....	2008, 09, 10, 11
Henchy, Michael.....	2012, 13, 14, 15	Stefani, Mike.....	2010, 11, 13	Kues, Derek.....	2012, 13
Henken, Paul.....	2017, 18	Stevens, Sam.....	2003, 04	Laffin, Nick.....	2015, 16, 18
Herget, Todd.....	2018, 2019	Stevens, Tyler.....	2006, 07	Lallemand, Martin.....	2019, 20, 21
Herron, Shawn.....	2011, 12, 13, 14, 15	Stevens, Jack.....	2020, 21	Leeson, Blake.....	2016, 17, 18, 19
Hervoir, Maxime.....	2017, 18	Strapko, Matthew.....	2000, 01, 03	Lehman, Greg.....	1998, 99, 2000, 01
Hillman, Andrew.....	2017, 18, 19, 20	Szerszen, Nicolas.....	2015, 16, 17, 18	Lentin, Luke.....	2020, 21
Hoff, Tom.....	1992, 93	Taig, Darcy.....	2016, 17	Levitan, Chen.....	2013
Hofelich, Kurt.....	1989	Talley, Ethan.....	2019, 20, 21	Lutz, Andrew.....	2014, 15
Houghton, Gary.....	1982	Terpstra, Mike.....	1990, 91	Martin, Conor.....	2006, 07, 08
Howard, Justin.....	2020, 21	Tholen, John.....	2009, 10, 11, 12, 13	Martin, Sean.....	2010, 11
Hughes, Shawn.....	2017, 18, 19, 20	Thomas, Sanil.....	2016, 17, 18, 19	Mathews, Daniel.....	2006, 07, 08
Hurst, Jeff.....	1989	Tobkin, Jason.....	2007, 08, 09, 10, 11	McLain, Ross.....	1997
Jandasek, David.....	1981, 82, 83, 84	Tompkins, Matthew.....	2020, 21	McMillan, Colin.....	1997, 98, 99
Johnson, Miles.....	2014, 15, 16, 17	Trantow, Tom.....	1999, 01, 02, 03	Meidel, Luke.....	2019, 20, 21
Johnwick, Bryan.....	1996	Tublin, Josh.....	2014, 15, 16, 17	Meske, Daniel.....	2005, 06, 07
Judkins, Alex.....	2013	Vallis, Mitch.....	2013, 14	Mihacevich, Dan.....	1995, 96, 97
Kaneps, Eric.....	1989	Versen, Brett.....	2004, 05, 06, 07, 08	Mikesch, Parker.....	2020, 21
Katz, Stuart.....	2002, 03, 04, 05, 06	Versen, Ryan.....	2007, 08, 09	Moothart, Chase.....	2019
Kehoe, Steven.....	2007, 08, 09, 10, 11	Wauligman, Michael.....	2005	Murphy, Robbie.....	2019, 20, 21
Kerewich, Phil.....	1996	Wilson, Nate.....	2021	Newton, Jonathan.....	2013
Knuttila, Nathan.....	2012	Winer, Eliot.....	1989, 90, 91, 92	Overman, Grayson.....	2011, 12, 13
Koterba, Jeff.....	1996, 97, 98	Wolmering, Jamie.....	2018, 19, 20	Palm, Coleman.....	2012
Kues, Brian.....	2007, 08, 09, 10	Wright, Michael.....	2021	Peckham, Mark.....	2002, 03, 04
Kues, Derek.....	2010, 11, 12, 13			Petrie, Trent.....	1985
Laffin, Nick.....	2015, 16			Piechowski, Michael.....	2012, 13, 14
Lallemand, Martin.....	2018, 19, 20, 21			Potter, Steve.....	1993, 94, 95
Leeson, Blake.....	2015, 16, 17, 18, 19			Randolph, Greg.....	2003
Lentin, Luke.....	2019, 20, 21			Read, T.J.....	2014
Lehman, Greg.....	1997, 98, 99, 00, 01			Ryan, Sean.....	2020, 21
Lewis, Brandon.....	1993			Samarin, Aaron.....	2016, 17, 18, 19
Levitan, Chen.....	2012, 13			Sangrey, Shawn.....	2011
Lindner, Philip.....	1984			Schoenfeldt, Ted.....	2008, 09, 10
Lutz, Andrew.....	2012, 14, 15			Spitznagle, Adam.....	1994, 95, 96
Martin, Conor.....	2005, 06, 07, 08, 11			Stefani, Mike.....	2011, 13
Martin, Sean.....	2010			Stevens, Sam.....	2004
Mathews, Daniel.....	2005, 06, 07, 08			Stevens, Jack.....	2020, 21
McLain, Ross.....	1996, 97			Strapko, Matt.....	2001, 03
McCormick, Blake.....	2008			Szerszen, Nicolas.....	2016, 17, 18
McMillian, Colin.....	1996, 97, 98, 99			Taig, Darcy.....	2017
Meidel, Luke.....	2018, 19, 20, 21			Talley, Ethan.....	2020, 21
Meske, Daniel.....	2004, 05, 06, 07			Tholen, John.....	2010, 11, 12, 13
Mihacevich, Dan.....	1994, 96, 97			Thomas, Sanil.....	2017, 18, 19
Mikesch, Parker.....	2019, 20, 21			Tobkin, Jason.....	2008, 09, 10, 11
Mohr, Garrett.....	2014			Tompkins, Matthew.....	2021
Moothart, Chase.....	2018, 19			Trantow, Tom.....	2001, 02, 03
Murphy, Matthew.....	1981, 82			Tublin, Josh.....	2015, 16, 17
Murphy, Robbie.....	2018, 19, 21			Versen, Brett.....	2005, 06, 07, 08
Newton, Jonathan.....	2013, 14			Versen, Ryan.....	2008, 09
Overman, Grayson.....	2010, 11, 12, 13			Wauligman, Mike.....	2005
Palm, Coleman.....	2012			Winer, Eliot.....	1991, 92
Peckham, Mark.....	2001, 02, 03, 04			Wolmering, Jamie.....	2018, 19, 20
Pederson, Adam.....	2001			Wright, Michael.....	2021
Petrie, Trent.....	1984			Yerington, Zach.....	2017
Piechowski, Michael.....	2011, 12, 13, 14				
Pincura, Scott.....	1991				
Platfoot, Noah.....	2021				
Poole, Thomas.....	2021				
Potter, Steve.....	1992, 93, 94				
		ACADEMIC ALL-BIG TEN			
		Aja, Angel.....	1998, 99, 2000		
		Albertson, John.....	2006, 07, 08, 09		
		Alter, Tyler.....	2020		
		Baker, Danny.....	2013		
		Bengoa, Jose.....	1995, 96, 97		
		Blough, Christy.....	2015, 16, 17		
		Brooks, Todd.....	1990, 91, 92		
		Bruggemann, Jason.....	2018, 19		
		Cash, Rhett.....	2011		
		Cole, Andy.....	2004, 05		
		Clark, Samuel.....	2021		
		Devilbiss, Reese.....	2018, 19, 20		
		Dillon, Aaron.....	2001, 02, 03		
		Dreven, Layne.....	2004, 05, 06, 07		
		Eastman, Jay.....	1993, 94		
		Edwards, Peter.....	2016		
		Esteves, Rene'.....	1998, 99		
		Fash, Chris.....	1998, 2000, 01		
		Freier, Dale.....	2009, 10, 11		
		Garcia, Ricardo.....	2002, 03, 04		
		Gerwig, Austin.....	2020, 21		
		Gibson, Nick.....	2011, 12, 13		
		Greaves, Mark.....	2004, 05		
		Guessous, Driss.....	2014, 15, 16, 17		
		Hanes, Jake.....	2018		
		Hankey, Matt.....	2005, 06, 07		
		Heine, Kevin.....	2008, 09, 10, 11		
		Heinen, Peter.....	2012, 13, 14		
		Henchy, Michael.....	2013, 14, 15		
		Henken, Paul.....	2018		
		Herget, Todd.....	2019		
		Herron, Shawn.....	2012, 14, 15		
		Hervoir, Maxime.....	2018		
				ACADEMIC ALL-MIVA (Since 2006)	
				Albertson, John.....	2006, 07, 08, 09
				Alter, Tyler.....	2020
				Baker, Danny.....	2012, 13, 14



HONORS & HISTORY

Blough, Christy	2014, 15, 16, 17
Brandel, Dan	2008
Bruggemann, Jason	2018, 19
Cash, Rhett	2010, 11
Clark, Dejon	2017
Clark, Samuel	2020, 21
Cole, Andy	2006
Crockett, Aidan	2013, 14
Devilbiss, Reese	2017, 18, 19, 20
Dreven, Layne	2006, 07
Edwards, Peter	2016
Eichel, Will	2016
El Shafei, Samer	2008
Freier, Dale	2009, 10, 11
Genn, Ryan	2015
Gerwig, Austin	2019, 20, 21
Gibson, Nick	2010, 11, 12, 13
Greaves, Mark	2006
Guessous, Driss	2013, 14, 15, 16, 17
Hanes, Jake	2017, 18
Hankey, Matthew	2006, 07
Heine, Kevin	2007, 08, 09, 10, 11
Heinen, Peter	2011, 12, 13, 14
Henchy, Michael	2012, 13, 14, 15
Henken, Paul	2017, 18
Herget, Todd	2018, 19
Herron, Shawn	2012, 13, 14, 15
Hervoir, Maxime	2017, 18
Hillman, Andrew	2017, 18, 19, 20
Howard, Justin	2020, 21
Hughes, Shawn	2017, 18, 19, 20
Johnson, Miles	2014, 15, 16, 17
Judkins, Alex	2013
Katz, Stuart	2006
Kehoe, Steve	2007, 08, 09, 10, 11
Kues, Brian	2007, 08, 09, 10
Kues, Derek	2010, 11, 12, 13
Laffin, Nick	2015, 16
Lallemand, Martin	2018, 19, 20, 21
Lentin, Luke	2019, 20, 21
Leeson, Blake	2016, 17, 18, 19
Levitan, Chen	2012, 13
Lutz, Andrew	2010, 11, 14, 15
Martin, Conor	2006, 07, 08
Martin, Sean	2010, 11
Mathews, Daniel	2006, 07, 08
McCormick, Blake	2008
Meidel, Luke	2018, 19, 20, 21
Meske, Daniel	2006, 07
Mikesch, Parker	2019, 20, 21
Mohr, Garrett	2014
Moothart, Chase	2018, 19
Murphy, Robbie	2018, 19, 20, 21
Newton, Jonathan	2013, 14
Overman, Grayson	2010, 11, 12, 13
Palm, Coleman	2011, 12
Pasteur, Jacob	2021
Piechowski, Michael	2011, 12, 13, 14
Platfoot, Noah	2021
Poole, Thomas	2021
Read, T.J.	2014
Ryan, Sean	2020, 21
Samarin, Aaron	2015, 16, 17, 18, 19
Sangrey, Shawn	2011
Schoenfeldt, Ted	2007, 08, 09, 10
Siapanis, Sotiris	2021
Stefani, Mike	2010, 11, 13
Stevens, Tyler	2006
Stevens, Jack	2020, 21
Szerszen, Nicolas	2015, 16, 17, 18

Taig, Darcy	2016, 17
Talley, Ethan	2020, 21
Thomas, Sanil	2016, 17, 18, 19
Tholen, John	2009, 10, 11, 12, 13
Tobkin, Jason	2007, 08, 09, 10, 11
Tompkins, Matthew	2020, 21
Tublin, Josh	2014, 15, 16, 17
Vallis, Mitch	2014
Velez, Alex	2011
Versen, Brett	2006, 07, 08
Versen, Ryan	2007, 08, 09
Wilson, Nate	2021
Wimmers, Mark	2008
Wolmering, Jamie	2018, 19, 20
Wright, Michael	2020, 21

OHIO STATE FINAL AVCA RANKING BY YEAR

Year	Final Ranking	Year	Final Ranking
1986	9	2004	11
1987	11	2005	9
1988	11	2006	15
1989	14	2007	9
1990	19	2008	7
1991	15	2009	10
1992	14	2010	10
1993	13	2011	1
1994	14	2012	9
1995	15	2013	15
1996	11	2014	NR
1997	NR	2015	10
1998	6	2016	1
1999	8	2017	1
2000	2	2018	4
2001	9	2019	NR
2002	10	2020	NR
2003	15	2021	NR

OHIO STATE MEN'S VOLLEYBALL HISTORY

First Year	1968
All-Time Record (Years)	1,126-474-3, .704 (54)
MIVA Record	466-136, .774 (54)
St. John Arena Record (Yrs)	566-110, .837 (54)
Covelli Center (Yrs)	20-18 (2)
AVCA All-Americans since 1998	31 honors by 17 different Buckeyes
All-MIVA Selections	197
MIVA Championships	27
(1969-72c-75c-76c-77-78-81-82-83-86-87-93c-95c-96c-98-99-2000-04-07-08-09-10-11-12-16-17-18c)	c indicates co-championship
MIVA Tournament Championships	17
(1969-81-82-83-86-87-93-2000-01-05-08-09-10-11-16-17-18)	
NCAA Tournament Appearances	21
(1975-76-77-78-80-81-82-83-86-87-93-2000-01-05-08-09-10-11-16-17-18)	
NCAA Semifinals Appearances	21
(1975-76-77-78-80-81-82-83-86-87-93-2000-01-05-08-09-10-11-16-17-18)	
NCAA Finals Appearances	5
(1977, 2000, 11, 16, 17)	
NCAA Championships	3
(2011, 16, 17)	



TEAM RECORDS

MATCH RECORDS

KILLS

1	138	at Lewis	2-1-98
2	136	USC	1-24-97
3	131	vs. Loyola-Chicago	4-17-98
4	124	at Brigham Young	3-24-00
5	120	Fort Wayne	1-22-00
	120	vs. Penn State	2-13-99
7	119	Lewis	4-10-99
8	117	Ball State	4-17-92
9	115	Brigham Young	1-16-99
	115	Ball State	3-29-89

TOTAL ATTEMPTS

1	259	at Lewis	2-1-98
2	258	vs. Loyola-Chicago	4-17-98
3	254	USC	1-24-97
4	238	vs. Fort Wayne	4-24-93
5	236	at Pacific	3-19-94
6	234	at Brigham Young	3-23-91
7	232	at Ball State	1-16-89
8	231	at Ball State	4-19-91
9	228	Ball State	4-17-92
10	226	at Penn State	1-24-92

ATTACK PERCENTAGE

			K-E-TA
1	.671	at Mercyhurst	57-6-76 1-15-97
2	.619	MSOE	44-5-63 1-5-07
3	.594	vs. American (Puerto Rico)	44-6-64 1-14-00
4	.585	at Rutgers-Newark	62-7-94 2-19-00
5	.575	Mercyhurst	56-10-80 1-28-00
6	.573	Fort Wayne	51-8-75 4-12-02
7	.571	at Thomas More	44-8-63 1-30-97
8	.569	Clarke	45-8-65 1-10-07
9	.562	Wisconsin-Milwaukee	50-9-73 4-15-95
10	.550	Clarke	52-8-80 3-27-02

ASSISTS

1	135	at Lewis	2-1-98
2	131	USC	1-24-97
3	126	vs. Loyola-Chicago	4-17-98
4	116	at Brigham Young	3-24-00
5	111	Fort Wayne	1-22-00
6	110	Lewis	4-10-99
	110	Ball State	3-29-89
	110	vs. Penn State	2-13-99
9	108	Lewis	4-4-98
10	107	Loyola-Chicago	2-6-99

ACES

1	17	Thomas More	3-28-95
2	15	Limestone	1-16-15
	15	MSOE	1-5-07
	15	Clarke	3-2-05
	15	at Pacific	3-17-01
6	14	at USC	3-9-19
	14	at Loyola Chicago	2-24-18
	14	Saint Francis	2-15-15
9	13	Princeton	4-8-11
	13	Clarke	1-10-07
	13	vs. Santa Cruz	3-19-94
	13	Fort Wayne	4-21-89
	13	Graceland	3-27-89

DIGS

1	105	Rutgers-Newark	1-28-90
2	92	at Brigham Young	3-23-91
3	90	Ball State	3-29-89
4	85	at Penn State	1-24-92
5	81	Loyola Chicago	4-12-97
	81	at Pacific	3-19-94
	81	Brigham Young	1-30-91
	81	Ball State	1-17-90
9	80	vs. Penn State	2-23-91
10	78	at UC Santa Cruz	3-21-93
	78	at George Mason	2-24-90

SOLO BLOCKS

1	17	at Fort Wayne	3-3-89
2	15	at Fort Wayne	3-9-90
3	14	at Penn State	1-24-92
4	12	at Mercyhurst	2-18-99
	12	at Fort Wayne	1-27-90
6	11	at Quincy	2-11-96
	11	vs. USC	1-31-92
	11	at Santa Cruz	3-24-91
	11	at Fort Wayne	1-21-89
10	10	Brigham Young	1-15-99
	10	USC	1-24-97
	10	Loyola-Chicago	2-23-96
	10	Lewis	3-6-94
	10	at Navy	2-19-93

ASSIST BLOCKS

1	50	Wisconsin-Milwaukee	1-15-93
2	47	Lewis	4-10-99
3	42	at Fort Wayne	4-13-91
4	41	Rutgers-Newark	1-17-02
	41	at Fort Wayne	1-29-99
6	40	at Lewis	2-1-04
7	38	Clarke	3-2-01
8	37	vs. Fort Wayne	4-24-93
	37	UC Santa Cruz	3-29-93
10	36	Lewis	4-4-09
	36	at Rutgers-Newark	2-12-99

TOTAL BLOCKS

1	30.5	Lewis	4-10-99
2	28.0	Wisconsin-Milwaukee	1-15-93
3	26.5	vs. Fort Wayne	4-24-93
4	26.0	Penn State	3-31-94
	26.0	at UC Santa Cruz	3-21-93
6	24.5	at Fort Wayne	1-29-99
7	24.0	East Stroudsburg	3-25-96
8	23.5	at Lewis	2-27-99
	23.5	Penn State	4-10-96
10	23.0	Brigham Young	1-15-99
	23.0	at IFPW	4-13-91



INDIVIDUAL RECORDS

MATCH RECORDS

KILLS

1	43	Dan Mihacevich, USC.....	1-24-97
2	41	Jeff Hurst, Ball State.....	3-29-89
3	39	Chris Fash, at Brigham Young.....	3-24-00
4	38	Chris Fash, vs. Ball State.....	4-23-99
	38	John Loftus, vs. Fort Wayne.....	1-29-89
6	37	Dan Mihacevich, Ball State.....	4-7-95
7	35	John Loftus, at Ball State.....	1-16-89
8	34	Phil Kerewich, at Wisconsin-Milwaukee.....	2-3-96
	34	Rob Burton, Ball State.....	4-19-91
	34	John Loftus, Ball State.....	3-29-89

ATTACK ATTEMPTS

1	81	Dan Mihacevich, USC.....	1-24-97
2	79	John Loftus, vs. Fort Wayne.....	1-29-89
3	75	John Loftus, at Ball State.....	1-16-89
4	74	Shawn Sangrey, Lewis.....	4-28-12
5	71	Jose' Bengoa, at Pacific.....	3-19-94
6	70	Jeff Koterba, vs. Loyola-Chicago.....	4-17-98
	70	Jeff Hurst, Ball State.....	3-29-89
	70	Jeff Hurst, at Ball State.....	1-16-89
9	68	Dan Mihacevich, Lewis.....	2-8-97
10	67	Steve Potter, Penn State.....	3-31-94

ATTACK PERCENTAGE (Min. 10 Attempts).....K-E-TA

11.000	Ethan Talley.....	10-0-10.....	3-1-19	
1.000	Mik Berzins, Quincy.....	13-0-13.....	2-10-11	
1.000	Layne Dreven, at Findlay ...	10-0-10.....	3-25-05	
1.000	Colin McMillan, Tri-State....	10-0-10.....	1-10-98	
1.000	Gary Wrobel, Thomas More.....	10-0-10.....	10-0-10	
6 .929	Gary Wrobel, Quincy.....	13-0-14.....	2-23-97	
7 .917	Pieter Olree, Clarke.....	11-0-12.....	3-27-02	
	.917	Colin McMillan, at Wisconsin-Milwaukee.....	11-0-12.....	2-14-97
9	900	Ben Spurlock, at Rutgers-Newark.....	9-0-10.....	3-21-09
	.900	Ben Spurlock Carthage.....	9-0-10.....	3-5-06
	.900	Rene' Esteves, Ball State.....	9-0-10.....	4-8-00
	.900	Rene' Esteves, at Clarke.....	9-0-10.....	2-4-00
	.900	Jose Rivera, Marycrest.....	9-0-10.....	1-11-97

ASSISTS

1	124	Angel Aja, at Lewis.....	2-1-98
	124	Angel Aja, USC.....	1-24-97
3	123	Angel Aja, vs. Loyola-Chicago.....	4-17-98
4	107	Angel Aja, at Brigham Young.....	3-24-00
5	104	Angel Aja, Lewis.....	4-4-98
6	103	Angel Aja, Indiana-Purdue.....	1-22-00
	103	Angel Aja, Lewis.....	4-10-99
	103	Kurt Hofelich, Ball State.....	3-29-89
9	101	Angel Aja, vs. Penn State.....	2-13-99
	101	Angel Aja, Brigham Young.....	1-16-99

ACES

1	8	Jake Hanes, vs. UC Irvine.....	5-1-18
8	8	Jason Tobkin, Princeton.....	4-8-11
3	7	Christian Franceschi, Ball State.....	2-6-16
7	7	Pieter Olree, at Pacific.....	3-17-01
5	6	Nicolas Szerszen, at Lindenwood.....	3-25-18
6	6	Nicolas Szerszen, at Stanford.....	1-14-17
6	6	Andrew Lutz, Quincy.....	4-12-13
6	6	Steve Potter, Fort Wayne.....	4-5-95

DIGS

1	32	Craig Geibel, at UC Santa Cruz.....	3-21-93
2	27	Jeff Hurst, Ball State.....	3-29-89
3	26	Mik Berzins, at Fort Wayne.....	3-6-10
4	24	Brennan Anderson, Fort Wayne.....	2-15-13
5	23	Jose' Bengoa, at Pacific.....	3-19-94
	23	Mike Terpstra, Brigham Young.....	1-30-91
7	22	Jose Pereira, Loyola-Chicago.....	4-12-97
	22	David Frette, Ball State.....	1-17-90
9	21	Gabriel Domecus, Lewis.....	3-13-15
	21	Jose' Bengoa, at Loyola-Chicago.....	4-4-96
	21	Mike Terpstra, at Brigham Young.....	3-22-91
	21	Jeff Hurst, at Fort Wayne.....	1-21-89

SOLO BLOCKS

1	7	Brandt Kleinschmidt vs. Southern Cal.....	1-31-92
2	6	Eliot Winer, at Penn State.....	1-24-92
3	5	Rene' Esteves, at Mercyhurst.....	2-18-99
5	5	Adam Spitznagle, George Mason.....	3-30-95
5	5	David Frette, at Ball State.....	4-10-91
5	5	David Frette, at Fort Wayne.....	1-24-91
5	5	David Frette, at Fort Wayne.....	1-27-90
5	5	Chris VanArsdale, at Fort Wayne.....	3-3-89
9	4	(20 tied at 4)	

ASSIST BLOCKS

1	14	Grayson Overman, vs. George Mason.....	1-26-10
2	13	Scott Spurlock, at Lewis.....	2-1-04
	13	Colin McMillan, at Fort Wayne.....	1-29-99
	13	Colin McMillan, Juniata.....	3-11-98
	13	Tom Hoff, vs. Fort Wayne.....	4-24-93
	13	Jon Yunker, UC Santa Cruz.....	3-29-93
7	12	Brett Hamilton, Rutgers-Newark.....	1-17-02
	12	Rene' Esteves, Lewis.....	4-10-99
	12	Rene' Esteves, at Lewis.....	2-27-99
	12	Colin McMillan, at Rutgers-Newark.....	2-12-99

TOTAL BLOCKS.....BS-BA

1	15	Grayson Overman vs. George Mason.....	1-14.....	2-26-10
	15	Rene' Esteves, at Lewis.....	3-12.....	2-27-99
	15	David Frette, at Ball State.....	5-10.....	4-10-91
	15	Tom Hoff, vs. Fort Wayne ...	2-13.....	4-24-93
5	14	Rene' Esteves, Lewis.....	2-12.....	4-10-99
	14	Jon Yunker, at UC Santa Cruz.....		1-13
7	13	Scott Spurlock, at Lewis.....	0-13.....	2-1-04
	13	Colin McMillan, at Fort Wayne.....		0-13
	13	Colin McMillan, Juniata.....	0-13.....	3-11-98
	13	Jon Yunker, UC Santa Cruz.....	0-13.....	3-29-93



INDIVIDUAL RECORDS

POINTS	K-A-BS-BA
1 48.0	Dan Mihacevich, Southern Cal 43-1-3-2 1-24-97
2 43.0	Chris Fash, at Brigham Young 39-1-1-4 3-24-00
3 42.5	Jeff Hurst, Ball State 41-1-0-1 3-29-89
4 40.0	Chris Fash, Ball State 38-1-0-2 4-23-99
40.0	Dan Mihacevich, Ball State 37-0-1-4 4-7-95
40.0	John Loftus, at Ball State 35-3-0-4 1-16-89
7 39.5	John Loftus, vs. Fort Wayne 38-0-0-3 1-29-89
8 38.5	Steve Potter, Penn State 33-1-2-5 3-31-94
9 37.5	Phil Kerewich, at UW-Milwaukee 34-0-0-7 2-3-96
37.5	Tom Hoff, at Fort Wayne 29-0-2-13 4-24-93
37.5	Rob Burton, Ball State 34-1-1-3 4-18-91

SEASON RECORDS

KILLS

1 614	Pieter Olree 2002
2 568	Steve Potter 1994
3 548	Shawn Sangrey 2012
4 513	Nicolas Szerszen 2016
5 501	Jose' Bengoa 1994
6 499	Chris Fash 2000
7 490	Tom Hoff 1993
8 468	Dan Mihacevich 1996
9 465	Jeff Koterba 1998
465	Steve Potter 1995
11 446	Pieter Olree 2000
12 440	Nicolas Szerszen 2017
13 438	Rene' Esteves 1999
14 433	Miles Johnson 2017
15 430	Shawn Sangrey 2010
16 424	Miles Johnson 2016
17 422	Mark Greaves 2005
18 416	John Loftus 1989
19 406	Nicolas Szerszen 2018
20 403	Rene' Esteves 1998

KILLS PER SET (Min. 200 Kills)

Kills-Sets	
1 5.70	Jeff Hurst 365-64 1989
2 5.55	John Loftus 416-75 1989
3 5.69	Pieter Olree 614-108 2002
4 5.42	Chris Fash 499-92 2000
5 5.16	Steve Potter 568-110 1994
6 5.06	Chris Fash 329-65 1999
7 5.05	Jeff Koterba 465-92 1998
8 5.03	Shawn Sangrey 548-109 2012
9 4.98	Dan Mihacevich 468-94 1996
10 4.95	Steve Potter 465-94 1995
11 4.90	Pieter Olree 446-91 2000
12 4.81	Dan Mihacevich 346-72 1997
13 4.76	Rene' Esteves 438-92 1999
14 4.73	Shawn Sangrey 430-91 2010
15 4.43	Chris Fash 390-88 2001
16 4.39	Jose Bengoa 501-114 1994
17 4.36	Jake Hanes 340-78 2019
4.36	Tom Trantow 384-88 2003
19 4.35	Mark Greaves 321-85 2005
20 4.31	Nicolas Szerszen 513-119 2016
4.31	Jose Bengoa 371-86 1996

ATTACK ATTEMPTS

1 1,203	Shawn Sangrey 2012
2 1,118	Steve Potter 1994
3 1,110	Pieter Olree 2002
4 1,010	Jose' Bengoa 1994
5 982	Nicolas Szerszen 2016
6 945	John Loftus 1989
7 931	Dan Mihacevich 1996
8 917	Craig Geibel 1993
9 916	Chris Fash 2000
10 915	Robbie Klein 2008
11 914	Steve Potter 1995
12 913	Shawn Sangrey 2010
13 901	Tom Hoff 1993
14 886	Jeff Koterba 1998
15 876	Miles Johnson 2017
16 861	Miles Johnson 2016
17 858	Jake Hanes 2018
18 847	Pieter Olree 2000
847	Rob Burton 1990
20 846	Andrew Lutz 2014

ATTACK PERCENTAGE (Min. 200 kills)

Kills-Errors-Attempts	
1 .534	Layne Dreven 206-31-328 2007
2 .526	Rene' Esteves 330-55-523 2000
3 .518	Colin McMillan 349-41-595 2000
4 .503	Adam Pedersen 209-36-344 2002
5 .478	Adam Pedersen 216-41-366 2003
6 .475	Layne Dreven 230-47-385 2005
7 .473	Driss Guessous 202-44-334 2017
8 .465	Rene' Esteves 438-98-731 1999
9 .464	Rene' Esteves 403-95-664 1998
.464	Eduardo Marxuach 324-70-548 1996
11 .463	Kevin Heine 242-57-400 2011
12 .459	Todd Hill 203-51-331 2001
13 .458	Colin McMillan 323-60-574 1998
14 .455	Colin McMillan 345-70-604 1999
15 .446	Driss Guessous 264-64-448 2014
16 .422	Gary Wrobel 285-79-488 1996
17 .412	John Albertson 226-60-403 2007
18 .410	Scott Spurlock 207-50-383 2004
19 .398	Scott Spurlock 212-53-399 2005
20 .396	Eduardo Marxuach 332-98-566 1995

ASSISTS

1 1,920	Angel Aja 1999
2 1,813	Adam Spitznagle 1994
3 1,770	Angel Aja 2000
4 1,695	Angel Aja 1998
5 1,651	Adam Spitznagle 1996
6 1,588	Adam Spitznagle 1993
7 1,476	Adam Spitznagle 1995
8 1,454	Daniel Mathews 2005
9 1,421	Mark Peckham 2002
10 1,412	Angel Aja 1997
11 1,408	Daniel Mathews 2006
12 1,391	Steven Kehoe 2010
13 1,377	Mark Peckham 2003
14 1,349	Mark Peckham 2004



INDIVIDUAL RECORDS

15	1,318	Steven Kehoe.....	2011
16	1,309	Sanil Thomas.....	2018
17	1,305	Chuck Voss.....	1991
18	1,263	Daniel Mathews.....	2007
19	1,218	Steven Kehoe.....	2009
20	1,199	Christy Blough.....	2016

ASSISTS PER SET (Min. 1,000)..... Assists-Sets

1	19.59	Angel Aja.....	1,920-98.....	1999
2	19.24	Angel Aja.....	1,770-92.....	2000
3	18.42	Angel Aja.....	1,695-92.....	1998
4	17.02	Adam Spitznagle.....	1,651-97.....	1996
5	16.61	Angel Aja.....	1,412-85.....	1997
6	16.22	Adam Spitznagle.....	1,476-91.....	1995
7	15.93	Kurt Hofelich.....	1,163-73.....	1989
8	15.36	Adam Spitznagle.....	1,813-118.....	1994
9	14.66	Chuck Voss.....	1,305-89.....	1991
10	14.31	Adam Spitznagle.....	1,588-111.....	1993
11	13.63	Mark Peckham.....	1,377-101.....	2003
12	13.41	Mark Peckham.....	1,421-106.....	2002
13	13.38	Steven Kehoe.....	1,391-104.....	2010
14	13.30	Chuck Voss.....	1,117-84.....	1992
15	13.10	Daniel Mathews.....	1,263-95.....	2007
	13.10	Daniel Mathews.....	1,454-111.....	2005
	13.10	Mark Peckham.....	1,349-103.....	2004
18	12.83	Todd Brooks.....	1,103-86.....	1990
19	12.69	Steven Kehoe.....	1,218-96.....	2009
20	12.57	Daniel Mathews.....	1,408-112.....	2006

ACES

1	75	Nicolas Szerszen.....	2017
2	63	Nicolas Szerszen.....	2016
3	60	Nicolas Szerszen.....	2018
4	51	Tom Trantow.....	2002
5	50	Miles Johnson.....	2017
6	49	Jake Hanes.....	2018
7	47	Steve Potter.....	1995
8	46	Christian Franceschi.....	2016
	46	Miles Johnson.....	2016
10	45	Miles Johnson.....	2015
	45	Steve Potter.....	1994
12	44	Robbie Klein.....	2007
13	40	Michael Henchy.....	2015
	40	Nicolas Szerszen.....	2015
	40	Pieter Olree.....	2002
16	38	Steven Kehoe.....	2010
	38	Pieter Olree.....	2001
18	37	Greg Lehman.....	2001
19	36	Mark Greaves.....	2004
20	35	Daniel Mathews.....	2007

ACES PER SET (Min. 20)..... Aces-Set

1	.64	Nicolas Szerszen.....	75-118.....	2017
2	.56	Nicolas Szerszen.....	60-108.....	2018
3	.53	Nicolas Szerszen.....	63-119.....	2016
4	.50	Steve Potter.....	47-94.....	1995
5	.48	Tom Trantow.....	51-106.....	2002
6	.46	Robbie Klein.....	44-95.....	2007
7	.45	Jake Hanes.....	49-109.....	2018
8	.44	Jake Hanes.....	34-78.....	2019
	.44	Miles Johnson.....	50-113.....	2017
10	.43	Miles Johnson.....	43-99.....	2015

11	.41	Steve Potter.....	45-110.....	1994
12	.40	Christian Franceschi.....	46-114.....	2016
13	.39	Miles Johnson.....	46-118.....	2016
	.39	Nicolas Szerszen.....	40-103.....	2015
	.39	Greg Lehman.....	37-94.....	2001
	.39	Pieter Olree.....	38-98.....	2001
17	.37	Michael Henchy.....	40-107.....	2015
	.37	Steven Kehoe.....	38-104.....	2010
	.37	Daniel Mathews.....	35-95.....	2007
	.37	Pieter Olree.....	40-108.....	2002

DIGS

1	339	Craig Geibel.....	1993
2	290	Brennan Anderson.....	2013
3	262	Jose' Bengoa.....	1994
4	250	Gabriel Domecus.....	2016
5	242	Craig Geibel.....	1992
6	241	Mike Terpstra.....	1991
7	236	Nicolas Szerszen.....	2018
8	235	Mik Berzins.....	2012
9	232	Mik Berzins.....	2010
10	230	Gabriel Domecus.....	2017
11	225	Mik Berzins.....	2009
12	224	Aaron Samarin.....	2018
	224	Conor Martin.....	2008
14	216	Sanil Thomas.....	2018
15	211	Stuart Katz.....	2006
16	209	Shawn Sangrey.....	2012
17	208	Gabriel Domecus.....	2015
18	207	Jose' Bengoa.....	1996
19	206	Nicolas Szerszen.....	2016
20	205	Jose Rivera.....	2000
	205	David Frette.....	1991

DIGS PER SET (Min. 150)..... Digs-Sets

1	3.12	Brennan Anderson.....	290-93.....	2013
2	2.83	Craig Geibel.....	339-120.....	1993
3	2.68	Mike Terpstra.....	241-90.....	1991
	2.68	Jeff Hurst.....	177-68.....	1989
5	2.65	Mik Berzins.....	225-85.....	2009
6	2.52	Mik Berzins.....	232-92.....	2010
7	2.41	Phil Kerewich.....	176-73.....	1998
	2.41	Jose' Bengoa.....	207-86.....	1996
9	2.37	Craig Geibel.....	242-102.....	1992
10	2.36	Phil Kerewich.....	182-77.....	1999
11	2.32	Jose Rivera.....	153-66.....	1999
12	2.31	Conor Martin.....	224-97.....	2008
13	2.30	Jose' Bengoa.....	262-114.....	1994
14	2.25	Jose Rivera.....	205-91.....	2000
15	2.24	John Cummings.....	179-80.....	1991
16	2.22	Dan Mihacevich.....	160-72.....	1997
17	2.19	Nicolas Szerszen.....	236-108.....	2018
18	2.15	Pieter Olree.....	196-91.....	2000
19	2.14	David Frette.....	205-96.....	1991
20	2.12	Gabriel Domecus.....	250-118.....	2016



INDIVIDUAL RECORDS

SOLO BLOCKS

1	41	David Frette	1991
2	36	David Frette	1990
3	33	Rene' Esteves	1999
	33	Jon Yunker	1993
5	32	Tom Hoff	1993
6	31	Gary Wrobel	1996
7	30	Driss Guessous	2017
8	28	Jon Yunker	1994
9	26	Shawn Herron	2015
10	25	Eliot Winer	1992
	25	David Frette	1989
12	24	Driss Guessous	2014
	24	Grayson Overman	2013
	24	Rene' Esteves	1998
	24	Colin McMillan	1998
16	23	Blake Leeson	2017
	23	Jose Bengoa	1994
	23	Brandt Kleinschmidt	1992
19	22	Rene' Gesteves	2000
	22	Craig Geibel	1993

ASSIST BLOCKS

1	166	Jon Yunker	1993
2	152	Tom Hoff	1993
3	151	Colin McMillan	2000
4	139	Layne Dreven	2005
	139	Todd Hill	2001
6	132	Colin McMillan	1999
7	131	Scott Spurlock	2004
8	128	John Albertson	2006
9	126	David Frette	1991
10	123	Scott Spurlock	2005
	123	Adam Pedersen	2001
12	120	Rene' Esteves	1999
	120	Jon Yunker	1994
14	117	John Albertson	2007
	117	Rene' Esteves	1998
16	112	Brett Hamilton	2002
	112	Colin McMillan	1998
	112	Gary Wrobel	1996
19	111	Gary Wrobel	1995
20	107	Rene' Esteves	2000

TOTAL BLOCKS.....Solos-Assists

1	199	Jon Yunker	33-166	1993
2	184	Tom Hoff	32-152	1993
3	168	Colin McMillan	17-151	2000
4	167	David Frette	41-126	1991
5	153	Rene' Esteves	33-120	1999
6	150	Todd Hill	11-139	2001
7	148	Jon Yunker	28-120	1994
8	146	Colin McMillan	14-132	1999
9	145	Layne Dreven	6-139	2005
10	143	Gary Wrobel	31-112	1996
11	141	Rene' Esteves	24-117	1998
12	138	Scott Spurlock	7-131	2004
13	137	John Albertson	9-128	2006
14	136	Colin McMillan	24-112	1998
15	135	Adam Pedersen	12-123	2001
16	129	Scott Spurlock	6-123	2005

129	Rene' Esteves	22-107	2000	
18	128	Gary Wrobel	17-111	1995
19	126	John Albertson	9-117	2007
	126	Eliot Winer	25-101	1992

BLOCKS PER SET (Min. 100).....Solos-Assists-Total-Sets

1	1.81	Colin McMillan	17-151-168-93	2000
2	1.76	Jon Yunker	33-166-199-113	1993
3	1.74	David Frette	41-126-167-96	1991
4	1.66	Rene' Esteves	33-120-153-92	1999
5	1.61	Tom Hoff	32-152-184-114	1993
6	1.60	Colin McMillan	14-132-146-91	1999
7	1.52	Todd Hill	11-139-150-99	2001
8	1.48	Rene' Esteves	24-117-141-95	1998
	1.48	Eduardo Marxuach	21-103-124-84	1996
10	1.47	Jon Yunker	28-120-148-101	1994
11	1.43	Gary Wrobel	31-113-143-100	1996
12	1.42	Rene' Esteves	22-107-129-91	2000
13	1.40	John Albertson	9-128-137-98	2006
	1.40	Colin McMillan	24-112-136-97	1998
15	1.39	Scott Spurlock	7-131-138-99	2004
16	1.38	Adam Pedersen	12-123-135-98	2001
17	1.37	Layne Dreven	6-139-145-106	2005
18	1.34	John Albertson	9-117-126-94	2007
	1.34	David Frette	36-86-122-91	1990
20	1.30	Eliot Winer	25-101-126-97	1992

POINTSKills-Aces-Solos-Assists

1	696.0	Pieter Olree	614-20-2-80	2002
2	666.5	Steve Potter	568-45-18-71	1994
3	617.0	Tom Hoff	490-19-32-152	1993
4	616.5	Shawn Sangrey	548-31-7-61	2012
5	611.0	Nicolas Szerszen	513-63-13-44	2016
6	578.5	Jose Bengoa	501-22-23-65	1994
7	575.0	Chris Fash	499-24-8-88	2000
8	557.5	Steve Potter	465-47-12-67	1995
9	541.0	Nicolas Szerszen	440-75-7-38	2017
10	535.0	Rene' Esteves	438-4-33-120	1999
11	532.5	Jeff Koterba	465-27-7-67	1998
12	529.0	Dan Mihacevich	468-34-8-38	1996
13	528.5	Miles Johnson	433-50-11-69	2017
14	519.0	Pieter Olree	446-29-9-70	2000
15	513.0	David Frette	396-13-41-126	1991
16	504.0	Miles Johnson	424-45-11-48	2016
17	503.5	Shawn Sangrey	430-33-9-63	2010
18	499.5	Rene' Esteves	403-14-24-117	1998
19	490.0	Nicolas Szerszen	406-60-7-34	2018
20	489.0	Craig Geibel	396-31-22-80	1993

POINTS PER SETPoints-Sets

1	6.44	Pieter Olree	696.0-108	2002
2	6.25	Chris Fash	575.0-92	2000
3	6.06	Steve Potter	666.5-110	1994
4	5.93	Steve Potter	557.5-94	1995
5	5.82	Rene' Esteves	535.0-92	1999
6	5.79	Jeff Koterba	532.5-92	1998
7	5.70	Pieter Olree	519.0-91	2000
8	5.66	Shawn Sangrey	616.5-109	2012
9	5.63	Dan Mihacevich	529.0-94	1996
10	5.53	Shawn Sangrey	503.5-91	2010
11	5.41	Tom Hoff	617.0-114	1993
12	5.34	David Frette	513.0-96	1991



INDIVIDUAL RECORDS

CAREER RECORDS

KILLS

1	1,678	Nicolas Szerszen.....	2015-18
2	1,602	Steve Potter.....	1992-95
3	1,583	Pieter Olree.....	1999-02
4	1,441	Shawn Sangrey.....	2009-12
5	1,378	Jose' Bengoa.....	1994-97
6	1,356	Rene' Esteves.....	1997-00
7	1,351	Miles Johnson.....	2014-17
8	1,318	Dan Mihacevich.....	1994-97
9	1,274	Chris Fash.....	1998-01
10	1,227	Robbie Klein.....	2006-09
11	1,206	Colin McMillan.....	1997-00
12	1,155	Andy Cole.....	2003-06
13	1,048	John Klanac.....	2008-11
14	1,043	Mark Greaves.....	2003-06
15	1,016	Phil Kerewich.....	1996-99
16	1,001	Michael Henchy.....	2012-15
17	958	Mike Terpstra.....	1990-93
18	900	Jose Rivera.....	1996-00
19	807	Tom Trantow.....	1999-03
20	805	David Frette.....	1989-91

KILLS PER SET (Min. 600).....Kills-Sets

1	4.98	Chris Fash.....	1,274-256.....	1998-01
2	4.64	Pieter Olree.....	1,583-341.....	1999-02
3	4.24	Steve Potter.....	1,602-378.....	1992-95
4	4.14	Shawn Sangrey.....	1,441-348.....	2009-12
5	4.12	Dan Mihacevich.....	1,318-320.....	1994-97
6	4.04	Jose' Bengoa.....	1,378-341.....	1994-97
7	3.96	Jake Hanes.....	740-187.....	2018-19
8	3.95	Rene' Esteves.....	1,356-343.....	1997-00
9	3.75	Nicolas Szerszen.....	1,678-448.....	2015-18
10	3.74	Eduardo Maxuach.....	745-199.....	1995-97
11	3.56	Tom Hoff.....	658-185.....	1992-93
12	3.54	Andy Cole.....	1,155-326.....	2003-06
13	3.51	Jeff Koterba.....	755-215.....	1995-98
14	3.50	Phil Kerewich.....	1,016-290.....	1996-99
15	3.48	Andrew Lutz.....	643-185.....	2012-15
16	3.47	Mark Greaves.....	1,043-301.....	2003-06
17	3.43	Colin McMillan.....	1,206-352.....	1997-00
18	3.33	Rob Burton.....	759-228.....	1989-91
19	3.30	David Frette.....	805-244.....	1989-91
20	3.29	Robbie Klein.....	1,277-388.....	2006-09

ATTACK ATTEMPTS

1	3,273	Nicolas Szerszen.....	2015-18
2	3,267	Steve Potter.....	1992-95
3	3,137	Shawn Sangrey.....	2009-12
4	2,962	Pieter Olree.....	1999-02
5	2,879	Miles Johnson.....	2014-17
6	2,845	Robbie Klein.....	2006-09
7	2,671	Jose' Bengoa.....	1994-97
8	2,652	Dan Mihacevich.....	1994-97
9	2,520	Andy Cole.....	2003-06
10	2,422	Chris Fash.....	1998-01
11	2,269	Mike Terpstra.....	1990-93
12	2,263	Michael Henchy.....	2012-15
13	2,244	John Klanac.....	2008-11
14	2,224	Rene' Esteves.....	1997-00
15	2,172	Mark Greaves.....	2003-06
16	2,089	Colin McMillan.....	1997-00

17	1,920	Phil Kerewich.....	1996-99
18	1,889	Craig Geibel.....	1990-93
19	1,832	Rob Burton.....	1989-91
20	1,737	Jose Rivera.....	1996-00

ATTACK PERCENTAGE (Min. 600 kills).....Kills-Errors-Attempts

1	.481	Colin McMillan.....	1,206-201-2089.....	1997-00
2	.474	Rene' Esteves.....	1,356-301-2,224.....	1997-00
3	.466	Layne Dreven.....	612-127-1,040.....	2004-07
4	.456	Kevin Heine.....	723-157-1,241.....	2008-11
5	.453	Blake Leeson.....	698-134-1,245.....	2016-19
6	.449	Driss Guessous.....	703-165-1,198.....	2014-17
7	.445	Adam Pedersen.....	743-164-1,300.....	2001-04
8	.428	Eduardo Marxuach.....	745-196-1,282.....	1995-97
9	.411	John Albertson.....	642-176-1,134.....	2006-09
10	.403	Scott Spurlock.....	619-149-1,165.....	2003-05
11	.394	Gary Wrobel.....	771-238-1,352.....	1994-97
12	.373	Nicolas Szerszen.....	1,678-458-3,273.....	2015-18
13	.359	Tom Hoff.....	658-217-1,229.....	1992-93
14	.347	Pieter Olree.....	1,583-556-2,962.....	1998-02
15	.345	David Frette.....	805-249-1,610.....	1989-91
16	.339	Greg Lehman.....	618-215-1,190.....	1998-01
17	.329	Chris Fash.....	1,274-477-2,422.....	1998-01
18	.319	Tom Trantow.....	807-298-1,595.....	1999-03
19	.318	Jose Bengoa.....	1,378-529-2,671.....	1994-97
20	.312	Dan Mihacevich.....	1,318-491-2,652.....	1994-97

ASSISTS (Min. 1,000)

1	6,797	Angel Aja.....	1997-00
2	6,528	Adam Spitznagle.....	1993-96
3	5,291	Daniel Mathews.....	2005-08
4	4,723	Mark Peckham.....	2001-04
5	4,280	Christy Blough.....	2014-17
6	4,012	Steven Kehoe.....	2008-11
7	2,836	Chuck Voss.....	1990-93
8	2,249	Peter Heinen.....	2012-14
9	2,216	Sanil Thomas.....	2016-19
10	1,672	Todd Brooks.....	1989-92
11	1,163	Kurt Hofelich.....	1989

ASSISTS PER SET (Min. 1,000).....Assists-Sets

1	18.52	Angel Aja.....	6,797-367.....	1997-00
2	15.93	Kurt Hofelich.....	1,163-73.....	1989
3	15.65	Adam Spitznagle.....	6,528-417.....	1993-96
4	13.16	Mark Peckham.....	4,723-359.....	2000-04
5	13.13	Chuck Voss.....	2,836-216.....	1990-92
6	12.75	Daniel Mathews.....	5,291-415.....	2005-08
7	11.14	Steven Kehoe.....	4,012-360.....	2008-11
8	10.86	Christy Blough.....	4,29-394.....	2014-17
9	10.66	Peter Heinen.....	2,031-188.....	2012-14
10	8.75	Todd Brooks.....	1,672-191.....	1989-92
11	8.39	Sanil Thomas.....	2,216-264.....	2016-19

INDIVIDUAL RECORDS

ACES			15 558 Miles Johnson.....2014-17
1 238	Nicolas Szerszen	2015-18	16 557 Angel Aja.....1997-00
2 160	Miles Johnson.....	2014-17	17 543 Phil Kerewich.....1996-99
3 123	Steve Potter.....	1992-95	18 541 Shawn Sangrey.....2009-12
4 122	Robbie Klein.....	2006-09	19 533 Mike Wauligman.....2002-05
5 109	Pieter Olree.....	1999-02	20 531 Michael Henchy.....2012-15
6 107	Daniel Mathews.....	2005-08	
	103 Shawn Sangrey.....	2009-12	DIGS PER SET (Min. 250).....Digs-Sets
8 97	Steven Kehoe.....	2008-11	1 2.92 Brennan Anderson.....295-101.....2012-13
9 88	Michael Henchy.....	2012-15	2 2.27 Craig Geibel.....734-323.....1990-93
10 83	Jake Hanes.....	2018-19	3 2.23 Mik Berzins.....902-404.....2009-12
11 82	Dan Mihacevich.....	1994-97	4 2.15 Jose' Bengoa.....733-341.....1994-97
12 78	Blake Leeson.....	2016-19	5 2.07 Jose Rivera.....599-289.....1996-00
13 77	Adam Spitznagle.....	1993-96	6 1.99 Mike Terpstra.....584-294.....1990-93
14 75	Tom Trantow.....	2000-03	1.99 Rob Burton.....453-228.....1989-91
	75 Jose' Bengoa.....	1994-97	8 1.97 Conor Martin.....743-377.....2005-08
16 73	Mark Greaves.....	2003-06	9 1.94 David Frette.....473-244.....1989-91
17 70	John Klanac.....	2008-11	10 1.93 Gabriel Domecus.....839-434.....2014-17
18 65	Angel Aja.....	1997-00	11 1.87 Phil Kerewich.....543-290.....1996-99
19 64	Jason Tobkin.....	2008-11	12 1.85 Tom Trantow.....639-345.....2000-03
64	Jose Rivera.....	1996-00	13 1.75 Nicolas Szerszen.....783-448.....2015-18
			14 1.67 Pieter Olree.....569-341.....1999-02
			15 1.65 Steven Kehoe.....595-360.....2008-11
			16 1.64 Aaron Samarin.....402-245.....2015-19
			1.64 Stuart Katz.....470-286.....2003-06
			1.64 Dan Mihacevich.....526-320.....1994-97
			19 1.63 Mike Wauligman.....533-327.....2002-05
			20 1.62 Chuck Voss.....350-216.....1990-93
ACES PER SET (Min. 40).....Acés-Sets			SOLO BLOCKS
1 .53 Nicolas Szerszen.....238-448.....2015-18			1 102 David Frette.....1989-91
2 .44 Jake Hanes.....83-187.....2018-19			2 93 Rene' Esteves.....1997-00
3 .35 Miles Johnson.....160-424.....2014-17			3 75 Colin McMillan.....1997-00
4 .33 Steve Potter.....123-378.....1992-95			4 70 Driss Guessous.....2014-17
5 .32 Pieter Olree.....109-341.....1998-02			5 64 Gary Wrobel.....1994-97
6 .31 Robbie Klein.....122-388.....2006-09			64 Adam Spitznagle.....1993-96
7 .30 Shawn Sangrey.....103-348.....2009-12			7 62 Blake Leeson.....2016-19
8 .29 Jeff Koterba.....62-215.....1995-98			8 61 Grayson Overman.....2010-13
9 .28 Greg Lehman.....59-213.....1998-01			61 Jon Yunker.....1993-94
10 .27 Christian Franceschi.....51-189.....2015-16			10 58 Phil Kerewich.....1996-99
.27 Steven Kehoe.....97-360.....2008-11			58 Jose' Bengoa.....1994-97
.27 Mark Greaves.....72-267.....2003-06			12 56 Eliot Winer.....1990-92
13 .26 Daniel Mathews.....107-415.....2005-08			13 50 Daniel Mathews.....2005-08
.26 Dan Mihacevich.....82-320.....1994-97			14 48 Tom Hoff.....1992-93
15 .25 Michael Henchy.....88-358.....2012-15			15 42 Steve Potter.....1993-95
.25 Brett Versen.....61-248.....2005-08			16 40 John Tholen.....2010-13
.25 Todd Brooks.....48-191.....1989-92			40 Eduardo Marxuach.....1995-97
18 .23 Jose Pereira.....43-188.....2005-08			18 39 Michael Henchy.....2012-15
19 .22 Jason Tobkin.....64-290.....2008-11			19 38 John Albertson.....2006-09
.22 John Klanac.....70-329.....2008-11			20 37 Nicolas Szerszen.....2015-18
.22 Tom Trantow.....75-345.....2000-03			
.22 Jose Rivera.....64-289.....1996-00			ASSIST BLOCKS
.22 Jose' Bengoa.....75-341.....1994-97			1 473 Colin McMillan.....1997-00
			2 417 Rene' Esteves.....1997-00
			3 396 Adam Pedersen.....2001-04
			4 387 Scott Spurlock.....2002-05
			5 366 Daniel Mathews.....2005-08
			6 365 Grayson Overman.....2010-13
			7 342 Kevin Heine.....2008-11
			8 333 Blake Leeson.....2016-19
			9 328 John Albertson.....2006-09
			10 326 Gary Wrobel.....1994-97
DIGS			
1 902 Mik Berzins.....2009-12			
2 839 Gabriel Domecus.....2014-17			
3 783 Nicolas Szerszen.....2015-18			
4 743 Conor Martin.....2005-08			
5 734 Craig Geibel.....1990-93			
6 733 Jose' Bengoa.....1994-97			
7 639 Tom Trantow.....2000-03			
8 599 Jose Rivera.....1996-00			
9 595 Steven Kehoe.....2008-11			
595 Adam Spitznagle.....1993-96			
11 593 Daniel Mathews.....2005-08			
12 584 Mike Terpstra.....1990-93			
13 571 Steve Potter.....1992-95			
14 569 Pieter Olree.....1999-02			



INDIVIDUAL RECORDS

11	321	Layne Dreven.....	2003-07
12	315	Adam Spitznagle.....	1993-96
13	286	Jon Yunker.....	1993-94
14	272	Mark Peckham.....	2001-04
15	264	Angel Aja.....	1997-00
16	262	David Frette.....	1989-91
17	253	Steve Potter.....	1992-95
18	243	Chris Fash.....	1998-01
19	240	Pieter Olree.....	1999-02
20	230	Driss Guessous.....	2014-17

TOTAL BLOCKS.....		Solos-Assists		
1	548	Colin McMillan.....	75-473.....	1997-00
2	510	Rene' Esteves.....	93-417.....	1997-00
3	427	Adam Pedersen.....	31-396.....	2001-04
4	426	Grayson Overman.....	61-365.....	2010-13
5	416	Daniel Mathews.....	50-366.....	2005-08
6	404	Scott Spurlock.....	17-387.....	2002-05
7	395	Blake Leeson.....	62-333.....	2016-19
8	390	Gary Wrobel.....	64-326.....	1994-97
9	379	Adam Spitznagle.....	64-315.....	1993-96
10	367	Kevin Heine.....	25-342.....	2008-11
11	366	John Albertson.....	38-328.....	2006-09
12	364	David Frette.....	102-262.....	1989-91
13	347	Jon Yunker.....	61-286.....	1993-94
14	337	Layne Dreven.....	16-321.....	2003-07
15	304	Mark Peckham.....	32-272.....	2001-04
16	300	Driss Guessous.....	70-230.....	2014-17
17	295	Steve Potter.....	42-253.....	1992-95
18	293	Angel Aja.....	29-264.....	1997-00
19	273	Chris Fash.....	30-243.....	1998-01
20	264	Pieter Olree.....	24-240.....	1999-02
	264	Jose' Bengoa.....	58-206.....	1994-97
	264	Tom Hoff.....	48-216.....	1992-93

BLOCKS PER SET (Min. 250).....		Solos-Assists-Total-Sets		
1	1.62	Jon Yunker.....	61-286-347-214.....	1993-94
2	1.56	Colin McMillan.....	75-473-548-352.....	1997-00
3	1.49	Rene' Esteves.....	93-417-510-343.....	1997-00
	1.49	David Frette.....	102-262-364-244.....	1989-91
5	1.43	Tom Hoff.....	48-216-264-185.....	1992-93
6	1.38	John Albertson.....	38-328-366-266.....	2006-09
7	1.37	Gary Wrobel.....	64-326-390-285.....	1994-97
8	1.23	Grayson Overman.....	61-365-426-347.....	2010-13
	1.23	Scott Spurlock.....	17-387-404-328.....	2002-05
10	1.19	Adam Pedersen.....	31-396-427-359.....	2001-04
11	1.13	Layne Dreven.....	16-321-337-298.....	2004-07
	1.13	Eliot Winer.....	56-197-253-224.....	1990-92
13	1.12	Kevin Heine.....	25-342-367-329.....	2008-11
14	1.03	Chris Fash.....	30-243-273-265.....	1998-01
15	1.00	Daniel Mathews.....	50-366-416-415.....	2005-08
16	.91	Adam Spitznagle.....	64-315-379-417.....	1993-96
17	.89	Phil Kerewich.....	58-199-257-290.....	1996-99
18	.86	Blake Leeson.....	62-333-395-457.....	2016-19
19	.85	Driss Guessous.....	70-230-300-354.....	2014-17
	.85	Mark Peckham.....	32-272-304-359.....	2001-04

POINTS		Kills-Aces-Solos-Assists		
1	2,030.0	Nicolas Szerszen.....	1,678-238-37-154.....	2015-18
2	1,893.5	Steve Potter.....	1,602-123-42-253.....	1992-95
3	1,836.0	Pieter Olree.....	1,583-109-24-240.....	1998-02
4	1,698.5	Rene' Esteves.....	1,256-41-93-417.....	1997-00
5	1,675.0	Shawn Sangrey.....	1,441-103-20-222.....	2009-12
6	1,636.0	Miles Johnson.....	1,351-160-36-178.....	2014-17
7	1,614.0	Jose Bengoa.....	1,378-75-58-206.....	1994-97
8	1,576.5	Colin McMillan.....	1,206-59-75-473.....	1997-00
9	1,518.0	Robbie Klein.....	1,277-122-30-178.....	2006-09
10	1,516.0	Dan Mihacevich.....	1,218-82-36-160.....	1994-97
11	1,335.0	Andy Cole.....	1,155-63-6-222.....	2003-06
12	1,281.5	Chris Fash.....	1,274-56-30-243.....	1998-01
13	1,220.0	Mark Greaves.....	1,043-73-15-178.....	2003-06
14	1,218.5	Phil Kerewich.....	1,016-45-58-199.....	1996-99
15	1,217.5	John Klanac.....	1,048-70-27-145.....	2008-11
16	1,213.5	Michael Henchy.....	1,001-88-39-171.....	2012-15
17	1,105.0	Mike Terpstra.....	968-48-29-140.....	1990-93
18	1,066.0	David Frette.....	805-28-102-262.....	1989-91
19	1,058.5	Jose Rivera.....	900-64-19-151.....	1996-00
20	1,037.5	Gary Wrobel.....	771-39-64-326.....	1994-97

POINTS PER SET.....		Points-Sets		
1	5.59	Chris Fash.....	1,481.5-265.....	1998-01
2	5.38	Pieter Olree.....	1,836.0-341.....	1998-02
3	5.01	Steve Potter.....	1,893.5-378.....	1992-95
4	4.95	Rene' Esteves.....	1,698.5-343.....	1997-00
5	4.81	Shawn Sangrey.....	1,675.0-348.....	2009-12
6	4.74	Dan Mihacevich.....	1,516.0-320.....	1994-97
7	4.73	Jose Bengoa.....	1,614.0-341.....	1994-97
8	4.67	Jake Hanes.....	874.5-187.....	2018-19
9	4.53	Nicolas Szerszen.....	2,030.0-448.....	2015-18
10	4.48	Colin McMillan.....	1,576.5-352.....	1997-00
11	4.37	David Frette.....	1,066.0-244.....	1989-91
12	4.22	Jeff Koterba.....	906.5-215.....	1995-98
13	4.20	Phil Kerewich.....	1,218.5-290.....	1996-99
14	4.10	Andy Cole.....	1,335.0-326.....	2003-06
15	4.05	Mark Greaves.....	1,220.0-301.....	2003-06
16	4.00	Andrew Lutz.....	740.5-185.....	2013-15
17	3.91	Robbie Klein.....	1,518.0-388.....	2006-09
18	3.85	Rob Burton.....	878.5-228.....	1989-91
19	3.80	Miles Johnson.....	1,636.0-434.....	2014-17
20	3.79	Jon Yunker.....	811.0-214.....	1993-94



ALL-TIME ROSTER

The names below have been compiled from all available rosters and lists the years that he was on a roster. Years not in () indicates years that a player lettered. Statistics available from 1989.

A

- Ainsley, Williams..... (1977)..... Cincinnati, Ohio
 5 Aja, Angel..... 1997-98-99-00..... Guaynabo, Puerto Rico

Season	SP	MP	K	K/S	E	TA	Pct	A	A/S	SA	SA/S	SE	DIG	D/S	RE	BS	BA	TB	B/S	BE	BHE	Points	Pts/S
1997	85	26	89	1.05	21	166	.410	1412	16.61	16	.19	0	116	1.36	0	8	60	68	.80	0	0	143.0	1.68
1998	92	27	96	1.04	28	185	.368	1695	18.42	18	.20	45	124	1.35	0	8	60	68	.74	21	27	152.0	1.65
1999	98	27	72	.73	20	165	.315	1920	19.59	20	.20	50	162	1.65	0	7	83	90	.92	13	28	140.5	1.43
2000	92	29	90	.98	24	171	.386	1770	19.24	11	.12	37	155	1.68	0	6	61	67	.73	10	16	137.5	1.49
TOTAL	367	109	347	.95	93	687	.370	6797	18.52	65	.18	132	557	1.52	0	29	264	293	.80	44	71	573.0	1.56

5 Albertson, John.....20(05)-06-07-08-09.....Ballwin, Mo.

Season	SP	MP	K	K/S	E	TA	Pct	A	A/S	SA	SA/S	SE	DIG	D/S	RE	BS	BA	TB	B/S	BE	BHE	Points	Pts/S
2006	98	30	239	2.44	80	414	.384	9	.09	4	.04	20	38	.39	0	9	128	137	1.40	9	1	316.0	3.22
2007	94	27	226	2.40	60	403	.412	9	.10	14	.15	33	33	.35	1	9	117	126	1.34	11	3	307.5	3.27
2008	9	4	23	2.56	1	32	.688	1	.11	0	.00	5	2	.22	0	2	12	14	1.56	1	0	31.0	3.44
2009	65	19	154	2.37	35	285	.418	11	.17	7	.11	11	21	.32	0	18	71	89	1.37	9	3	214.5	3.29
TOTAL	266	80	642	2.41	176	1134	.411	30	.11	25	.09	69	94	.35	1	38	328	366	1.38	30	7	869.0	3.27

4 Allen, Dennis..... (1974)..... Franklin, Ohio
 1 Altamura, Gio..... (2003)..... Manhattan Beach, Calif.
 3/13 Alter, Tyler..... 20(17)-18-19-20..... Laguna Beach, Cali

Season	SP	MP	K	K/S	E	TA	Pct	A	A/S	SA	SA/S	SE	DIG	D/S	RE	BS	BA	TB	B/S	BE	BHE	Points	Pts/S
2018	7	6	0	.00	0	0	.000	0	.00	0	.00	2	0	.00	0	0	0	0	.00	0	0	0.0	.00
2019	49	18	92	1.88	50	246	.171	9	.18	2	.04	11	59	1.20	12	1	13	14	.29	4	0	101.5	2.06
2020	43	17	89	2.07	53	239	.151	3	.07	3	.07	17	52	1.21	0	0	16	16	.37	4	1	100.0	2.33
TOTAL	99	41	181	1.83	103	485	.161	12	.12	5	.05	30	111	1.12	12	1	29	30	.30	8	1	201.5	2.04

17 Anderson, Brennan.....2012-13.....Newport Beach, Calif.

Season	SP	MP	K	K/S	E	TA	Pct	A	A/S	SA	SA/S	SE	DIG	D/S	RE	BS	BA	TB	B/S	BE	BHE	Points	Pts/S
2012	8	3	0	.00	0	0	.000	1	.12	0	.00	1	5	.62	1	0	0	0	.00	0	0	0.0	.00
2013	93	27	1	.01	0	2	.500	38	.41	0	.00	0	290	3.12	20	0	0	0	.00	0	0	1.0	.01
TOTAL	101	30	1	.01	0	2	.500	39	.39	0	.00	1	295	2.92	21	0	0	0	.00	0	0	1.0	.01

10 Anderson, Nick..... (2000)..... St. Louis, Mo.
 2 Andes, Allen..... 1989..... Shavertown, Pa.

Season	SP	MP	K	K/S	E	TA	Pct	A	A/S	SA	SA/S	SE	DIG	D/S	RE	BS	BA	TB	B/S	BE	BHE	Points	Pts/S
1990	42	20	14	.33	22	54	-.148	6	.14	3	0.07	0	36	.86	0	0	1	1	.02	0	0	17.5	.40

- Arnold, Norman..... (1969)..... Germantown, Ohio

B

11/2 Baker, Danny.....2012-13.....Newport Beach, Calif.

Season	SP	MP	K	K/S	E	TA	Pct	A	A/S	SA	SA/S	SE	DIG	D/S	RE	BS	BA	TB	B/S	BE	BHE	Points	Pts/S
2012	55	21	0	.00	0	1	.000	11	.20	1	.02	2	41	.75	7	0	0	0	.00	0	0	1.0	.00
2013	32	18	0	.00	0	0	.000	1	.03	3	.09	6	9	.28	0	0	0	0	.00	0	0	3.0	.09
2014	77	26	1	.01	0	1	1.000	10	.13	0	.00	3	69	.90	8	0	0	0	.00	0	0	1.0	.01
TOTAL	164	65	1	.01	0	2	.500	22	.13	4	.02	11	119	.73	15	0	0	0	.000	0	0	5.0	.03

21 Baldwin, Tim.....2020-21.....Newbury Park, Calif.

Season	SP	MP	K	K/S	E	TA	Pct	A	A/S	SA	SA/S	SE	DIG	D/S	RE	BS	BA	TB	B/S	BE	BHE	Points	Pts/S
2020	26	11	47	1.81	27	122	.164	3	.12	1	.04	11	35	1.35	3	0	11	11	.42	2	0	53.5	2.06
2021	14	7	14	.93	9	43	.116	1	.07	3	.20	10	13	.87	1	0	5	5	.33	0	0	19.5	1.39
TOTAL	40	18	61	1.53	36	165	.152	4	.10	4	.10	21	48	1.2	4	0	16	16	.40	2	0	73.0	1.83

- Banachowski, Bret..... (1990)..... Los Angeles, Calif.

Season	SP	MP	K	K/S	E	TA	Pct	A	A/S	SA	SA/S	SE	DIG	D/S	RE	BS	BA	TB	B/S	BE	BHE	Points	Pts/S
1990	1	1	0	.00	0	0	.000	0	.00	0	.00	0	0	.00	0	0	0	0	.00	0	0	0.0	.00

- Beal, Doug..... 1969..... Shaker Heights, Ohio
 20 Beal, Mitch..... 2013-15..... Colorado Springs, Colo.

Season	SP	MP	K	K/S	E	TA	Pct	A	A/S	SA	SA/S	SE	DIG	D/S	RE	BS	BA	TB	B/S	BE	BHE	Points	Pts/S
2013	2	1	1	.50	1	3	.000	0	.00	0	.00	0	3	1.50	0	0	0	0	.00	0	0	1.0	.50
2014	1	1	0	.00	0	0	.000	0	.00	0	.00	1	0	.00	0	0	0	0	.00	0	0	0.0	.00
2015	1	1	0	.00	0	0	.000	0	.00	0	.00	0	1	1.00	0	0	0	0	.00	0	0	0.0	.00
TOTAL	4	3	1	.25	1	3	.000	0	.00	0	.00	1	4	1.00	0	0	0	0	.00	0	0	1.0	.25

5 Benecke, David..... 1980-81-82-83..... Napoleon, Ohio
 11 Bengoa, José..... 1994-95-96-97..... San Juan, Puerto Rico

Season	SP	MP	K	K/S	E	TA	Pct	A	A/S	SA	SA/S	SE	DIG	D/S	RE	BS	BA	TB	B/S	BE	BHE	Points	Pts/S
1994	111	33	501	4.51	211	1010	.287	35	.32	22	.20	0	262	2.36	0	23	63	86	.77	0	0	577.5	5.20
1995	61	19	214	3.51	83	438	.299	8	.13	14	.23	0	135	2.21	0	12	42	54	.89	0	0	261.0	4.28
1996	86	26	371	4.31	129	687	.352	43	.50	22	.26	0	207	2.41	0	16	61	77	.90	0	0	439.5	5.10
1997	75	25	269	3.59	100	497	.340	28	.37	16	.21	0	122	1.63	0	6	36	42	.56	0	0	309.0	4.12
TOTAL	333	103	1355	4.07	523	2632	.316	114	.34	74	.22	0	726	2.18	0	57	202	259	.78	0	0	1587.0	4.77



ALL-TIME ROSTER

12 Berzins, Aldis..... 1975-76-77-78..... Kennett Square, Pa.

Season	SP	MP	K	K/S	E	TA	Pct	A	A/S	SA	SA/S	SE	DIG	D/S	RE	BS	BA	TB	B/S	BE	BHE	Points	Pts/S
2009	85	25	0	.00	1	6	.167	27	.32	0	.00	1	225	2.65	28	0	2	2	.02	0	0	1.0	.01
2010	92	28	82	.89	35	169	.278	18	.20	4	.04	32	232	2.52	29	2	15	17	.18	1	1	95.5	1.03
2011	114	32	128	1.12	42	271	.317	28	.25	8	.07	35	210	1.84	33	2	23	25	.22	3	1	149.5	1.31
2012	133	29	278	2.46	113	705	.234	27	.24	13	.12	24	235	2.08	8	12	48	60	.53	6	0	327.0	2.89
TOTAL	404	14	488	1.21	191	1151	.258	100	.25	25	.06	92	902	2.23	98	16	88	104	.26	10	2	573.0	1.42

15/12 Berzins, Mik..... 2009-10-11-12..... Brinklow, Md.

Season	SP	MP	K	K/S	E	TA	Pct	A	A/S	SA	SA/S	SE	DIG	D/S	RE	BS	BA	TB	B/S	BE	BHE	Points	Pts/S
2014	82	22	25	.30	9	56	.286	886	10.80	9	.11	47	93	1.13	2	11	34	45	.55	6	4	62.0	.76
2015	95	27	21	.22	5	46	.348	1,050	11.05	17	.18	74	131	1.38	2	4	31	35	.37	4	6	57.5	.60
2016	107	29	35	.33	12	85	.271	1,199	11.21	4	.04	22	150	1.40	0	5	35	40	.37	17	8	61.5	.57
2017	110	32	31	.28	11	63	.317	1,145	10.41	20	.18	66	130	1.18	0	6	38	44	.40	4	6	76.0	.69
TOTAL	394	110	112	.28	37	250	.300	4,280	10.86	50	.13	209	504	1.28	4	26	138	164	.42	31	24	257.0	.65

- Beyoglides, Harry..... (1969)..... Dayton, Ohio

5 Blough, Christy..... 2014-15-16-17..... Ontario, N.Y.

Season	SP	MP	K	K/S	E	TA	Pct	A	A/S	SA	SA/S	SE	DIG	D/S	RE	BS	BA	TB	B/S	BE	BHE	Points	Pts/S
1995	36	19	13	.36	9	34	.118	2	.06	3	.08	0	19	.53	0	0	3	3	.08	0	0	17.5	.47

19 Boehmer, Kevin..... (2004)..... Centerville, Ohio

15 Borowicz, Louis..... 19(94)-95..... San Diego, Calif.

Season	SP	MP	K	K/S	E	TA	Pct	A	A/S	SA	SA/S	SE	DIG	D/S	RE	BS	BA	TB	B/S	BE	BHE	Points	Pts/S
1995	36	19	13	.36	9	34	.118	2	.06	3	.08	0	19	.53	0	0	3	3	.08	0	0	17.5	.47

- Bowman, Carl..... (1968)..... New Carlisle, Ohio

60 Boyer, Wayne..... 1968..... Groveport, Ohio

20 Brandel, Dan..... (2008)..... Loveland, Ohio

- Brandt, Kenneth..... 19(68)-69-70..... Cincinnati, Ohio

12 Breidis, Robert..... 1979-80..... Milwaukee, Wis.

1 Brooks, Todd..... 1989-90-91-92..... Costa Mesa, Calif.

Season	SP	MP	K	K/S	E	TA	Pct	A	A/S	SA	SA/S	SE	DIG	D/S	RE	BS	BA	TB	B/S	BE	BHE	Points	Pts/S
1989	10	7	5	.50	1	10	.400	29	2.90	2	.20	0	9	.90	0	0	2	2	.20	0	0	8.0	.80
1990	83	27	63	.76	32	173	.179	1103	13.29	26	.31	0	118	1.42	0	10	55	65	.78	0	0	126.5	1.52
1991	33	21	5	.15	5	20	.000	160	4.85	6	.18	0	21	.64	0	1	10	11	.33	0	0	17.0	.52
1992	66	28	14	.21	9	37	.135	404	6.12	16	.24	0	49	.74	0	0	18	18	.27	0	0	39.0	.59
TOTAL	192	83	87	.45	47	240	.167	1696	8.83	50	.26	0	197	1.03	0	11	85	96	.50	0	0	190.5	.99

33 Brown, Donald..... 1968..... Vandalia, Ohio

22/20 Bruggemann, Jason..... (2017-18)-19..... Cincinnati, Ohio

Season	SP	MP	K	K/S	E	TA	Pct	A	A/S	SA	SA/S	SE	DIG	D/S	RE	BS	BA	TB	B/S	BE	BHE	Points	Pts/S
2019	3	1	2	.67	0	3	.667	0	.00	1	.33	0	.00	0	0	0	0	0	.00	1	0	3.0	1.00

14 Brudzinski, Joe..... 2001..... Naperville, Ill.

Season	SP	MP	K	K/S	E	TA	Pct	A	A/S	SA	SA/S	SE	DIG	D/S	RE	BS	BA	TB	B/S	BE	BHE	Points	Pts/S
2001	10	7	4	.40	1	9	.333	0	.00	0	.00	3	3	.30	0	1	3	4	.40	1	0	6.5	.60

13 Buckingham, Mike..... 1975-76-(77)-78..... Dayton, Ohio

14 Bump, Scott..... (1989)..... Lansing, Mich.

7 Burton, Rob..... 1988-89-90-91..... Shelbyville, Ill.

Season	SP	MP	K	K/S	E	TA	Pct	A	A/S	SA	SA/S	SE	DIG	D/S	RE	BS	BA	TB	B/S	BE	BHE	Points	Pts/S
1989	43	18	74	1.72	51	228	.101	9	.21	5	.12	0	65	1.51	1	3	27	30	.70	0	0	95.5	2.21
1990	93	28	351	3.77	185	847	.196	13	.14	13	.14	0	195	2.10	0	15	41	56	.60	0	0	399.5	4.29
1991	95	28	339	3.57	144	769	.254	28	.29	15	.16	0	194	2.04	0	11	57	68	.72	0	0	393.5	4.14
TOTAL	231	74	764	3.31	380	1844	.208	50	.22	33	.14	0	454	1.97	1	29	125	154	.67	0	0	888.5	3.84

15 Busch, Augie..... 1995-96..... Tucson, Ariz.

Season	SP	MP	K	K/S	E	TA	Pct	A	A/S	SA	SA/S	SE	DIG	D/S	RE	BS	BA	TB	B/S	BE	BHE	Points	Pts/S
1995	8	5	6	.75	3	15	.200	0	.00	5	.62	0	2	.25	0	0	3	3	.38	0	0	12.5	1.50
1996	6	3	15	2.50	8	31	.226	1	.17	0	.00	0	7	1.17	0	2	1	3	.50	0	0	17.5	2.83
TOTAL	14	8	21	1.50	11	46	.217	1	.07	5	.36	0	9	.64	0	2	4	6	.43	0	0	30.0	2.14

9 Butt, Jeff..... (1989)..... Tonawanda, N.Y.

Season	SP	MP	K	K/S	E	TA	Pct	A	A/S	SA	SA/S	SE	DIG	D/S	RE	BS	BA	TB	B/S	BE	BHE	Points	Pts/S
1989	1	1	0	.00	2	2	-1.000	0	.00	0	.00	0	0	.00	0	0	0	0	.00	0	0	0.0	.00

C

2 Caballero, Hector..... 1983-84..... Caguas, Puerto Rico

8 Caldwell, Dennis..... 1970-71-72-73..... Columbus, Ohio

7/11 Carlson, Chris..... 1983-84..... Cincinnati, Ohio

2 Carlson, Pat..... 1975-(76)-77..... Cincinnati, Ohio

11 Carus, Pat..... 1979-(80)..... Milwaukee, Wis.

13 Cash, Rhett..... 2010..... Westlake, Ohio

Season	SP	MP	K	K/S	E	TA	Pct	A	A/S	SA	SA/S	SE	DIG	D/S	RE	BS	BA	TB	B/S	BE	BHE	Points	Pts/S
--------	----	----	---	-----	---	----	-----	---	-----	----	------	----	-----	-----	----	----	----	----	-----	----	-----	--------	-------



ALL-TIME ROSTER

2010	18	6	0	.00	0	0	.000	3	.17	0	.00	0	28	1.56	6	0	0	0	.00	0	0	0.0	.00
2011	1	1	0	.00	0	0	.000	0	.00	0	.00	0	2	2.00	1	0	0	0	.00	0	1	0.0	.00
TOTAL	19	7	0	.00	0	0	.000	3	.16	0	.00	0	30	1.58	7	0	0	0	.00	0	1	0.0	.00

- Chalas, Mario (1994)
 Season SP MP K K/S E TA Pct A A/S SA SA/S SE DIG D/S RE BS BA TB B/S BE BHE Points Pts/S
 1994 8 4 0 .00 2 2 -1.000 2 .25 1 .12 0 4 .50 0 0 0 0 .00 0 0 1.0 .12

23 Chapel, Scottie (2011)-12 Laguna Beach, Calif.
 Season SP MP K K/S E TA Pct A A/S SA SA/S SE DIG D/S RE BS BA TB B/S BE BHE Points Pts/S
 2012 2 1 0 .00 0 0 .000 1 .50 0 .00 1 0 .00 0 0 0 0 .00 0 0 0.0 .00

18 Chapman, Dave (1992) Perrysburg, Ohio
 16 Chinchar, Doug 1989 Clark, N.J.
 Season SP MP K K/S E TA Pct A A/S SA SA/S SE DIG D/S RE BS BA TB B/S BE BHE Points Pts/S
 1989 19 13 13 .68 8 30 .167 2 .11 3 .16 0 20 1.05 0 0 2 2 .11 0 0 17.0 .89

9 Circenis, John (1977-78) Indianapolis, Ind.
 15 Circenis, Peter 19(79)-80-81 Indianapolis, Ind.
 18 Clark, Dejon 2017 Pickerington, Ohio
 Season SP MP K K/S E TA Pct A A/S SA SA/S SE DIG D/S RE BS BA TB B/S BE BHE Points Pts/S
 2017 21 10 2 .10 0 2 1.000 1 .05 2 .10 6 2 .10 2 0 0 0 .00 0 0 4.0 .19

30 Clark, Richard 1968-69 Westerville, Ohio
 17 Clark, Samuel 2020-21 Baltimore, Md.
 Season SP MP K K/S E TA Pct A A/S SA SA/S SE DIG D/S RE BS BA TB B/S BE BHE Points Pts/S
 2020 66 19 124 1.88 27 213 .455 7 .11 9 .14 47 36 .55 0 5 54 59 .89 7 0 165.0 2.50
 2021 71 19 104 1.46 31 207 .353 8 .11 8 .11 48 25 .35 0 5 52 57 .80 16 0 143.0 2.01
TOTAL 137 38 228 1.66 58 420 .405 15 .11 17 .12 95 61 .45 0 10 106 116 .85 23 0 308.0 2.24

12 Cole, Andy 2003-04-05-06 Glendale, Wis.
 Season SP MP K K/S E TA Pct A A/S SA SA/S SE DIG D/S RE BS BA TB B/S BE BHE Points Pts/S
 2003 97 27 338 3.48 140 719 .275 36 .37 13 .13 70 117 1.21 2 0 62 62 .64 13 6 382.0 3.94
 2004 99 30 358 3.62 160 809 .245 46 .46 25 .25 64 142 1.43 1 3 68 71 .72 15 5 420.0 4.24
 2005 85 29 321 3.78 119 684 .295 28 .33 13 .15 53 95 1.12 0 2 55 57 .67 7 7 363.5 4.27
 2006 45 20 138 3.07 54 308 .273 11 .24 12 .27 30 56 1.24 2 1 37 38 .84 4 1 169.5 3.76
TOTAL 326 106 1155 3.54 473 2520 .271 121 .37 63 .19 217 410 1.26 5 6 222 228 .70 39 19 1335.0 4.10

15 Coleman, Kevin 1975-76 Stow, Ohio
 3 Collins, David 19(69)-70-71-72 Westerville, Ohio
 - Collins, Ralph 19(68)-69-70-71 Westerville, Ohio
 1 Collier, Shelton 1974-75-76-77 Westerville, Ohio
 - Colwell, James (1971) Tryonville, Pa.
 3/14 Conley, Kevin 1995-96 Webster, N.Y.
 Season SP MP K K/S E TA Pct A A/S SA SA/S SE DIG D/S RE BS BA TB B/S BE BHE Points Pts/S
 1995 4 2 7 1.75 2 17 .294 0 .00 0 .00 0 2 .50 0 0 1 1 .25 0 0 7.5 1.75
 1996 6 4 13 2.17 3 21 .476 1 .17 1 .17 0 8 1.33 0 0 1 1 .17 0 0 14.5 2.33
TOTAL 10 6 20 2.00 5 38 .395 1 .10 1 .10 0 10 1.00 0 0 2 2 .20 0 0 22.0 2.20

8 Cooper, Scott 1980-81 Tulsa, Okla.
 7 Crawford, Steven 19(73)-74 Reynoldsburg, Ohio
 22 Crockett, Aidan (2013-14) San Jose, Calif.
 3 Crosby, Chris 1987-88 Spokane, Wash.
 10 Cummings, John 1990-91 Laguna Beach, Calif.
 Season SP MP K K/S E TA Pct A A/S SA SA/S SE DIG D/S RE BS BA TB B/S BE BHE Points Pts/S
 1990 51 18 124 2.43 67 262 .218 10 .20 9 .18 0 65 1.27 0 9 17 26 .51 0 0 150.5 2.94
 1991 80 28 305 3.81 135 676 .251 37 .46 16 .20 0 179 2.24 0 7 49 56 .70 0 0 352.5 4.40
TOTAL 131 46 429 3.27 202 938 .242 47 .36 25 .19 0 244 1.86 0 16 66 82 .63 0 0 503.0 3.84

D

- Daiga, Marc (1968) Toledo, Ohio
 12 Davidson, Corey (1990) Studio City, Calif.
 Season SP MP K K/S E TA Pct A A/S SA SA/S SE DIG D/S RE BS BA TB B/S BE BHE Points Pts/S
 1990 18 7 38 2.11 23 99 .152 3 .17 1 .06 0 25 1.39 0 1 17 18 1.00 0 0 48.5 2.67

18 Dates, Eric 2010 Los Angeles, Calif.
 8 Devilbiss, Reese 2017-18-19-20 Manchester, Pa.
 Season SP MP K K/S E TA Pct A A/S SA SA/S SE DIG D/S RE BS BA TB B/S BE BHE Points Pts/S
 2017 77 32 46 .60 20 119 .218 6 .08 7 .09 38 46 .60 7 2 11 13 .17 0 2 60.5 .78
 2018 72 29 57 .79 26 135 .230 2 .03 9 .12 30 30 .42 6 2 5 7 .10 0 0 70.5 .97
 2019 62 17 124 2.00 64 326 .184 8 .13 17 .27 70 90 1.45 23 1 28 29 .47 4 2 156.0 2.52
 2020 63 18 203 3.22 56 476 .309 9 .14 13 .21 33 85 1.35 11 4 38 42 .46 2 0 232.0 3.68
TOTAL 274 96 430 1.57 166 1056 .250 25 .09 46 .17 171 251 .92 47 9 82 91 .33 6 4 519.0 1.89

9 Dillon, Aaron 20(00)-01-02-03 Winfield, Ill.
 Season SP MP K K/S E TA Pct A A/S SA SA/S SE DIG D/S RE BS BA TB B/S BE BHE Points Pts/S
 2001 7 4 4 .57 1 9 .333 0 .00 0 .00 0 1 .14 0 0 0 0 .00 0 0 4.0 .57
 2002 45 18 1 .02 0 2 .500 4 .09 0 .00 2 44 .98 8 0 0 0 .00 0 0 1.0 .02
 2003 57 23 1 .02 0 2 .500 5 .09 0 .00 2 30 .53 5 0 1 1 .02 0 2 1.5 .02



ALL-TIME ROSTER

TOTAL 109 45 6 .06 1 13 .385 9 .08 0 .00 4 75 .69 13 0 1 1 .01 0 2 6.5 .06

17 Dixon, John1978.....Champaign, Ill.
 14/7 Domecus, Gabriel2014-15-16-17.....Vallejo, Calif.

Season	SP	MP	K	K/S	E	TA	Pct	A	A/S	SA	SA/S	SE	DIG	D/S	RE	BS	BA	TB	B/S	BE	BHE	Points	Pts/S
2014	97	27	12	.12	20	49	-.163	34	.35	3	.03	6	151	1.56	27	2	11	13	.13	2	0	22.5	.23
2015	100	30	2	.02	0	5	.400	44	.44	0	.00	1	208	2.08	27	0	0	0	.00	0	3	2.0	.02
2016	118	33	0	.00	1	4	-.250	51	.43	0	.00	0	250	2.12	38	0	0	0	.00	0	2	0.0	.00
2017	119	34	0	.00	1	2	-.500	63	.53	0	.00	0	230	1.93	33	0	0	0	.00	0	1	0.0	.00
TOTAL	434	124	14	.03	22	60	-.133	192	.44	3	.01	7	839	1.93	125	2	11	13	.03	2	6	24.5	.06

15 Dorn, Matt(2015)-16-17.....San Diego, Calif.

2016	50	16	57	1.14	8	100	.490	5	.10	4	.08	9	13	.26	0	5	36	41	.82	12	0	84.0	1.68
2017	13	9	7	.54	1	10	.600	0	.00	0	.00	2	1	.08	0	0	10	10	.77	1	1	12.0	.92
TOTAL	63	25	64	1.02	9	110	.500	5	.08	4	.06	11	14	.22	0	5	46	51	.81	13	1	96.0	1.52

14 Dreven, Layne20(03)-04-05-06-07.....Pittsburgh, Pa.

Season	SP	MP	K	K/S	E	TA	Pct	A	A/S	SA	SA/S	SE	DIG	D/S	RE	BS	BA	TB	B/S	BE	BHE	Points	Pts/S
2004	41	18	72	1.76	24	128	.375	0	.00	2	.05	19	20	.49	0	1	39	40	.98	5	2	94.5	2.29
2005	106	32	230	2.17	47	385	.475	6	.06	14	.13	75	30	.28	0	6	139	145	1.37	17	3	319.5	3.01
2006	58	20	104	1.79	25	199	.397	4	.07	1	.02	9	19	.33	1	1	56	57	.98	3	0	134.0	2.31
2007	93	27	206	2.22	31	328	.534	8	.09	28	.30	88	30	.32	0	8	87	95	1.02	3	2	285.5	3.06
TOTAL	298	97	612	2.05	127	1040	.466	18	.06	45	.15	191	99	.33	1	16	321	337	1.13	28	7	833.5	2.80

- 7 Dreven, Lyndon(2000).....Pittsburgh, Pa.
- 2 Dubanowich, Tom1987.....Janesville, Wis.
- 10 Dumpis, Andy1977-78-79-80.....Chicago, Ill.
- 5 Dumpis, Peter1975-76-77.....Chicago, Ill.
- 12 Dunbar, Alan1971-72-73-74.....Townville, Pa.
- 8 Duwelius, Richard1975-76.....Farma Heights, Ohio

E

7 Eastman, Jay1991-92-93-94.....Portland, Ore.

Season	SP	MP	K	K/S	E	TA	Pct	A	A/S	SA	SA/S	SE	DIG	D/S	RE	BS	BA	TB	B/S	BE	BHE	Points	Pts/S
1991	11	9	25	2.27	5	45	.444	0	.00	1	.09	0	10	.91	0	2	6	8	.73	0	0	31.0	2.82
1992	2	2	4	2.00	0	5	.800	0	.00	1	.50	0	1	.50	0	0	0	0	.00	0	0	5.0	2.50
1993	41	19	87	2.12	29	162	.358	4	.10	6	.15	0	36	.88	0	8	35	43	1.05	0	0	118.5	2.88
1994	91	31	196	2.15	56	344	.407	10	.11	14	.15	0	93	1.02	0	15	95	110	1.21	0	0	272.5	2.99
TOTAL	145	61	312	2.15	90	556	.399	14	.10	22	.15	0	140	.97	0	25	136	161	1.11	0	0	427.0	2.94

5/13 Edinger, Mark1984-85-86-87.....Ashland, Ky.
 3 Edwards, Peter2015-16.....Walnut Creek, Calif.

Season	SP	MP	K	K/S	E	TA	Pct	A	A/S	SA	SA/S	SE	DIG	D/S	RE	BS	BA	TB	B/S	BE	BHE	Points	Pts/S
2015	81	31	13	.16	11	39	.051	2	.02	9	.11	26	15	.19	5	0	4	4	.05	0	0	24.0	.30
2016	96	33	4	.04	3	11	.091	2	.02	11	.11	48	24	.14	5	0	4	4	.02	0	0	39.0	.16
TOTAL	177	64	17	.10	14	50	.060	4	.02	20	.11	48	24	.14	5	0	4	4	.02	0	0	39.0	.22

18 Eichel, Will(2016-17).....Bexley, Ohio
 14 ElShafei, Samer(2008).....Lisle, Ill.
 4 Embaugh, Tim1987-88-89.....Canton, Ohio

Season	SP	MP	K	K/S	E	TA	Pct	A	A/S	SA	SA/S	SE	DIG	D/S	RE	BS	BA	TB	B/S	BE	BHE	Points	Pts/S
1989	53	21	5	.09	1	13	.308	0	.00	1	.02	2	32	.60	0	1	1	2	.04	0	0	7.5	.13

- Engelland, Richard(1969).....Elyria, Ohio
 14 Erickson, Langley(2009).....Houston, Texas
 3 Esko, Paul1989-90-91.....Irvine, Calif.

Season	SP	MP	K	K/S	E	TA	Pct	A	A/S	SA	SA/S	SE	DIG	D/S	RE	BS	BA	TB	B/S	BE	BHE	Points	Pts/S
1989	20	14	0	.00	0	0	.000	0	.00	2	.10	0	7	.35	0	0	0	0	.00	0	0	2.0	.10
1990	70	27	162	2.31	75	420	.207	7	.10	5	.07	0	128	1.83	0	4	10	14	.20	0	0	176.0	2.51
1991	49	24	32	.65	18	94	.149	2	.04	5	.10	0	32	.65	0	0	4	4	.08	0	0	39.0	.80
TOTAL	139	65	194	1.40	93	514	.196	9	.06	12	.09	0	167	1.20	0	4	14	18	.13	0	0	217.0	1.56

8 Esteves, Rene'1997-98-99-00.....San Juan, Puerto Rico

Season	SP	MP	K	K/S	E	TA	Pct	A	A/S	SA	SA/S	SE	DIG	D/S	RE	BS	BA	TB	B/S	BE	BHE	Points	Pts/S
1997	65	23	185	2.85	53	306	.431	6	.09	9	.14	0	49	.75	0	14	73	87	1.34	0	0	244.5	3.75
1998	95	27	403	4.24	95	664	.464	15	.16	14	.15	46	148	1.56	6	24	117	141	1.48	31	7	499.5	5.25
1999	92	27	438	4.76	98	731	.465	17	.18	4	.04	32	130	1.41	9	33	120	153	1.66	34	4	535.0	5.82
2000	91	28	330	3.63	55	523	.526	14	.15	14	.15	70	54	.59	1	22	107	129	1.42	21	0	419.5	4.60
TOTAL	343	105	1356	3.95	301	2224	.474	52	.15	41	.12	148	381	1.11	16	93	417	510	1.49	86	11	1698.5	4.95

F

11 Fash, Chris19(97)-98-99-00-01.....Orland Park, Ill.

Season	SP	MP	K	K/S	E	TA	Pct	A	A/S	SA	SA/S	SE	DIG	D/S	RE	BS	BA	TB	B/S	BE	BHE	Points	Pts/S
1998	20	15	56	2.80	21	99	.354	5	.25	1	.05	7	18	.90	1	1	7	8	.40	5	2	61.5	3.05



ALL-TIME ROSTER

1999	65	24	329	5.06	159	648	.262	32	.49	13	.20	70	93	1.43	11	16	64	80	1.23	18	2	390.0	6.00
2000	92	29	499	5.42	169	916	.360	53	.58	24	.26	110	141	1.53	1	8	88	96	1.04	15	7	575.0	6.25
2001	88	25	390	4.43	128	759	.345	38	.43	18	.20	70	90	1.02	1	5	84	89	1.01	9	4	455.0	5.17
TOTAL	265	93	1274	4.81	477	2422	.329	128	.48	56	.21	257	342	1.29	14	30	243	273	1.03	47	15	1481.5	5.59

8 Fash, Tim..... (2001).....Orland Park, Ill.
 13 Ferguson, Keith..... 1972-73-74.....Kettering, Ohio
 14 Fernandez, Edwin..... 1982-83-84.....Santurce, Puerto Rico
 11 Fernandez, Ramon..... (1983).....Santurce, Puerto Rico
 - Finney, Jody.....1969.....Columbus, Ohio
 17 Fipp, Mike.....2003-(04).....Huntington Beach, Calif.

Season	SP	MP	K	K/S	E	TA	Pct	A	A/S	SA	SA/S	SE	DIG	D/S	RE	BS	BA	TB	B/S	BE	BHE	Points	Pts/S
2003	7	5	0	.00	0	0	.000	0	.00	0	.00	0	0	7	1.00	3	0	0	.00	0	0	0.0	.00

19 Flory, Mike..... (1993).....Columbus, Ohio

Season	SP	MP	K	K/S	E	TA	Pct	A	A/S	SA	SA/S	SE	DIG	D/S	RE	BS	BA	TB	B/S	BE	BHE	Points	Pts/S
1993	1	1	0	.00	0	0	.000	0	.00	0	.00	0	0	.00	0	0	0	.00	0	0	0	0.0	.00

7 Formolo, Curt..... (1980).....El Toro, Calif.
 6 Forster, Craig..... 1978-79-80-81.....Philadelphia, Pa.
 2 Franceschi, Christian..... 2015-16.....Oviedo, Fla.

Season	SP	MP	K	K/S	E	TA	Pct	A	A/S	SA	SA/S	SE	DIG	D/S	RE	BS	BA	TB	B/S	BE	BHE	Points	Pts/S
2015	72	26	6	.08	2	11	.364	2	.03	5	.07	22	15	.21	1	1	1	2	.03	0	0	12.5	.17
2016	114	32	205	1.80	97	471	.229	13	.11	46	.40	101	147	1.29	31	4	31	35	.31	4	0	270.5	2.37
TOTAL	186	58	211	1.13	99	482	.232	15	.08	51	.27	123	162	.87	32	5	32	37	.20	4	0	283.0	1.52

1 Franco, Joe.....1983-84.....Elizabeth, Colo.
 16 Freier, Dale..... 20(08)-09-10.....Lancaster, N.Y.

Season	SP	MP	K	K/S	E	TA	Pct	A	A/S	SA	SA/S	SE	DIG	D/S	RE	BS	BA	TB	B/S	BE	BHE	Points	Pts/S
2009	0	0	0	.00	0	0	.000	0	.00	0	.00	0	0	.00	0	0	0	0	.00	0	0	0.0	.00
2010	2	1	1	.50	1	3	.000	0	.00	0	.00	0	0	.00	0	0	0	0	.00	0	0	1.0	.50
2011	1	1	1	1.00	0	2	.500	0	.00	0	.00	1	1	1.00	0	0	0	0	.00	0	0	1.0	1.00
TOTAL	3	2	2	.67	1	5	.200	0	.00	0	.00	1	1	.33	0	0	0	0	.00	0	0	2.0	.67

- Freeman, Pat..... (1995).....Buffalo Grove, Ill.
 13 Frette, David.....1988-89-90-91.....Tulsa, Okla.

Season	SP	MP	K	K/S	E	TA	Pct	A	A/S	SA	SA/S	SE	DIG	D/S	RE	BS	BA	TB	B/S	BE	BHE	Points	Pts/S
1989	68	20	106	1.56	47	208	.284	6	.09	6	.09	6	81	1.19	0	26	58	84	1.24	1	0	167.0	2.46
1990	91	26	299	3.29	103	623	.315	11	.12	11	.12	0	183	2.01	0	36	86	122	1.34	0	0	389.0	4.27
1991	96	28	396	4.12	121	768	.358	9	.09	13	.14	0	205	2.14	0	41	126	167	1.74	0	0	513.0	5.34
TOTAL	255	74	801	3.14	271	1599	.331	26	.10	30	.12	6	469	1.84	0	103	270	373	1.46	1	0	1069.0	4.19

- Fuller, Steven..... (1969).....Westerville, Ohio

G

10 Gaines, Tony..... 1973-74-75.....Garytown, Ohio
 4 Garcia, Ricardo.....2001-02-03-04.....San Juan, Puerto Rico

Season	SP	MP	K	K/S	E	TA	Pct	A	A/S	SA	SA/S	SE	DIG	D/S	RE	BS	BA	TB	B/S	BE	BHE	Points	Pts/S
2001	40	25	8	.20	6	24	.083	1	.03	2	.05	11	13	.32	1	0	2	2	.05	1	0	11.0	.28
2002	95	30	254	2.67	120	560	.239	21	.22	12	.13	61	148	1.56	5	0	50	50	.53	27	3	291.0	3.06
2003	0	0	0	.00	0	0	.000	0	.00	0	.00	0	0	.00	0	0	0	0	.00	0	0	0.0	.00
2004	37	20	41	1.11	24	87	.195	2	.05	3	.08	13	22	.59	0	0	7	7	.19	3	0	47.5	1.27
TOTAL	172	75	303	1.76	150	671	.228	24	.14	17	.10	85	183	1.06	6	0	59	59	.34	31	3	349.5	2.03

- Gates, Randall.....(1968).....Cincinnati, Ohio
 20 Gearhart, Kenton.....1968.....New Lebanon, Ohio
 9/11 Geibel, Craig..... 1990-91-92-93.....Tulsa, Okla.

Season	SP	MP	K	K/S	E	TA	Pct	A	A/S	SA	SA/S	SE	DIG	D/S	RE	BS	BA	TB	B/S	BE	BHE	Points	Pts/S
1990	53	27	57	1.08	21	137	.263	9	.17	6	.11	0	80	1.51	0	1	10	11	.21	0	0	69.0	1.30
1991	48	24	54	1.12	47	155	.045	2	.04	4	.08	0	73	1.52	0	0	21	21	.44	0	0	68.5	1.42
1992	102	30	280	2.75	142	680	.203	19	.19	16	.16	0	236	2.31	0	9	51	60	.59	0	0	330.5	3.24
1993	120	34	396	3.30	180	917	.236	23	.19	31	.26	0	339	2.83	0	22	80	102	.85	0	0	489.0	4.07
TOTAL	323	115	787	2.44	390	1889	.210	53	.16	57	.18	0	728	2.25	0	32	162	194	.60	0	0	957.0	2.96

10 Genn, Ryan..... 2015-(16)-17.....Pleasanton, Calif.

Season	SP	MP	K	K/S	E	TA	Pct	A	A/S	SA	SA/S	SE	DIG	D/S	RE	BS	BA	TB	B/S	BE	BHE	Points	Pts/S
2015	1	1	0	.00	0	0	.000	0	.00	0	.00	1	0	.00	0	0	0	0	.00	0	0	0.0	.00
2016	0	0	0	.00	0	0	.000	0	.00	0	.00	0	0	.00	0	0	0	0	.00	0	0	0.0	.00
2017	30	17	31	1.03	7	56	.429	0	.00	6	.20	15	13	.43	0	0	1	1	.03	0	0	37.5	1.23
TOTAL	31	18	31	1.00	7	56	.429	0	.00	6	.19	16	13	.42	0	0	1	1	.03	0	0	37.5	1.19

5 Gertners, Vilnis..... 19(77)-78-79.....Chicago, Ill.
 21 Gerwig, Austin..... 2019-20-21.....Doylestown, Ohio

Season	SP	MP	K	K/S	E	TA	Pct	A	A/S	SA	SA/S	SE	DIG	D/S	RE	BS	BA	TB	B/S	BE	BHE	Points	Pts/S
2019	56	18	45	.80	16	93	.312	1	.02	2	.04	27	8	.14	1	2	25	27	.48	8	0	61.5	1.09
2020	50	16	48	.96	12	101	.356	2	.04	9	.18	39	21	.42	1	4	25	29	.58	5	0	73.5	1.47
2021	31	12	48	1.55	18	97	.309	4	.13	2	.06	19	9	.29	1	1	20	21	.68	2	0	61.0	1.97
TOTAL	137	46	141	1.03	46	291	.326	7	.05	13	.09	85	38	.28	3	7	70	77	.56	15	0	196.0	1.43



ALL-TIME ROSTER

5 Gerwitz, John.....(1990).....Eden, N.Y.

Season	SP	MP	K	K/S	E	TA	Pct	A	A/S	SA	SA/S	SE	DIG	D/S	RE	BS	BA	TB	B/S	BE	BHE	Points	Pts/S
1990	38	21	21	.55	18	78	.038	4	.11	5	.13	0	55	1.45	0	5	16	21	.55	0	0	39.0	1.03

13 Gibson, Nick.....2010-11-12-13.....Shorewood, Wis.

Season	SP	MP	K	K/S	E	TA	Pct	A	A/S	SA	SA/S	SE	DIG	D/S	RE	BS	BA	TB	B/S	BE	BHE	Points	Pts/S
2010	24	15	40	1.67	8	80	.400	0	.00	1	.04	16	18	.75	1	1	4	5	.21	0	0	44.0	1.83
2011	9	7	11	1.22	10	29	.034	0	.00	2	.22	6	2	.22	0	1	3	4	.44	0	0	15.5	1.67
2012	24	14	43	1.79	22	100	.210	1	.04	1	.04	14	23	.96	1	1	12	13	.54	3	0	51.0	2.12
2013	44	21	64	1.45	40	178	.135	1	.02	6	.14	19	46	1.05	11	4	25	29	.66	4	0	86.5	1.95
TOTAL	101	57	158	1.56	80	387	.202	2	.02	10	.10	55	89	.88	13	7	44	51	.50	7	0	197.0	1.95

3 Glover, James.....(1980).....San Clemente, Calif.

16 Gooden, Ray.....1991-(92)-93.....Evanston, Ill.

Season	SP	MP	K	K/S	E	TA	Pct	A	A/S	SA	SA/S	SE	DIG	D/S	RE	BS	BA	TB	B/S	BE	BHE	Points	Pts/S
1991	13	9	9	.69	1	14	.571	66	5.08	3	.23	0	10	.77	0	0	2	2	.15	0	0	13.0	1.00
1992	0	0	0	.00	0	0	.000	0	.00	0	.00	0	0	.00	0	0	0	0	.00	0	0	0.0	.00
1993	9	5	7	.78	1	11	.545	125	13.89	1	.11	0	18	2.00	0	0	3	3	.33	0	0	9.5	1.00
TOTAL	22	14	16	.73	2	25	.560	191	8.68	4	.18	0	28	1.27	0	0	5	5	.23	0	0	22.5	1.00

8 Grasso, Marco.....2015-16.....Sao Paulo, Brazil

Season	SP	MP	K	K/S	E	TA	Pct	A	A/S	SA	SA/S	SE	DIG	D/S	RE	BS	BA	TB	B/S	BE	BHE	Points	Pts/S
2015	27	15	1	.04	1	5	.000	158	5.85	5	.19	4	23	.85	1	2	12	14	.52	5	1	14.0	.52
2016	4	4	0	.00	0	0	.000	1	.25	0	.00	1	1	.25	0	0	0	0	.00	0	0	0.0	.00
TOTAL	31	19	1	.03	1	5	.000	159	5.13	5	.16	5	24	.77	1	2	12	14	.45	5	1	14.0	.45

8 Greaves, Mark.....2003-04-05-06.....Fenton, Mo.

Season	SP	MP	K	K/S	E	TA	Pct	A	A/S	SA	SA/S	SE	DIG	D/S	RE	BS	BA	TB	B/S	BE	BHE	Points	Pts/S
2003	68	22	166	2.44	104	382	.162	10	.15	13	.19	83	101	1.49	23	5	31	36	.53	6	4	199.5	2.93
2004	102	30	336	3.29	155	721	.251	13	.13	36	.35	95	174	1.71	29	7	71	78	.76	2	3	414.5	4.06
2005	97	29	422	4.35	166	793	.323	26	.27	23	.24	83	140	1.44	15	3	55	58	.60	3	4	475.5	4.90
2006	34	14	119	3.50	62	276	.207	6	.18	1	.03	13	29	.85	5	0	21	21	.62	2	1	130.5	3.82
TOTAL	301	95	1043	3.47	487	2172	.256	55	.18	73	.24	274	444	1.48	72	15	178	193	.64	13	12	1220.0	4.05

9 Grinvalds, Karlis.....1979-80-81-82.....Albertson, N.Y.

9 Grochulski, John.....(2014).....Richmond, Va.

21/4 Guessous, Driss.....20(13)-14-15-16-17.....Pasadena, Calif.

Season	SP	MP	K	K/S	E	TA	Pct	A	A/S	SA	SA/S	SE	DIG	D/S	RE	BS	BA	TB	B/S	BE	BHE	Points	Pts/S
2014	103	27	264	2.56	64	448	.446	4	.04	0	.00	22	28	.27	0	24	69	93	.90	8	0	322.5	3.13
2015	63	18	113	1.79	37	209	.364	8	.13	7	.11	40	8	.13	0	10	47	57	.90	6	0	153.5	2.42
2016	71	19	124	1.75	20	207	.502	8	.11	9	.13	39	14	.20	1	6	48	54	.76	8	0	163.0	2.30
2017	117	34	202	1.73	44	334	.473	9	.08	14	.12	60	28	.24	1	30	66	96	.82	6	0	279.0	2.38
TOTAL	354	98	703	1.99	165	1,198	.449	29	.08	30	.08	161	78	.22	2	70	230	300	.85	28	0	918.0	2.59

7/8/9/15 Gurreri, Chris.....1984-85-86-87.....Amherst, N.Y.

H

12/16 Hagemaster, Don.....1984-85-(86).....Homewood, Ill.

7 Hamilton, Brett.....2002-03-04.....Rockville, Md.

Season	SP	MP	K	K/S	E	TA	Pct	A	A/S	SA	SA/S	SE	DIG	D/S	RE	BS	BA	TB	B/S	BE	BHE	Points	Pts/S
2002	93	28	130	1.40	47	240	.346	1	.01	17	.18	84	15	.16	2	1	112	113	1.22	26	3	204.0	2.19
2003	41	17	75	1.83	22	133	.398	0	.00	9	.22	30	8	.20	1	0	41	41	1.00	13	1	104.5	2.54
2004	17	14	20	1.18	9	48	.229	2	.12	2	.12	9	4	.24	0	1	14	15	.88	1	0	30.0	1.76
TOTAL	151	59	225	1.49	78	421	.349	3	.02	28	.19	123	27	.18	3	2	167	169	1.12	40	4	338.5	2.24

16 Hanes, Jake.....20(17)-18-19.....Orland Park, Ill.

Season	SP	MP	K	K/S	E	TA	Pct	A	A/S	SA	SA/S	SE	DIG	D/S	RE	BS	BA	TB	B/S	BE	BHE	Points	Pts/S
2018	109	31	400	3.67	166	858	.273	8	.07	49	.45	129	136	1.25	2	7	55	62	.57	4	3	483.5	4.43
2019	78	21	340	4.36	115	677	.332	4	.05	34	.44	82	92	1.18	1	2	30	32	.41	6	0	391.0	5.01
TOTAL	187	52	740	3.96	281	1,535	.299	12	.06	83	.44	211	228	1.22	3	9	85	94	.50	10	3	874.5	4.67

14 Hanford, Charles.....1979.....Columbus, Ohio

16 Hankey, Matt.....20(04)-05-06-07.....Naperville, Ill.

Season	SP	MP	K	K/S	E	TA	Pct	A	A/S	SA	SA/S	SE	DIG	D/S	RE	BS	BA	TB	B/S	BE	BHE	Points	Pts/S
2005	5	3	2	.40	5	14	-.214	0	.00	0	.00	1	2	.40	0	0	1	1	.20	0	1	2.5	.40
2006	54	25	79	1.46	30	182	.269	6	.11	10	.19	34	49	.91	8	1	23	24	.44	0	0	101.5	1.87
2007	27	18	35	1.30	12	60	.383	1	.04	5	.19	20	11	.41	3	0	5	5	.19	0	0	42.5	1.56
TOTAL	86	46	116	1.35	47	256	.270	7	.08	15	.17	55	62	.72	11	1	29	30	.35	0	1	146.5	1.70

15 Hardin, Don.....1982-83.....Pittsburgh, Pa.

- Harper, Howard.....(1969).....Mentor, Ohio

13 Haynes, Brad.....1993.....Williamsville, N.Y.

Season	SP	MP	K	K/S	E	TA	Pct	A	A/S	SA	SA/S	SE	DIG	D/S	RE	BS	BA	TB	B/S	BE	BHE	Points	Pts/S
1993	28	14	49	1.75	18	96	.323	2	0.07	5	0.18	0	27	0.96	0	3	31	34	1.21	0	0	72.5	2.57



ALL-TIME ROSTER

3 Hock, Anthony 2009-10-11-12 Arnold, Mo.

Season	SP	MP	K	K/S	E	TA	Pct	A	A/S	SA	SA/S	SE	DIG	D/S	RE	BS	BA	TB	B/S	BE	BHE	Points	Pts/S
2009	65	24	0	.00	1	2	-.500	6	.09	3	.05	12	36	.55	7	0	0	0	.00	0	0	3.0	.05
2010	82	26	1	.01	0	1	1.000	9	.11	7	.09	19	74	.90	12	0	0	0	.00	0	0	8.0	.10
2011	107	31	6	.06	4	14	.143	6	.06	7	.07	27	85	.79	12	0	1	1	.01	0	0	13.5	.12
2012	93	30	76	.82	35	196	.209	11	.12	9	.10	38	115	1.24	7	0	20	20	.22	1	2	95.0	1.02
TOTAL	347	111	83	.24	40	213	.202	32	.09	26	.07	96	310	.89	38	0	21	21	.06	1	2	119.5	.34

2/8 Hofelich, Kurt 1986-87-88-89 Pittsburgh, Pa.

Season	SP	MP	K	K/S	E	TA	Pct	A	A/S	SA	SA/S	SE	DIG	D/S	RE	BS	BA	TB	B/S	BE	BHE	Points	Pts/S
1989	75	21	53	.71	25	123	.228	1012	13.49	7	.09	5	140	1.87	0	8	34	42	.56	1	0	85.0	1.13

9 Hoff, Tom 1992-93 Park Ridge, Ill.

Season	SP	MP	K	K/S	E	TA	Pct	A	A/S	SA	SA/S	SE	DIG	D/S	RE	BS	BA	TB	B/S	BE	BHE	Points	Pts/S
1992	71	28	168	2.37	60	328	.329	7	.10	7	.10	0	77	1.08	0	16	64	80	1.13	0	0	223.0	3.14
1993	114	32	490	4.30	157	901	.370	20	.18	19	.17	0	155	1.36	0	32	152	184	1.61	0	0	617.0	5.41
TOTAL	185	60	658	3.56	217	1229	.359	27	.15	26	.14	0	232	1.25	0	48	216	264	1.43	0	0	840.0	4.54

1 Hohman, Dave 19(94)-95-96-97-(98) Pittsford, N.Y.

Season	SP	MP	K	K/S	E	TA	Pct	A	A/S	SA	SA/S	SE	DIG	D/S	RE	BS	BA	TB	B/S	BE	BHE	Points	Pts/S
1995	26	14	16	.62	10	39	.154	216	8.31	8	.31	0	20	.77	0	2	9	11	.42	0	0	30.5	1.15
1996	26	16	22	.85	6	34	.471	108	4.15	6	.23	0	25	.96	0	2	4	6	.23	0	0	32.0	1.23
1997	29	17	18	.62	4	32	.438	223	7.69	7	.24	0	30	1.03	0	3	14	17	.59	0	0	35.0	1.21
1998	41	23	11	.27	4	19	.368	131	3.20	2	.05	6	28	.68	0	0	5	5	.12	1	2	15.5	.37
TOTAL	122	70	67	.55	24	124	.347	678	5.56	23	.19	6	103	.84	0	7	32	39	.32	1	2	113.0	.93

3 Hotz, Troy 1992-93 Hilo, Hawaii

Season	SP	MP	K	K/S	E	TA	Pct	A	A/S	SA	SA/S	SE	DIG	D/S	RE	BS	BA	TB	B/S	BE	BHE	Points	Pts/S
1992	52	25	76	1.46	42	182	.187	4	.08	8	.15	0	53	1.02	0	2	11	13	.25	0	0	91.5	1.75
1993	50	26	53	1.06	36	122	.139	1	.02	6	.12	0	51	1.02	0	2	17	19	.38	0	0	69.5	1.38
TOTAL	102	51	129	1.26	78	304	.168	5	.05	14	.14	0	104	1.02	0	4	28	32	.31	0	0	161.0	1.58

4/6 Houghton, Gary 1982-83 Simi Valley, Calif.
 17 Howard, John 1976 Cleveland, Ohio
 15 Howe, Todd 19(92)-93 Rochester, N.Y.

Season	SP	MP	K	K/S	E	TA	Pct	A	A/S	SA	SA/S	SE	DIG	D/S	RE	BS	BA	TB	B/S	BE	BHE	Points	Pts/S
1993	10	7	31	3.10	13	72	.250	3	.30	3	.30	0	29	2.90	0	4	7	11	1.10	0	0	41.5	4.10

11 Howard, Justin 2021 Pacific Palisades, Calif.

Season	SP	MP	K	K/S	E	TA	Pct	A	A/S	SA	SA/S	SE	DIG	D/S	RE	BS	BA	TB	B/S	BE	BHE	Points	Pts/S
2021	40	14	32	0.80	6	61	.426	3	.08	2	.05	19	12	0.30	0	1	30	31	0.78	3	0	50.0	1.25

14/7 Hughes, Shawn 2017-18-19 St. Louis, Mo.

Season	SP	MP	K	K/S	E	TA	Pct	A	A/S	SA	SA/S	SE	DIG	D/S	RE	BS	BA	TB	B/S	BE	BHE	Points	Pts/S
2017	24	18	0	.00	0	0	.000	0	.00	3	.12	9	1	.04	1	0	0	0	.00	0	0	3.0	.12
2018	28	15	3	.11	0	6	.500	1	.04	3	.11	9	3	.11	0	0	0	0	.00	0	0	6.0	.21
2019	7	4	9	1.29	4	22	.227	0	.00	3	.43	4	10	1.43	1	0	1	1	.14	0	0	12.5	1.71
TOTAL	59	37	12	.20	4	28	.286	1	.02	9	.15	22	14	.24	2	0	1	1	.02	0	0	21.5	.36

11/15 Hurst, Jeff 1986-87-88-89 Sandpoint, Idaho
 - Hust, John (1968) Cincinnati, Ohio

Season	SP	MP	K	K/S	E	TA	Pct	A	A/S	SA	SA/S	SE	DIG	D/S	RE	BS	BA	TB	B/S	BE	BHE	Points	Pts/S
1989	66	19	374	5.67	156	776	.281	18	.27	18	.27	8	177	2.68	2	8	24	32	.48	1	0	412.0	6.24

3 Inveiss, Andy 1977-78-79-81 Waukesha, Wis.
 12 Irizarry, Elton 19(81)-82 Ponce, Puerto Rico
 7 Iverson, Ralph 1977-78-79 Rockaway, N.J.

10 Jandasek, David 1981-82-83-84 Brighton, Mich.
 13 Johnson, Miles 2014-15-16-17 Carlsbad, Calif.

Season	SP	MP	K	K/S	E	TA	Pct	A	A/S	SA	SA/S	SE	DIG	D/S	RE	BS	BA	TB	B/S	BE	BHE	Points	Pts/S
2014	98	27	196	2.00	97	464	.213	16	.16	22	.22	73	136	1.39	32	8	22	30	.31	6	0	237.0	2.42
2015	99	28	298	3.01	124	678	.257	9	.09	43	.43	100	123	1.24	15	6	39	45	.45	10	0	366.5	3.70
2016	114	32	424	3.72	146	861	.323	10	.09	45	.39	113	163	1.43	0	11	48	59	.52	11	0	504.0	4.42
2017	113	34	433	3.83	145	876	.329	13	.12	50	.44	106	136	1.20	1	11	69	80	.71	15	0	528.5	4.67
TOTAL	424	121	1,351	3.19	512	2,879	.291	48	.11	160	.38	392	558	1.32	48	36	178	214	.50	42	0	1,636.0	3.86

12 Johnwick, Bryan 1996 Lisle, Ill.

Season	SP	MP	K	K/S	E	TA	Pct	A	A/S	SA	SA/S	SE	DIG	D/S	RE	BS	BA	TB	B/S	BE	BHE	Points	Pts/S
1996	24	13	33	1.38	7	58	.448	3	.12	4	.17	0	25	1.04	0	1	12	13	.54	0	0	44.0	1.83

15 Jorgensen, Tait (1999-2000) Glendale, Wis.
 18/14 Judkins, Alex 20(13)-14-15-16 Kaukauna, Wis.

Season	SP	MP	K	K/S	E	TA	Pct	A	A/S	SA	SA/S	SE	DIG	D/S	RE	BS	BA	TB	B/S	BE	BHE	Points	Pts/S
--------	----	----	---	-----	---	----	-----	---	-----	----	------	----	-----	-----	----	----	----	----	-----	----	-----	--------	-------



ALL-TIME ROSTER

2014	40	15	16	.40	9	41	.171	2	.05	4	.10	12	16	.40	1	0	2	2	.05	0	1	21.0	.52
2015	25	14	1	.04	0	5	.200	0	.00	6	.24	8	5	.20	0	0	0	0	.00	0	0	7.0	.28
2016	52	28	6	.12	9	27	-.111	3	.06	8	.15	18	23	.44	2	1	4	5	.10	0	0	17.0	.33
TOTAL	117	57	23	.20	18	73	.068	5	.04	18	.15	38	44	.38	3	1	6	7	.06	0	1	45.0	.38

K

3 Kaneps, Eric(1989).....York, Pa.
 13 Karklins, Andris1982-83.....Indianapolis, Ind.
 2 Katz, Stuart20(02)-03-04-05-06.....Port Washington, N.Y.

Season	SP	MP	K	K/S	E	TA	Pct	A	A/S	SA	SA/S	SE	DIG	D/S	RE	BS	BA	TB	B/S	BE	BHE	Points	Pts/S
2003	88	28	6	.07	6	18	.000	8	.09	0	.00	7	163	1.85	20	1	0	1	.01	1	2	7.0	.08
2004	40	15	50	1.25	23	112	.241	7	.17	3	.08	12	32	.80	3	0	5	5	.12	0	0	55.5	1.38
2005	58	28	119	2.05	61	268	.216	10	.17	8	.14	24	64	1.10	3	2	17	19	.33	6	0	137.5	2.36
2006	100	31	278	2.78	120	634	.249	30	.30	16	.16	54	211	2.11	10	3	62	65	.65	12	1	328.0	3.28
TOTAL	286	102	453	1.58	210	1032	.235	55	.19	27	.09	97	470	1.64	36	6	84	90	.31	19	3	528.0	1.85

3 Kawczynski, Wotek(2001).....Inverness, Ill.

1 Kehoe, Steven20(07)-08-09-10-11.....Cincinnati, Ohio

Season	SP	MP	K	K/S	E	TA	Pct	A	A/S	SA	SA/S	SE	DIG	D/S	RE	BS	BA	TB	B/S	BE	BHE	Points	Pts/S
2008	46	25	2	.04	0	3	.667	85	1.85	6	.13	14	19	.41	0	0	2	2	.04	0	0	9.0	.20
2009	96	27	40	.42	16	97	.247	1218	12.69	20	.21	57	198	2.06	8	14	67	81	.84	10	12	107.5	1.11
2010	104	30	46	.44	9	103	.359	1391	13.38	38	.37	64	188	1.81	3	13	67	80	.77	4	8	130.5	1.25
2011	114	32	44	.39	10	99	.343	1318	11.56	33	.29	75	190	1.67	2	7	66	73	.64	2	9	117.0	1.03
TOTAL	360	114	132	.37	35	302	.321	4012	11.14	97	.27	210	595	1.65	13	34	202	236	.66	16	29	364.0	1.01

14 Kelley, John19(69)-70-71-72.....Worthington, Ohio

17 Kelly, Colin(2010).....Orlando, Fla.

1 Kercher, Keith19(72)-73.....Allentown, Pa.

9 Kerewich, Phil1996-97-98-99.....Wilmette, Ill.

Season	SP	MP	K	K/S	E	TA	Pct	A	A/S	SA	SA/S	SE	DIG	D/S	RE	BS	BA	TB	B/S	BE	BHE	Points	Pts/S
1996	93	29	334	3.59	168	648	.256	9	.10	15	.16	0	137	1.47	0	20	68	88	.95	0	0	403.0	4.33
1997	46	20	109	2.37	51	212	.274	8	.17	8	.17	0	48	1.04	0	5	27	32	.70	0	0	135.5	2.93
1998	73	24	310	4.25	117	562	.343	20	.27	8	.11	35	176	2.41	27	14	53	67	.92	13	2	358.5	4.90
1999	77	26	263	3.42	102	498	.323	22	.29	14	.18	55	182	2.36	24	19	51	70	.91	10	2	321.5	4.17
TOTAL	289	99	1016	3.52	438	1920	.301	59	.20	45	.16	90	543	1.88	51	58	199	257	.89	23	4	1218.5	4.21

6/10 Ketter, Jim1985-86.....Ft. Atkinson, Wis.

8 Kildiss, Eric1977-78.....Lombard, Ill.

8 Klanac, John20(07)-08-09-10.....Orchard Park, N.Y.

Season	SP	MP	K	K/S	E	TA	Pct	A	A/S	SA	SA/S	SE	DIG	D/S	RE	BS	BA	TB	B/S	BE	BHE	Points	Pts/S
2008	48	18	87	1.81	59	222	.126	9	.19	10	.21	35	51	1.06	9	0	19	19	.40	1	1	106.5	2.21
2009	75	21	213	2.84	85	471	.272	10	.13	18	.24	50	98	1.31	27	8	44	52	.69	11	1	261.0	3.48
2010	95	28	376	3.96	150	819	.276	15	.16	18	.19	90	118	1.24	26	10	35	45	.47	4	1	421.5	4.43
2011	111	32	372	3.35	123	732	.340	23	.21	24	.22	66	138	1.24	21	9	47	56	.50	11	1	428.5	3.86
TOTAL	329	99	1048	3.19	417	2244	.281	57	.17	70	.21	241	405	1.23	83	27	145	172	.52	27	4	1217.5	3.70

17 Klein, Jeff(2006).....Addison, Texas

13 Klein, Robbie20(05)-06-07-08-09.....Cincinnati, Ohio

Season	SP	MP	K	K/S	E	TA	Pct	A	A/S	SA	SA/S	SE	DIG	D/S	RE	BS	BA	TB	B/S	BE	BHE	Points	Pts/S
2006	96	32	228	2.38	126	542	.188	27	.28	25	.26	64	132	1.38	22	3	25	28	.29	3	0	268.5	2.79
2007	95	27	331	3.48	126	647	.317	17	.18	44	.46	121	121	1.27	19	5	53	58	.61	8	1	406.5	4.27
2008	102	28	395	3.87	182	915	.233	14	.14	33	.32	109	150	1.47	29	10	57	67	.66	4	4	466.5	4.57
2009	95	27	323	3.40	153	741	.229	9	.09	20	.21	74	105	1.11	21	12	43	55	.58	6	1	376.5	3.96
TOTAL	388	114	1277	3.29	587	2845	.243	67	.17	122	.31	368	508	1.31	91	30	178	208	.54	21	6	1518.0	3.91

10/17 Kleinschmidt, Brandt1989-91-92.....Madison, Wis.

Season	SP	MP	K	K/S	E	TA	Pct	A	A/S	SA	SA/S	SE	DIG	D/S	RE	BS	BA	TB	B/S	BE	BHE	Points	Pts/S
1991	63	26	109	1.73	33	224	.339	3	.05	12	.19	0	84	1.33	0	12	54	66	1.05	0	0	160.0	2.54
1992	85	28	191	2.25	72	408	.292	6	.07	10	.12	0	99	1.16	0	23	75	98	1.15	0	0	261.5	3.07
TOTAL	148	54	300	2.03	105	632	.309	9	.06	22	.15	0	183	1.24	0	35	129	164	1.11	0	0	421.5	2.84

14 Knox, Dan(1980).....Columbus, Ohio

5 Koterba, Jeff1995-96-97-98.....Martinsville, N.J.

Season	SP	MP	K	K/S	E	TA	Pct	A	A/S	SA	SA/S	SE	DIG	D/S	RE	BS	BA	TB	B/S	BE	BHE	Points	Pts/S
1995	31	14	54	1.74	17	107	.346	7	.23	7	.23	0	27	.87	0	6	28	34	1.10	0	0	81.0	2.61
1996	48	20	135	2.81	67	279	.244	18	.38	12	.25	0	62	1.29	0	5	24	29	.60	0	0	164.0	3.42
1997	42	20	101	2.40	49	194	.268	15	.36	15	.36	0	38	.90	0	4	16	20	.48	0	0	128.0	3.05
1998	92	27	465	5.05	199	886	.300	34	.37	27	.29	58	134	1.46	7	7	67	74	.80	23	4	532.5	5.78
TOTAL	213	81	755	3.54	332	1466	.289	74	.35	61	.29	58	261	1.23	7	22	135	157	.74	23	4	905.5	4.25

12 Kovalenko, Mike(1979).....Cleveland, Ohio

- Kready, Robert(1969).....Columbus, Ohio

10 Kues, Brian2007-08-09-10.....Loveland, Ohio

Season	SP	MP	K	K/S	E	TA	Pct	A	A/S	SA	SA/S	SE	DIG	D/S	RE	BS	BA	TB	B/S	BE	BHE	Points	Pts/S
--------	----	----	---	-----	---	----	-----	---	-----	----	------	----	-----	-----	----	----	----	----	-----	----	-----	--------	-------



ALL-TIME ROSTER

2007	71	26	0	.00	1	1-1.000	2	.03	2	.03	12	19	.27	2	0	0	0	.00	0	0	2.0	.03	
2008	43	22	0	.00	2	3	-.667	4	.09	3	.07	7	24	.56	4	0	0	0	.00	0	0	3.0	.07
2009	43	21	0	.00	0	0	.000	1	.02	1	.02	7	16	.37	4	0	0	0	.00	0	0	1.0	.02
2010	6	3	0	.00	0	0	.000	0	.00	1	.17	1	1	.17	0	0	0	0	.00	0	0	1.0	.17
TOTAL	163	72	0	.00	3	4	-.750	7	.04	7	.04	27	60	.37	10	0	0	0	.00	0	0	7.0	.04

20/10/1	Kues, Derek.....2010-11-12-13.....Loveland, Ohio																						
Season	SP	MP	K	K/S	E	TA	Pct	A	A/S	SA	SA/S	SE	DIG	D/S	RE	BS	BA	TB	B/S	BE	BHE	Points	Pts/S
2010	47	22	1	.02	0	1	1.000	2	.04	0	.00	0	6	.13	0	0	0	0	.00	0	0	1.0	.02
2011	60	26	0	.00	0	0	.000	2	.03	0	.00	2	11	.18	0	0	0	0	.00	0	0	0.0	.00
2012	97	28	1	.01	0	2	.500	8	.08	5	.05	0	66	.68	0	0	0	0	.00	0	0	6.0	.06
2013	70	27	0	.00	0	0	.000	2	.03	5	.07	0	16	.23	0	0	0	0	.00	0	0	5.0	.07
TOTAL	274	103	2	.01	9	3	.667	14	.05	10	.04	2	99	.36	0	0	0	0	.00	0	0	12.0	.04

L

23/21/12	Laffin, Nick.....(2014-15)-16-17-18.....Holbrook, N.Y.																						
Season	SP	MP	K	K/S	E	TA	Pct	A	A/S	SA	SA/S	SE	DIG	D/S	RE	BS	BA	TB	B/S	BE	BHE	Points	Pts/S
2016	1	1	0	.00	0	0	.000	0	.00	0	.00	0	0	.00	0	0	0	0	.00	0	0	0.0	.00
2017	4	4	0	.00	0	0	.000	1	.25	0	.00	0	0	.00	0	0	0	0	.00	0	0	0.0	.00
2018	115	31	107	.93	20	210	.414	4	.03	11	.10	74	27	.23	0	7	58	65	.57	11	0	154.0	1.34
TOTAL	120	36	107	.89	20	210	.414	5	.04	11	.09	74	27	.22	0	7	58	65	.54	11	0	154.0	1.28

6	Lallemand, Martin.....2018-19-20-21.....Orp le Grand, Belgium																						
Season	SP	MP	K	K/S	E	TA	Pct	A	A/S	SA	SA/S	SE	DIG	D/S	RE	BS	BA	TB	B/S	BE	BHE	Points	Pts/S
2018	38	22	17	.45	8	37	.243	0	.00	4	.11	13	4	.11	0	0	4	4	.11	0	0	23.0	.61
2019	76	22	169	2.22	69	412	.243	1	.01	20	.26	57	90	1.18	37	1	25	26	.34	6	0	202.5	2.66
2020	62	18	206	3.32	70	452	.301	13	.21	17	.27	40	104	1.68	23	4	38	42	.68	2	0	246	3.97
2021	59	16	199	3.37	75	418	.297	12	.20	20	.34	46	84	1.42	13	1	32	33	.56	4	0	236	4.00
TOTAL	235	78	591	2.51	222	1,319	.280	26	.11	61	.26	156	282	1.20	73	6	99	105	.45	12	0	707.5	3.01

10	Laniauskas, Victor.....1968.....Cleveland, Ohio																						
15	Lavrisha, Frank.....1979.....Cleveland, Ohio																						
4	Lawrence, Kyle.....2010-11-12-13.....Santa Monica, Calif.																						
Season	SP	MP	K	K/S	E	TA	Pct	A	A/S	SA	SA/S	SE	DIG	D/S	RE	BS	BA	TB	B/S	BE	BHE	Points	Pts/S
2010	2	2	0	.00	0	0	.000	7	3.50	0	.00	1	0	.00	0	0	0	0	.00	0	0	0.0	.00
2011	4	4	0	.00	0	0	.000	30	7.50	0	.00	0	2	.50	0	0	0	0	.00	1	2	0.0	.00
2012	22	10	4	.18	9	17	-.294	207	9.41	2	.09	6	33	1.50	0	1	7	8	.36	1	1	10.5	.45
2013	13	7	2	.15	4	6	-.333	122	9.38	1	.08	2	9	.69	0	2	4	6	.46	0	0	7.0	.54
TOTAL	41	23	6	.15	13	23	-.304	366	8.93	3	.07	9	44	1.07	0	3	11	14	.34	2	3	17.5	.41

15	Lawrence, Spencer.....2018.....Costa Mesa, Calif.																						
Season	SP	MP	K	K/S	E	TA	Pct	A	A/S	SA	SA/S	SE	DIG	D/S	RE	BS	BA	TB	B/S	BE	BHE	Points	Pts/S
2018	1	1	0	.00	0	0	.000	0	.00	0	.00	0	0	.00	0	0	0	0	.00	0	0	0.0	.00

-	Lawson, John.....(1968).....Dayton, Ohio																						
5	Leatherman, Richard.....1970-71-72-73.....Columbus, Ohio																						
19/11	Leeson, Blake.....(2015)-16-17-18-19.....Mequon, Wis.																						
Season	SP	MP	K	K/S	E	TA	Pct	A	A/S	SA	SA/S	SE	DIG	D/S	RE	BS	BA	TB	B/S	BE	BHE	Points	Pts/S
2016	119	33	179	1.50	41	326	.423	4	.03	23	.19	78	34	.29	2	16	74	90	.76	26	0	255.0	2.14
2017	114	33	137	1.20	32	242	.434	9	.08	18	.16	74	23	.20	1	23	94	117	1.03	12	1	225.0	1.97
2018	116	31	190	1.64	28	328	.494	8	.07	22	.19	71	22	.19	2	19	81	100	.86	9	0	271.5	2.34
2019	108	29	192	1.78	33	349	.456	10	.09	15	.14	60	26	.24	0	4	84	88	.81	10	1	253.0	2.34
TOTAL	457	126	698	1.53	134	1,245	.453	31	.07	78	.17	283	105	.23	5	62	333	395	.86	57	2	1,004.5	2.20

2	Lehman, Greg.....19(97)-98-99-00-01.....Galena, Ohio																						
Season	SP	MP	K	K/S	E	TA	Pct	A	A/S	SA	SA/S	SE	DIG	D/S	RE	BS	BA	TB	B/S	BE	BHE	Points	Pts/S
1998	35	20	99	2.83	25	160	.463	5	.14	6	.17	20	32	.91	14	1	13	14	.40	5	0	112.5	3.20
1999	48	21	119	2.48	39	226	.354	9	.19	12	.25	33	54	1.12	14	3	15	18	.38	5	3	141.5	2.94
2000	36	19	91	2.53	36	176	.312	5	.14	4	.11	31	32	.89	7	0	17	17	.47	2	2	103.5	2.86
2001	94	27	309	3.29	115	628	.309	26	.28	37	.39	61	153	1.63	23	6	56	62	.66	12	2	380.0	4.04
TOTAL	213	87	618	2.90	215	1,190	.339	45	.21	59	.28	145	271	1.27	58	10	101	111	.52	24	7	737.5	3.46

16	Lehman, Mark.....2000-01-02-03.....Galena, Ohio																						
Season	SP	MP	K	K/S	E	TA	Pct	A	A/S	SA	SA/S	SE	DIG	D/S	RE	BS	BA	TB	B/S	BE	BHE	Points	Pts/S
2000	13	11	0	.00	0	0	.000	0	.00	1	0.08	1	2	.15	0	0	0	0	.00	0	0	1.0	.08
2001	71	27	1	.01	1	2	.000	2	.03	3	0.04	4	41	.58	4	1	1	2	.03	0	0	5.5	.07
2002	81	26	0	.00	0	0	.000	10	.12	2	0.02	9	69	.85	5	0	0	0	.00	0	1	2.0	.02
2003	82	27	0	.00	0	0	.000	4	.05	8	0.10	22	8	.10	0	0	0	0	.00	0	0	8.0	.10
TOTAL	247	91	1	.00	1	2	.000	16	.06	14	0.06	36	120	.49	9	1	1	2	.01	0	1	16.5	.06

15	Lehman, Ronald.....1968.....Westerville, Ohio																						
11	Lelieveld, Rob.....(1981).....Winnipeg, Manitoba																						
9	Lentin, Luke.....2019-20-21.....La Jolla, Calif.																						
Season	SP	MP	K	K/S	E	TA	Pct	A	A/S	SA	SA/S	SE	DIG	D/S	RE	BS	BA	TB	B/S	BE	BHE	Points	Pts/S
2019	25	11	2	.08	4	10	-.200	176	7.04	8	.32	15	23	.92	0	0	1	1	.04	1	2	10.5	.40
2020	22	9	2	.09	1	8	.125	109	4.95	1	.05	5	18	.82	0	0	7	7	.32	0	1	6.5	.30
2021	15	6	1	.07	0	3	.333	99	6.60	3	.20	9	14	.93	0	0	4	4	.27	0	0	6.0	.40
TOTAL	62	26	5	.08	5	21	.000	384	6.19	12	.81	29	55	.89	0	0	12	12	.19	1	3	23	.37



ALL-TIME ROSTER

14 Levitan, Chen.....			2012-13.....												Zichron Ya'akov, Israel													
Season	SP	MP	K	K/S	E	TA	Pct	A	A/S	SA	SA/S	SE	DIG	D/S	RE	BS	BA	TB	B/S	BE	BHE	Points	Pts/S					
2012	36	16	48	1.33	25	119	.193	5	.14	6	.17	26	31	.86	7	1	3	4	.11	3	1	56.5	1.56					
2013	88	26	219	2.49	101	515	.229	19	.22	17	.19	61	132	1.50	25	2	19	21	.24	17	0	247.5	2.81					
TOTAL	124	42	267	2.15	126	634	.222	24	.19	23	.19	87	163	1.31	32	3	22	25	.20	20	1	304.0	2.45					

18 Lewis, Brandon.....			1993.....												Farrell, Pa.													
Season	SP	MP	K	K/S	E	TA	Pct	A	A/S	SA	SA/S	SE	DIG	D/S	RE	BS	BA	TB	B/S	BE	BHE	Points	Pts/S					
1993	9	7	4	.44	0	4	1.000	52	5.78	0	0.00	0	4	.44	0	0	1	1	.11	0	0	4.5	.44					

4 Lexner, Matt.....			1992-93.....												Cheektowaga, N.Y.													
Season	SP	MP	K	K/S	E	TA	Pct	A	A/S	SA	SA/S	SE	DIG	D/S	RE	BS	BA	TB	B/S	BE	BHE	Points	Pts/S					
1992	39	20	9	.23	10	32	-.031	3	.08	4	0.10	0	14	.36	0	0	3	3	.08	0	0	14.5	.36					
1993	10	6	17	1.70	8	39	.231	0	.00	3	0.30	0	22	2.20	0	0	6	6	.60	0	0	23.0	2.30					
TOTAL	49	26	26	.53	18	71	.113	3	.06	7	0.14	0	36	.73	0	0	9	9	.18	0	0	37.5	.76					

- Limbach, Gary.....			(1968).....												Westerville, Ohio													
9 Lindner, Phil.....			1984-85-(86).....												Columbus, Ohio													
7 Loberg, Alexander.....			1998.....												Skein, Norway													
Season	SP	MP	K	K/S	E	TA	Pct	A	A/S	SA	SA/S	SE	DIG	D/S	RE	BS	BA	TB	B/S	BE	BHE	Points	Pts/S					
1998	9	5	0	.00	0	0	.000	1	.11	0	0.00	1	2	.22	0	0	0	0	.00	0	0	0.0	.00					

10 Loftus, John.....			1986-87-88-89.....												Tonawanda, N.Y.													
Season	SP	MP	K	K/S	E	TA	Pct	A	A/S	SA	SA/S	SE	DIG	D/S	RE	BS	BA	TB	B/S	BE	BHE	Points	Pts/S					
1989	75	21	416	5.55	186	945	.243	18	.24	20	0.27	12	160	2.13	1	15	39	54	.72	1	0	470.5	6.27					

45 Lueders, Richard.....			1968-69-70.....												Cincinnati, Ohio													
20 Luhrsens, John.....			20(07)-08.....												Wheaton, Ill.													
Season	SP	MP	K	K/S	E	TA	Pct	A	A/S	SA	SA/S	SE	DIG	D/S	RE	BS	BA	TB	B/S	BE	BHE	Points	Pts/S					
2008	22	14	1	.05	0	2	.500	0	.00	0	.00	6	6	.27	0	0	0	0	.00	0	0	1.0	.05					

1/11 Lutz, Andrew.....			20(11)-(12)-13-14-15.....												North Reading, Mass.													
Season	SP	MP	K	K/S	E	TA	Pct	A	A/S	SA	SA/S	SE	DIG	D/S	RE	BS	BA	TB	B/S	BE	BHE	Points	Pts/S					
2013	83	25	290	3.49	136	718	.214	4	.05	17	.20	58	133	1.60	1	8	46	54	.65	8	1	338.0	4.07					
2014	98	26	352	3.59	147	846	.242	4	.04	15	.15	45	139	1.42	0	13	43	56	.57	4	3	401.5	4.09					
2015	4	3	1	.25	1	4	.000	0	.00	0	.00	0	0	.00	0	0	0	0	.00	0	0	1.0	.25					
TOTAL	185	54	643	3.48	284	1,568	.229	8	.04	32	.17	103	272	1.47	1	21	89	110	.59	12	4	740.5	4.00					

M

10 MacMann, Gordon.....			(1976).....												Cincinnati, Ohio													
9 Marchionda, Mike.....			1988.....												Coraopolis, Pa.													
12/16 Marks, Matt.....			1986-87-88-89.....												Albuquerque, N.M.													
Season	SP	MP	K	K/S	E	TA	Pct	A	A/S	SA	SA/S	SE	DIG	D/S	RE	BS	BA	TB	B/S	BE	BHE	Points	Pts/S					
1989	64	20	130	2.03	86	321	.137	28	.44	4	.06	1	131	2.05	1	7	23	30	.47	0	0	152.5	2.38					

18 Marlowe, Grant.....			(2004).....												Aurora, Ill.													
5 Marxuach, Eduardo.....			1995-96-97.....												Guaynabo, Puerto Rico													
15 Martin, Conor.....			2005-06-07-08.....												Avon Lake, Ohio													
Season	SP	MP	K	K/S	E	TA	Pct	A	A/S	SA	SA/S	SE	DIG	D/S	RE	BS	BA	TB	B/S	BE	BHE	Points	Pts/S					
2005	106	32	1	.01	0	5	.200	14	.13	0	.00	1	203	1.92	34	0	0	0	.00	0	1	1.0	.01					
2006	85	27	0	.00	1	8	-.125	24	.28	0	.00	3	162	1.91	16	0	0	0	.00	0	0	0.0	.00					
2007	89	26	1	.01	7	11	-.545	21	.24	0	.00	1	154	1.73	18	0	0	0	.00	0	1	1.0	.01					
2008	97	28	0	.00	0	2	.000	30	.31	0	.00	0	224	2.31	30	0	0	0	.00	0	3	0.0	.00					
TOTAL	377	113	2	.01	8	26	-.231	89	.24	0	.00	5	743	1.97	98	0	0	0	.00	0	5	2.0	.01					

21 Martin, Sean.....			20(07)-08-09-10.....												Lakewood, Ohio													
Season	SP	MP	K	K/S	E	TA	Pct	A	A/S	SA	SA/S	SE	DIG	D/S	RE	BS	BA	TB	B/S	BE	BHE	Points	Pts/S					
2008	38	20	0	.00	0	0	.000	0	.00	1	.03	2	7	.18	0	0	0	0	.00	0	0	1.0	.03					
2009	1	1	0	.00	0	0	.000	0	.00	0	.00	0	0	.00	0	0	0	0	.00	0	0	0.0	.00					
2010	4	3	0	.00	0	0	.000	0	.00	0	.00	0	1	.25	0	0	0	0	.00	0	0	0.0	.00					
2011	23	10	0	.00	0	0	.000	0	.00	2	.09	1	3	.13	0	0	0	0	.00	0	0	2.0	.09					
TOTAL	66	34	0	.00	0	0	.000	0	.00	3	.05	3	11	.17	0	0	0	0	.00	0	0	3.0	.05					

- Marxuach, Eduardo.....			1995-96-97.....												Guaynabo, Puerto Rico													
Season	SP	MP	K	K/S	E	TA	Pct	A	A/S	SA	SA/S	SE	DIG	D/S	RE	BS	BA	TB	B/S	BE	BHE	Points	Pts/S					
1995	84	26	298	3.55	94	528	.386	10	.12	20	.24	0	120	1.43	0	17	80	97	1.15	0	0	375.0	4.46					
1996	84	25	324	3.86	70	548	.464	18	.21	11	.13	0	109	1.30	0	21	103	124	1.48	0	0	407.5	4.85					
1997	26	11	99	3.81	28	168	.423	8	.31	2	.08	0	20	.77	0	2	18	20	.77	0	0	112.0	4.31					
TOTAL	194	62	721	3.72	192	1244	.425	36	.19	33	.17	0	249	1.28	0	40	201	241	1.24	0	0	894.5	4.61					

4 Mathews, Daniel.....			2005-06-07-08.....												Shorewood, Wis.													
Season	SP	MP	K	K/S	E	TA	Pct	A	A/S	SA	SA/S	SE	DIG	D/S	RE	BS	BA	TB	B/S	BE	BHE	Points	Pts/S					
2005	111	32	82	.74	25	167	.341	1454	13.10	32	.29	62	164	1.48	0	14	101	115	1.04	21	32	178.5	1.60					
2006	112	32	93	.83	33	192	.312	1408	12.57	19	.17	75	152	1.36	0	13	87	100	.89	20	10	168.5	1.50					
2007	95	27	68	.72	30	121	.314	1263	13.29	35	.37	87	107	1.13	1	9	84	93	.98	16	13	154.0	1.62					
2008	97	28	46	.47	18	106	.264	1166	12.02	21	.22	66	170	1.75	0	14	94	108	1.11	27	20	128.0	1.32					
TOTAL	415	119	289	.70	106	586	.312	5291	12.75	107	.26	290	593	1.43	1	50	366	416	1.00	84	75	629.0	1.52					



ALL-TIME ROSTER

13 McCants, Casey 1994-95-(96) Corona Del Mar, Calif.																								
Season	SP	MP	K	K/S	E	TA	Pct	A	A/S	SA	SA/S	SE	DIG	D/S	RE	BS	BA	TB	B/S	BE	BHE	Points	Pts/S	
1994	28	16	39	1.39	21	86	.209	3	.11	7	.25	0	28	1.00	0	2	4	6	.21	0	0	50.0	1.79	
1995	33	15	75	2.27	30	150	.300	2	.06	6	.18	0	35	1.06	0	3	5	8	.24	0	0	86.5	2.61	
TOTAL	61	31	114	1.87	51	236	.267	5	.08	13	.21	0	63	1.03	0	5	9	14	.23	0	0	136.5	2.23	
21 McCormick, Blake (2008) Dublin, Ohio																								
8/9 McDonald, Thomas 1972-73 Columbus, Ohio																								
7 McDougale, Dennis 1970-71-72-73 Worthington, Ohio																								
11 McKeown, John 1990 Laguna Beach, Calif.																								
Season	SP	MP	K	K/S	E	TA	Pct	A	A/S	SA	SA/S	SE	DIG	D/S	RE	BS	BA	TB	B/S	BE	BHE	Points	Pts/S	
1990	78	27	264	3.38	167	712	.136	24	.31	12	.15	0	123	1.58	0	8	29	37	.47	0	0	298.5	3.82	
13/16 McLain, Ross 19(96)-97-98-99-00 Lebanon, Ohio																								
Season	SP	MP	K	K/S	E	TA	Pct	A	A/S	SA	SA/S	SE	DIG	D/S	RE	BS	BA	TB	B/S	BE	BHE	Points	Pts/S	
1997	9	5	6	.67	2	8	.500	1	.11	1	.11	0	7	.78	0	0	0	0	.00	0	0	7.0	.78	
1998	60	24	9	.15	6	22	.136	0	.00	2	.03	5	20	.33	4	0	0	0	.00	0	0	11.0	.18	
1999	70	27	3	.04	1	7	.286	0	.00	3	.04	7	24	.34	0	0	1	1	.01	1	0	6.5	.09	
2000	76	26	7	.09	0	12	.583	10	.13	0	.00	4	145	1.91	19	0	0	0	.00	0	0	7.0	.09	
TOTAL	215	82	25	.12	9	49	.327	11	.05	6	.03	16	196	.91	23	0	1	1	.00	1	0	31.5	.14	
- McMichael, Thomas 1971 Spencerville, Ohio																								
13/14/17 McMillan, Colin 19(96)-97-98-99-00 Burlington, Wis.																								
Season	SP	MP	K	K/S	E	TA	Pct	A	A/S	SA	SA/S	SE	DIG	D/S	RE	BS	BA	TB	B/S	BE	BHE	Points	Pts/S	
1997	72	26	189	2.62	30	316	.503	6	.08	18	.25	0	52	.72	0	20	78	98	1.36	0	0	266.0	3.69	
1998	97	27	323	3.33	60	574	.458	9	.09	14	.14	61	115	1.19	7	24	112	136	1.40	20	3	417.0	4.30	
1999	91	27	345	3.79	70	604	.455	13	.14	9	.10	33	94	1.03	5	14	132	146	1.60	10	3	434.0	4.77	
2000	93	29	349	3.75	41	595	.518	6	.06	18	.19	87	37	.40	0	17	151	168	1.81	26	3	459.5	4.94	
TOTAL	353	109	1206	3.42	201	2089	.481	34	.10	59	.17	181	298	.84	12	75	473	548	1.55	56	9	1576.5	4.46	
4 Meidel, Luke 2018-21 O'Fallon, Ill.																								
Season	SP	MP	K	K/S	E	TA	Pct	A	A/S	SA	SA/S	SE	DIG	D/S	RE	BS	BA	TB	B/S	BE	BHE	Points	Pts/S	
2018	5	4	0	.00	0	0	.000	2	.40	0	.00	0	5	1.00	1	0	0	0	.00	0	0	0.0	.00	
2019	44	22	0	.00	0	3	.000	5	.11	1	.02	4	36	.82	0	0	0	0	.00	0	0	1.0	.02	
2020	46	14	0	.00	0	0	.000	24	.52	0	.00	0	101	2.20	14	0	0	0	.00	0	0	0	.00	
2021	63	19	0	.00	0	0	.000	26	.41	0	.00	0	113	1.77	9	0	0	0	.00	0	0	0	.00	
TOTAL	158	59	0	.00	0	3	.000	57	.36	1	.02	4	255	1.61	23	0	0	0	.00	0	0	1.0	.02	
1 Meske, Dan 2004-05-06-07 Willow Spring, Ill.																								
Season	SP	MP	K	K/S	E	TA	Pct	A	A/S	SA	SA/S	SE	DIG	D/S	RE	BS	BA	TB	B/S	BE	BHE	Points	Pts/S	
2004	97	30	1	.01	1	14	.000	22	.23	0	.00	2	198	2.04	44	0	0	0	.00	0	3	1.0	.01	
2005	100	32	2	.02	2	8	.000	3	.03	7	.07	15	26	.26	5	0	0	0	.00	0	0	9.0	.09	
2006	106	32	2	.02	0	5	.400	9	.08	6	.06	16	55	.52	11	0	1	1	.01	0	0	8.5	.08	
2007	71	23	216	3.04	56	449	.356	13	.18	21	.30	47	99	1.39	1	2	25	27	.38	3	3	251.5	3.54	
TOTAL	374	117	221	.59	59	476	.340	47	.13	34	.09	80	378	1.01	61	2	26	28	.07	3	6	270.0	.72	
9 Mihacevich, Dan 1994-95-96-97 Brunswick, Ohio																								
Season	SP	MP	K	K/S	E	TA	Pct	A	A/S	SA	SA/S	SE	DIG	D/S	RE	BS	BA	TB	B/S	BE	BHE	Points	Pts/S	
1994	54	26	107	1.98	36	203	.350	8	.15	10	.19	0	51	.94	0	7	35	42	.78	0	0	141.5	2.61	
1995	95	28	385	4.05	142	750	.324	17	.18	16	.17	0	154	1.62	0	10	41	51	.54	0	0	431.5	4.54	
1996	94	27	468	4.98	160	931	.331	34	.36	34	.36	0	156	1.66	0	8	38	46	.49	0	0	529.0	5.63	
1997	73	23	346	4.74	147	747	.266	29	.40	18	.25	0	160	2.19	0	11	45	56	.77	0	0	397.5	5.44	
TOTAL	316	104	1306	4.13	485	2631	.312	88	.28	78	.25	0	521	1.65	0	36	159	195	.62	0	0	1499.5	4.74	
3 Mikesch, Parker 2019-20-21 Xenia, Ohio																								
Season	SP	MP	K	K/S	E	TA	Pct	A	A/S	SA	SA/S	SE	DIG	D/S	RE	BS	BA	TB	B/S	BE	BHE	Points	Pts/S	
2019	78	28	7	.09	6	23	.043	259	3.32	3	.04	11	51	.65	2	0	10	10	.13	5	1	15.0	.19	
2020	33	10	0	.00	0	1	.000	11	0.33	0	.00	0	54	1.64	10	0	0	0	.00	0	0	0	.00	
2021	49	13	0	.00	0	0	.000	13	0.27	0	.00	0	30	.61	7	0	0	0	.00	0	0	0	.00	
TOTAL	169	51	7	.04	6	24	.042	283	1.67	3	.02	11	135	.80	19	0	10	10	.06	5	1	15.0	.09	
4 Minerich, Phillip 1974-75-76 Medina, Ohio																								
19 Mohr, Garrett (2014) San Marino, Calif.																								
10 Montrose, David (1986) Marengo, Ohio																								
17 Moothart, Chase 2018-19 Irvine, Calif.																								
Season	SP	MP	K	K/S	E	TA	Pct	A	A/S	SA	SA/S	SE	DIG	D/S	RE	BS	BA	TB	B/S	BE	BHE	Points	Pts/S	
2018	54	23	0	.00	0	0	.000	1	.02	2	.04	17	9	.17	0	0	0	0	.00	0	0	2.0	.04	
2019	29	15	0	.00	0	0	.000	1	.03	6	.21	7	3	.10	0	0	0	0	.00	0	0	6.0	.21	
TOTAL	83	38	0	.00	0	0	.000	2	.02	8	.10	24	12	.14	0	0	0	0	.00	0	0	8.0	.10	
3 Morales, Joerel 2004-05-06-07 Caguas, Puerto Rico																								
Season	SP	MP	K	K/S	E	TA	Pct	A	A/S	SA	SA/S	SE	DIG	D/S	RE	BS	BA	TB	B/S	BE	BHE	Points	Pts/S	
2004	6	3	1	.17	0	3	.333	53	8.83	1	.17	1	3	.50	0	0	6	6	1.00	0	0	5.0	.83	
2005	3	3	0	.00	0	0	.000	9	3.00	0	.00	1	2	.67	0	0	0	0	.00	0	0	0.0	.00	



ALL-TIME ROSTER

2006	9	6	0	.00	0	1	.000	14	1.56	0	.00	1	7	.78	0	0	0	0	.00	0	0	0.0	.00
2007	1	1	0	.00	0	0	.000	0	.00	0	.00	0	0	.00	0	0	0	0	.00	0	0	0.0	.00
TOTAL	19	13	1	.05	0	4	.250	76	4.00	1	.05	3	12	.63	0	0	6	6	.32	0	0	5.0	.26

13 Moye, Andy 1979 Worthington, Ohio

55 Murdock, James 1968-69 Columbus, Ohio

7 Murphy, Matt 1981-82 Tampa, Fla.

14 Murphy, Robbie (2018)-19-21 Glen Ellyn, Ill.

Season	SP	MP	K	K/S	E	TA	Pct	A	A/S	SA	SA/S	SE	DIG	D/S	RE	BS	BA	TB	B/S	BE	BHE	Points	Pts/S
2019	3	1	4	1.33	2	8	.250	0	.00	0	.00	2	1	.33	1	0	0	0	.00	0	0	4.0	1.33
2021	16	7	8	0.50	4	19	.211	1	.06	3	.19	8	7	.44	7	0	2	2	.13	0	0	12.0	0.75
TOTAL	19	8	12	0.63	6	27	.222	1	.05	3	.16	10	8	.42	8	0	2	2	.11	0	0	16.0	0.84

N

18 Neary, Dustan 2014-15 Ventura, Calif.

Season	SP	MP	K	K/S	E	TA	Pct	A	A/S	SA	SA/S	SE	DIG	D/S	RE	BS	BA	TB	B/S	BE	BHE	Points	Pts/S
2014	98	26	114	1.16	24	213	.423	1	.01	5	.05	17	23	.23	1	7	74	81	.83	7	0	163.0	1.66
2015	60	19	77	1.28	17	143	.420	0	.00	7	.12	23	6	.10	0	7	43	50	.83	1	0	112.5	1.87
TOTAL	158	45	191	1.21	41	356	.421	1	.01	12	.08	40	29	.18	1	14	117	131	.83	8	0	275.5	1.74

15 Newton, Jonathan 2012-13-14 Santa Barbara, Calif.

Season	SP	MP	K	K/S	E	TA	Pct	A	A/S	SA	SA/S	SE	DIG	D/S	RE	BS	BA	TB	B/S	BE	BHE	Points	Pts/S
2012	8	4	2	.25	1	3	.333	0	.00	2	.25	0	3	.38	0	0	5	5	.62	0	0	6.5	.75
2013	3	2	3	1.00	0	5	.600	0	.00	0	.00	0	0	.00	0	0	0	0	.00	0	0	3.0	1.00
2014	4	3	0	.00	0	0	.000	0	.00	0	.00	1	0	.00	0	0	0	0	.00	0	0	0.0	.00
TOTAL	15	9	5	.33	1	8	.500	0	.00	2	.13	1	3	.20	0	0	5	5	.33	0	0	9.5	.60

40 Noonan, Michael 19(68)-69 Westerville, Ohio

3 Norcia, Pete 1982-83-84 Waukesha, Wis.

O

19 Oliveira, Bronson (2007) Los Angeles, Calif.

3 Oliver, Jay (1994) Perrysburg, Ohio

Season	SP	MP	K	K/S	E	TA	Pct	A	A/S	SA	SA/S	SE	DIG	D/S	RE	BS	BA	TB	B/S	BE	BHE	Points	Pts/S
1994	3	3	5	1.67	1	8	.500	0	.00	0	.00	0	3	1.00	0	0	1	1	.33	0	0	5.5	1.67

12 Olree, Pieter 19(98)-99-00-01-02 Reading, Pa.

Season	SP	MP	K	K/S	E	TA	Pct	A	A/S	SA	SA/S	SE	DIG	D/S	RE	BS	BA	TB	B/S	BE	BHE	Points	Pts/S
1999	44	16	183	4.16	77	363	.292	11	.25	2	.05	27	65	1.48	3	6	27	33	.75	7	2	204.5	4.64
2000	91	29	446	4.90	180	847	.314	30	.33	29	.32	110	196	2.15	47	9	70	79	.87	12	2	519.0	5.70
2001	98	28	340	3.47	123	642	.338	18	.18	38	.39	102	150	1.53	33	7	63	70	.71	10	3	416.5	4.24
2002	108	30	614	5.69	176	1110	.395	25	.23	40	.37	116	158	1.46	22	2	80	82	.76	9	6	696.0	6.44
TOTAL	341	103	1583	4.64	556	2962	.347	84	.25	109	.32	355	569	1.67	105	24	240	264	.77	38	13	1836.0	5.38

16 Opperman, Steve (1984) New Bremen, Ohio

13 Osborne, DeWayne 1980-(81) Ponce City, Okla.

14 Osman, Gary 1976-77-78 Stow, Ohio

5 Overman, Grayson 2010-11-12-13 San Clemente, Calif.

Season	SP	MP	K	K/S	E	TA	Pct	A	A/S	SA	SA/S	SE	DIG	D/S	RE	BS	BA	TB	B/S	BE	BHE	Points	Pts/S
2010	64	20	95	1.48	26	179	.385	16	.25	15	.23	40	16	.25	0	10	73	83	1.30	11	0	156.5	2.44
2011	96	29	155	1.61	29	272	.463	16	.17	8	.08	54	27	.28	1	9	96	105	1.09	15	0	220.0	2.29
2012	97	27	141	1.45	49	297	.310	8	.08	10	.10	53	30	.31	1	18	105	123	1.27	13	2	221.5	2.28
2013	90	26	131	1.46	33	259	.378	7	.08	10	.11	35	31	.34	0	24	91	115	1.28	25	0	210.5	2.33
TOTAL	347	102	522	1.50	127	1007	.382	47	.14	43	.12	182	104	.30	2	61	365	426	1.23	64	2	808.5	2.33

P

7 Pasteur, Jacob 2021 Westminster, Md.

Season	SP	MP	K	K/S	E	TA	Pct	A	A/S	SA	SA/S	SE	DIG	D/S	RE	BS	BA	TB	B/S	BE	BHE	Points	Pts/S
2001	68	19	209	3.07	121	478	.184	5	.07	21	.31	84	74	1.09	8	4	38	42	.62	6	0	253	3.72

6 Peckham, Mark 2001-02-03-04 London, Ontario

Season	SP	MP	K	K/S	E	TA	Pct	A	A/S	SA	SA/S	SE	DIG	D/S	RE	BS	BA	TB	B/S	BE	BHE	Points	Pts/S
2001	49	16	31	.63	8	50	.460	576	11.76	6	.12	28	56	1.14	0	4	37	41	.84	8	12	59.5	1.20
2002	106	30	70	.66	18	131	.397	1421	13.41	18	.17	62	129	1.22	0	6	78	84	.79	15	27	133.0	1.25
2003	101	28	56	.55	21	119	.294	1377	13.63	13	.13	48	154	1.52	0	7	76	83	.82	14	33	114.0	1.13
2004	103	30	64	.62	11	114	.465	1349	13.10	14	.14	33	186	1.81	2	15	81	96	.93	17	23	133.5	1.29
TOTAL	359	104	221	.62	58	414	.394	4723	13.16	51	.14	171	525	1.46	2	32	272	304	.85	54	95	440.0	1.23

10 Pedersen, Adam 2001-02-03-04 Muskego, Wis.

Season	SP	MP	K	K/S	E	TA	Pct	A	A/S	SA	SA/S	SE	DIG	D/S	RE	BS	BA	TB	B/S	BE	BHE	Points	Pts/S
2001	98	28	135	1.38	38	262	.370	4	.04	8	.08	21	27	.28	0	12	123	135	1.38	13	0	216.5	2.20
2002	91	27	209	2.30	36	344	.503	5	.05	12	.13	30	28	.31	0	5	96	101	1.11	10	2	274.0	3.01
2003	98	28	216	2.20	41	366	.478	1	.01	5	.05	9	26	.27	1	6	98	104	1.06	19	3	276.0	2.82



ALL-TIME ROSTER

2004	72	25	183	2.54	49	328	.409	2	.03	2	.03	4	28	.39	1	8	79	87	1.21	14	0	232.5	3.22
TOTAL	359	108	743	2.07	164	1300	.445	12	.03	27	.08	64	109	.30	2	31	396	427	1.19	56	5	999.0	2.78

8/10 Pereira, Jose 1997-98-99 San Juan, Puerto Rico

Season	SP	MP	K	K/S	E	TA	Pct	A	A/S	SA	SA/S	SE	DIG	D/S	RE	BS	BA	TB	B/S	BE	BHE	Points	Pts/S
1997	81	26	276	3.41	122	526	.293	27	.33	26	.32	0	128	1.58	0	10	42	52	.64	0	0	333.0	4.11
1998	40	17	127	3.17	48	238	.332	20	.50	10	.25	46	89	2.22	10	2	13	15	.38	4	3	145.5	3.62
1999	65	27	177	2.72	78	337	.294	18	.28	7	.11	41	81	1.25	9	5	28	33	.51	4	4	203.0	3.12
TOTAL	186	70	580	3.12	248	1101	.302	65	.35	43	.23	87	298	1.60	19	17	83	100	.54	8	7	681.5	3.66

- Peterson, William (1969) Toledo, Ohio

- Petrek, John (1969) Hubbard, Ohio

13 Petrie, Trent 1984-85 Champaign, Ill.

17/3 Piechowski, Michael 2011-12-13-14 Los Angeles, Calif.

Season	SP	MP	K	K/S	E	TA	Pct	A	A/S	SA	SA/S	SE	DIG	D/S	RE	BS	BA	TB	B/S	BE	BHE	Points	Pts/S
2011	2	1	0	.00	0	0	.000	0	.00	0	.00	0	2	1.00	1	0	0	0	.00	0	0	.00	.00
2012	93	26	1	.01	0	2	.500	23	.25	0	.00	0	119	1.28	22	0	0	0	.00	0	0	1.0	.01
2013	10	7	0	.00	0	0	.000	0	.00	0	.00	0	4	.40	0	0	0	0	.00	0	0	.00	.00
2014	43	16	0	.00	0	1	.000	13	.30	0	.00	0	67	1.56	7	0	0	0	.00	0	0	.00	.00
TOTAL	148	50	1	.01	0	3	.333	36	.24	0	.00	0	192	1.30	30	0	0	0	.00	0	0	1.0	.01

22 Pieper, Casey 2018 Cincinnati, Ohio

Season	SP	MP	K	K/S	E	TA	Pct	A	A/S	SA	SA/S	SE	DIG	D/S	RE	BS	BA	TB	B/S	BE	BHE	Points	Pts/S
2018	8	7	1	.12	0	1	1.000	0	.00	0	.00	3	3	.38	0	0	3	3	.38	0	0	2.5	.25

5 Platfoot, Noah 2018 Hilliard, Ohio

Season	SP	MP	K	K/S	E	TA	Pct	A	A/S	SA	SA/S	SE	DIG	D/S	RE	BS	BA	TB	B/S	BE	BHE	Points	Pts/S
2021	25	9	3	.12	1	7	.286	182	7.28	0	.00	9	28	1.12	1	1	5	0	.24	2	2	6.5	.26

8 Plume, Andrejs (1983) Buffalo Grove, Ill.

16 Pohlman, Matt 20(12)-13-(14)-15-16 Scottsdale, Ariz.

Season	SP	MP	K	K/S	E	TA	Pct	A	A/S	SA	SA/S	SE	DIG	D/S	RE	BS	BA	TB	B/S	BE	BHE	Points	Pts/S
2013	10	6	8	.80	3	27	.185	0	.00	0	.00	3	2	.20	1	0	1	1	.10	0	0	8.5	.80
2015	58	25	42	.72	27	126	.119	0	.00	9	.16	27	24	.41	0	1	18	19	.33	3	1	61.0	1.05
2016	28	19	7	.25	5	23	.087	1	.04	5	.18	2	6	.21	0	0	8	8	.29	3	0	16.0	.57
TOTAL	96	50	57	.59	35	176	.125	1	.01	14	.15	32	32	.33	1	1	27	28	.29	6	1	85.5	.89

2 Poole, Thomas 2021 Dublin, Ohio

Season	SP	MP	K	K/S	E	TA	Pct	A	A/S	SA	SA/S	SE	DIG	D/S	RE	BS	BA	TB	B/S	BE	BHE	Points	Pts/S
2021	25	6	0	.00	0	0	.000	0	.00	1	.04	2	9	.36	2	0	0	0	.00	0	0	1	.04

7 Porter, Kenneth 1975-76 Portsmouth, Ohio

2 Potter, Steve 1992-93-94-95 Upper St. Clair, Pa.

Season	SP	MP	K	K/S	E	TA	Pct	A	A/S	SA	SA/S	SE	DIG	D/S	RE	BS	BA	TB	B/S	BE	BHE	Points	Pts/S
1992	71	30	172	2.42	83	395	.225	10	0.14	6	0.08	0	70	0.99	0	2	23	25	0.35	0	0	191.5	2.69
1993	105	34	397	3.78	169	840	.271	42	0.40	25	0.24	0	126	1.20	0	10	92	102	0.97	0	0	478.0	4.55
1994	110	31	568	5.16	202	1118	.327	33	0.30	45	0.41	0	204	1.85	0	18	71	89	0.81	0	0	666.5	6.05
1995	90	28	447	4.97	151	876	.338	39	0.43	47	0.52	0	159	1.77	0	12	62	74	0.82	0	0	537.0	5.97
TOTAL	376	123	1584	4.21	605	3229	.303	124	0.33	123	0.33	0	559	1.49	0	42	248	290	0.77	0	0	1873.0	4.98

- Price, Charles (1968) Dunkirk, Ohio

R

3 Randolph, Greg 2002-03 Worthington, Ohio

Season	SP	MP	K	K/S	E	TA	Pct	A	A/S	SA	SA/S	SE	DIG	D/S	RE	BS	BA	TB	B/S	BE	BHE	Points	Pts/S
2002	35	19	7	0.20	3	14	.286	0	0.00	1	0.03	7	7	0.20	0	0	0	0	0.00	0	1	8.0	0.23
2003	3	3	0	0.00	0	0	.000	0	0.00	0	0.00	2	0	0.00	0	0	0	0	0.00	0	0	0.0	0.00
TOTAL	38	22	7	0.18	3	14	.286	0	0.00	1	0.03	9	7	0.18	0	0	0	0	0.00	0	1	8.0	0.21

10 Ramirez, Carolos (2005) Caguas, Puerto Rico

1/3/8 Ramirez, Honesto 1984-85-86-87 Point Charlotte, Fla.

- Rastberger, Justin (2003) Mechanicsville, Va.

10 Read, TJ 20(12)-13-14 Fresno, Calif.

Season	SP	MP	K	K/S	E	TA	Pct	A	A/S	SA	SA/S	SE	DIG	D/S	RE	BS	BA	TB	B/S	BE	BHE	Points	Pts/S
2013	1	1	0	.00	0	0	.000	0	.00	0	.00	0	0	.00	0	0	0	0	.00	0	0	0.0	.00
2014	1	1	0	.00	0	0	.000	0	.00	0	.00	0	0	.00	0	0	0	0	.00	0	0	0.0	.00
TOTAL	1	1	0	.00	0	0	.000	0	.00	0	.00	0	0	.00	0	0	0	0	.00	0	0	0.0	.00

50 Reid II, Arden 1968 Columbus, Ohio

- Reinhart, Thomas 1968 Cinnaminson, N.J.

8 Reimann, Andy (1982) Park Ridge, Ill.

4 Rembert, Errole 1971-72-73 Cleveland, Ohio

5 Riley, Kevin 1991-92-93 Depew, N.Y.

Season	SP	MP	K	K/S	E	TA	Pct	A	A/S	SA	SA/S	SE	DIG	D/S	RE	BS	BA	TB	B/S	BE	BHE	Points	Pts/S
1991	42	23	68	1.62	31	136	.272	10	0.24	5	0.12	0	72	1.71	0	1	16	17	0.40	0	0	82.0	1.95
1992	79	30	229	2.90	102	535	.237	20	0.25	18	0.23	0	115	1.46	0	9	53	62	0.78	0	0	282.5	3.57
1993	62	29	105	1.69	40	231	.281	14	0.23	10	0.16	0	58	0.94	0	3	28	31	0.50	0	0	132.0	2.13
TOTAL	183	82	402	2.20	173	902	.254	44	0.24	33	0.18	0	245	1.34	0	13	97	110	0.60	0	0	496.5	2.71



ALL-TIME ROSTER

- Rings, Michael..... (1968)..... Amlin, Ohio																							
3 Rivera, Jose..... 19(96)-97-98-99-00..... Waukegan, Ill.																							
Season	SP	MP	K	K/S	E	TA	Pct	A	A/S	SA	SA/S	SE	DIG	D/S	RE	BS	BA	TB	B/S	BE	BHE	Points	Pts/S
1996	9	5	21	2.33	12	46	.196	1	.11	1	.11	0	16	1.78	0	2	2	4	.44	0	0	25.0	2.78
1997	41	17	111	2.71	32	186	.425	14	.34	5	.12	0	56	1.37	0	2	17	19	.46	0	0	126.5	3.07
1998	79	26	262	3.32	124	519	.266	34	.43	12	.15	46	166	2.10	22	7	32	39	.49	17	2	297.0	3.76
1999	66	24	222	3.36	106	456	.254	20	.30	20	.30	74	153	2.32	21	5	37	42	.64	14	1	265.5	4.02
2000	91	29	284	3.12	89	530	.368	30	.33	26	.29	98	205	2.25	22	3	63	66	.73	19	1	344.5	3.78
TOTAL	286	101	900	3.15	363	1737	.309	99	.35	64	.22	218	596	2.08	65	19	151	170	.59	50	4	1058.5	3.70
- Robertson, James..... 1970..... -																							
12/13 Rosebrock, Alan..... 1985-(86)..... Napoleon, Ohio																							
- Rowles, Harold..... (1968)..... Bremen, Ohio																							
3 Rozich, Alan..... 1973-74-75-(76)..... Philadelphia, Pa.																							
10 Ryan, Sean..... 2019-20-21..... Countryside, Ill.																							
Season	SP	MP	K	K/S	E	TA	Pct	A	A/S	SA	SA/S	SE	DIG	D/S	RE	BS	BA	TB	B/S	BE	BHE	Points	Pts/S
2019	46	15	99	2.15	53	231	.199	3	.07	7	.15	48	50	1.09	14	2	29	31	.67	0	1	122.5	2.65
2020	9	7	5	0.56	0	9	.556	1	.11	0	.00	1	2	0.22	0	0	1	1	.11	0	0	5.5	0.61
2021	3	3	1	0.33	2	6	-.167	0	.00	0	.00	0	0	0.00	0	0	1	1	.33	0	1	1.5	0.50
TOTAL	58	25	105	1.81	55	246	.203	4	.07	7	.12	49	52	0.90	14	2	31	33	.57	0	2	129.5	2.23
1 Samarin, Aaron..... 2015-16-(17)-18-19..... Clovis, Calif.																							
Season	SP	MP	K	K/S	E	TA	Pct	A	A/S	SA	SA/S	SE	DIG	D/S	RE	BS	BA	TB	B/S	BE	BHE	Points	Pts/S
2015	25	9	0	.00	0	0	.000	8	.32	0	.00	1	39	1.56	10	0	0	0	.00	0	0	0.0	.00
2016	24	17	0	.00	0	1	.000	0	.00	1	.04	2	2	.08	1	0	0	0	.00	0	0	1.0	.04
2018	116	31	1	.01	0	1	1.000	54	.47	0	.00	0	224	1.93	36	0	0	0	.00	0	3	1.0	.01
2019	107	29	1	.01	1	9	.000	46	.43	0	.00	1	176	1.64	37	0	0	0	.00	0	2	1.0	.01
TOTAL	245	76	2	.01	1	11	.091	100	.41	1	.00	3	402	1.64	74	0	0	0	.00	0	5	3.0	.01
6 Sangrey, Shawn..... 2009-10-11-12..... Columbia, Pa.																							
Season	SP	MP	K	K/S	E	TA	Pct	A	A/S	SA	SA/S	SE	DIG	D/S	RE	BS	BA	TB	B/S	BE	BHE	Points	Pts/S
2009	51	20	83	1.63	65	223	.081	7	.14	6	.12	35	47	.92	7	1	31	32	.63	4	2	105.5	2.06
2010	91	28	430	4.73	187	913	.266	16	.18	33	.36	89	128	1.41	2	9	63	72	.79	1	0	503.5	5.53
2011	97	28	380	3.92	148	798	.291	10	.10	33	.34	67	157	1.62	1	3	67	70	.72	2	1	449.5	4.63
2012	109	28	548	5.03	215	1203	.277	8	.07	31	.28	67	209	1.92	0	7	61	68	.62	7	0	616.5	5.65
TOTAL	348	104	1441	4.14	615	3137	.263	41	.12	103	.30	258	541	1.55	10	20	222	242	.70	14	3	1675.0	4.81
11 Schoenfeldt, Ted..... 2007-08-09-10..... Northbrook, Ill.																							
Season	SP	MP	K	K/S	E	TA	Pct	A	A/S	SA	SA/S	SE	DIG	D/S	RE	BS	BA	TB	B/S	BE	BHE	Points	Pts/S
2007	16	14	12	.75	2	22	.455	0	.00	2	.12	4	5	.31	0	0	2	2	.12	0	0	15.0	.94
2008	60	21	106	1.77	24	198	.414	11	.18	12	.20	29	42	.70	0	6	54	60	1.00	11	1	151.0	2.52
2009	88	25	303	3.44	116	643	.291	18	.20	20	.23	46	120	1.36	6	8	53	61	.69	9	3	357.5	4.06
2010	68	24	165	2.43	50	313	.367	6	.09	16	.24	42	56	.82	0	8	50	58	.85	0	5	214.0	3.15
TOTAL	232	84	586	2.53	192	1176	.335	35	.15	50	.22	121	223	.96	6	22	159	181	.78	20	9	737.5	3.18
1 Schultz, Jon..... 19(99)-00-01-02..... Oak Park, Ill.																							
Season	SP	MP	K	K/S	E	TA	Pct	A	A/S	SA	SA/S	SE	DIG	D/S	RE	BS	BA	TB	B/S	BE	BHE	Points	Pts/S
2000	15	9	2	0.13	0	5	.400	85	5.67	1	0.07	1	4	0.27	0	0	1	1	0.07	0	1	3.5	0.20
2001	56	18	35	0.62	5	70	.429	731	13.05	5	0.09	11	64	1.14	0	2	40	42	0.75	11	17	62.0	1.11
2002	10	8	1	0.10	3	4	-.500	52	5.20	0	0.00	5	5	0.50	0	0	3	3	0.30	0	3	2.5	0.20
TOTAL	81	35	38	0.47	8	79	.380	868	10.72	6	0.07	17	73	0.90	0	2	44	46	0.57	11	21	68.0	0.84
- Scurlock, Richard..... (1969)..... Portsmouth, Ohio																							
4 Sears, David..... 19(79)-80-81..... Mountain Lakes, N.J.																							
- Seidelmann, Don..... (1968)..... Columbus, Ohio																							
1 Sherman, Brian..... 1978-79..... Independence, Mo.																							
2 Sherman, Craig..... 1981-82..... Independence, Mo.																							
15 Shopoff, Jim..... (1974)..... Columbus, Ohio																							
13 Siapanis, Sotiris..... 2021..... Limassol, Cyprus																							
Season	SP	MP	K	K/S	E	TA	Pct	A	A/S	SA	SA/S	SE	DIG	D/S	RE	BS	BA	TB	B/S	BE	BHE	Points	Pts/S
2021	50	13	206	4.12	63	402	.356	6	.12	11	.22	39	80	1.60	15	1	24	25	.50	6	0	230.0	4.60
22 Skinner, Kyle..... 2019-20..... Santa Barbara, Calif.																							
Season	SP	MP	K	K/S	E	TA	Pct	A	A/S	SA	SA/S	SE	DIG	D/S	RE	BS	BA	TB	B/S	BE	BHE	Points	Pts/S
2019	33	14	47	1.42	32	137	.109	4	.12	4	.12	25	34	1.03	9	0	8	8	.24	0	0	55.0	1.67
2020	12	7	0	0.00	0	0	.00	0	.00	1	.08	3	2	0.17	0	0	0	0	.00	0	0	1.0	0.08
TOTAL	45	21	47	1.04	32	137	.109	4	.09	5	.11	28	36	0.8	9	0	8	8	.18	0	0	56.0	1.24
7 Smith, Eric..... 19(95)-96..... Pickerington, Ohio																							
Season	SP	MP	K	K/S	E	TA	Pct	A	A/S	SA	SA/S	SE	DIG	D/S	RE	BS	BA	TB	B/S	BE	BHE	Points	Pts/S
1996	29	14	40	1.38	24	97	.165	3	0.10	1	0.03	0	23	0.79	0	7	25	32	1.10	0	0	60.5	2.07
1-2 Sommer, Matt..... 1979-80..... Columbus, Ohio																							
7/9/17 Somosierra, Pascal..... 19(83)-84-85-87..... Casablanca, Morocco																							
20 Sowski, Kevin..... (2016)..... Anaheim, Calif.																							
8 Spitznagle, Adam..... 1993-94-95-96..... Wheaton, Ill.																							
Season	SP	MP	K	K/S	E	TA	Pct	A	A/S	SA	SA/S	SE	DIG	D/S	RE	BS	BA	TB	B/S	BE	BHE	Points	Pts/S
1993	111	32	39	0.35	17	97	.227	1588	14.31	12	0.11	0	153	1.38	0	9	89	98	0.88	0	0	104.5	0.94
1994	118	33	80	0.68	27	189	.280	1813	15.36	29	0.25	0	199	1.69	0	19	100	119	1.01	0	0	178.0	1.51



ALL-TIME ROSTER

1995	87	28	43	0.49	14	95	.305	1390	15.98	19	0.22	0	115	1.32	0	20	57	77	0.89	0	0	110.5	1.26
1996	97	29	62	0.64	17	114	.395	1651	17.02	18	0.19	0	115	1.19	0	16	71	87	0.90	0	0	131.5	1.35
TOTAL	413	122	224	0.54	75	495	.301	6442	15.60	78	0.19	0	582	1.41	0	64	317	381	0.92	0	0	524.5	1.27

7 Spurlock, Ben.....20(05)-06-(07)-08-09.....Stow, Ohio

Season	SP	MP	K	K/S	E	TA	Pct	A	A/S	SA	SA/S	SE	DIG	D/S	RE	BS	BA	TB	B/S	BE	BHE	Points	Pts/S
2006	42	18	80	1.90	20	138	.435	4	0.10	5	0.12	18	12	0.29	0	6	42	48	1.14	11	0	112.0	2.67
2008	100	28	191	1.91	37	346	.445	12	0.12	15	0.15	57	41	0.41	0	9	106	115	1.15	18	1	268.0	2.68
2009	68	23	126	1.85	27	231	.429	9	0.13	10	0.15	32	33	0.49	1	2	36	38	0.56	10	0	156.0	2.29
TOTAL	210	69	397	1.89	84	715	.438	25	0.12	30	0.14	107	86	0.41	1	17	184	201	0.96	39	1	536.0	2.55

11 Spurlock, Scott.....2002-03-04-05.....Stow, Ohio

Season	SP	MP	K	K/S	E	TA	Pct	A	A/S	SA	SA/S	SE	DIG	D/S	RE	BS	BA	TB	B/S	BE	BHE	Points	Pts/S
2002	50	22	42	.84	7	82	.427	1	.02	4	.08	20	9	.18	0	2	48	50	1.00	1	3	72.0	1.44
2003	70	21	158	2.26	39	301	.395	1	.01	5	.07	9	24	.34	1	2	85	87	1.24	19	1	207.5	2.96
2004	99	30	207	2.09	50	383	.410	9	.09	7	.07	17	43	.43	2	7	131	138	1.39	19	3	286.5	2.89
2005	109	32	212	1.94	53	399	.398	19	.17	12	.11	13	34	.31	0	6	123	129	1.18	28	6	291.5	2.67
TOTAL	328	105	619	1.89	149	1165	.403	30	.09	28	.09	59	110	.34	3	17	387	404	1.23	67	13	857.5	2.61

18 Steadman, Timothy.....(2005).....Las Flores, Calif.

Season	SP	MP	K	K/S	E	TA	Pct	A	A/S	SA	SA/S	SE	DIG	D/S	RE	BS	BA	TB	B/S	BE	BHE	Points	Pts/S
2005	5	5	3	.60	1	5	.400	0	.00	1	.20	2	0	.00	0	0	1	1	.20	0	0	4.5	.80

2/11 Steele, Robert.....19(72)-73-74-75.....Haverford, Pa.

7 Stefani, Mike.....2010-11-12-13.....Hamburg, N.Y.

Season	SP	MP	K	K/S	E	TA	Pct	A	A/S	SA	SA/S	SE	DIG	D/S	RE	BS	BA	TB	B/S	BE	BHE	Points	Pts/S
2010	53	20	78	1.47	47	196	.158	5	.09	5	.09	41	56	1.06	8	0	11	11	.21	2	0	88.5	1.66
2011	37	19	5	.14	7	19	-.105	0	.00	2	.05	18	6	.16	0	0	1	1	.03	0	0	7.5	.19
2012	63	21	0	.00	0	0	.000	0	.00	6	.10	27	5	.08	0	0	0	0	.00	0	0	6.0	.10
2013	18	5	0	.00	0	0	.000	1	.06	1	.06	11	4	.22	0	0	0	0	.00	0	0	1.0	.06
TOTAL	171	65	83	.49	54	215	.135	6	.04	14	.08	97	71	.42	8	0	12	12	.07	2	0	103.0	.60

- Stewart, David.....(1968).....Columbus, Ohio

19 Stevens, Jack.....2019-(20)-21.....Libertyville, Ill.

Season	SP	MP	K	K/S	E	TA	Pct	A	A/S	SA	SA/S	SE	DIG	D/S	RE	BS	BA	TB	B/S	BE	BHE	Points	Pts/S
2019	71	29	34	.48	20	79	.177	2	.03	6	.08	31	22	.31	6	0	3	3	.04	2	1	41.5	.58
2021	53	17	55	1.04	26	113	.257	5	.09	8	.15	33	20	.38	9	0	8	8	.15	1	0	67.0	1.26
TOTAL	124	46	89	.72	46	192	.223	7	.06	14	.11	64	42	.34	15	0	11	11	.09	3	1	108.5	.88

9 Stevens, Sam.....20(03)-04-05-06-07.....Miami, Fla.

Season	SP	MP	K	K/S	E	TA	Pct	A	A/S	SA	SA/S	SE	DIG	D/S	RE	BS	BA	TB	B/S	BE	BHE	Points	Pts/S
2004	72	30	57	.79	38	151	.126	8	.11	7	.10	22	48	.67	10	2	9	11	.15	0	0	70.5	.97
2005	71	32	88	1.24	38	162	.309	11	.15	11	.15	10	61	.86	3	2	16	18	.25	1	0	109.0	1.54
2006	82	28	190	2.32	61	409	.315	16	.20	12	.15	26	105	1.28	12	6	27	33	.40	2	1	221.5	2.70
2007	90	27	272	3.02	107	566	.292	29	.32	29	.32	38	139	1.54	18	5	41	46	.51	1	3	326.5	3.62
TOTAL	315	117	607	1.93	244	1288	.282	64	.20	59	.19	96	353	1.12	43	15	93	108	.34	4	4	727.5	2.31

10 Stevens, Tyler.....(2006-07).....Miami, Fla.

14 Stewart, Mike.....2010.....Irvine, Calif.

Season	SP	MP	K	K/S	E	TA	Pct	A	A/S	SA	SA/S	SE	DIG	D/S	RE	BS	BA	TB	B/S	BE	BHE	Points	Pts/S
2010	9	5	12	1.33	2	20	.500	0	.00	2	.22	2	3	.33	0	0	5	5	.56	0	0	16.5	1.78
2011	18	8	36	2.00	5	48	.646	1	.06	0	.00	0	5	.28	1	0	12	12	.67	1	0	42.0	2.33
TOTAL	27	13	48	1.78	7	68	.603	1	.04	2	.07	2	8	.30	1	0	17	17	.63	1	0	58.5	2.15

15 Strapko, Matt.....20(00)-01-02-03.....East Brunswick, N.J.

Season	SP	MP	K	K/S	E	TA	Pct	A	A/S	SA	SA/S	SE	DIG	D/S	RE	BS	BA	TB	B/S	BE	BHE	Points	Pts/S
2001	3	3	6	2.00	2	10	.400	0	.00	0	.00	1	1	.33	0	0	1	1	.33	1	0	6.5	2.00
2002	4	2	6	1.50	3	13	.231	0	.00	0	.00	0	2	.50	0	0	0	0	.00	1	0	6.0	1.50
2003	1	1	1	1.00	0	1	1.000	0	.00	0	.00	0	0	.00	0	0	0	0	.00	0	0	1.0	1.00
TOTAL	8	6	13	1.62	5	24	.333	0	.00	0	.00	1	3	.38	0	0	1	1	.12	2	0	13.5	1.62

9 Szerszen, Nicolas.....2015-16-17-18.....Conflans Ste Hne, France

Season	SP	MP	K	K/S	E	TA	Pct	A	A/S	SA	SA/S	SE	DIG	D/S	RE	BS	BA	TB	B/S	BE	BHE	Points	Pts/S
2015	103	30	319	3.10	118	654	.307	31	.30	40	.39	70	148	1.44	22	10	38	48	.47	11	0	388.0	3.77
2016	119	33	513	4.31	130	982	.390	21	.18	63	.53	89	204	1.71	21	13	44	57	.48	1	2	611.0	5.13
2017	118	34	440	3.73	117	831	.389	30	.25	75	.64	105	195	1.65	18	7	38	45	.38	4	2	541.0	4.58
2018	108	29	406	3.76	93	806	.388	19	.18	60	.56	81	236	2.19	13	7	34	41	.38	5	1	490.0	4.54
TOTAL	448	126	1678	3.75	458	3273	.373	101	.23	238	.53	345	783	1.75	74	37	154	191	.43	21	5	2030.0	4.53

T

6 Taig, Darcy.....(2016-17).....McKinnon, Australia

15 Talley, Ethan.....2019-20.....Newport Beach, Calif.

Season	SP	MP	K	K/S	E	TA	Pct	A	A/S	SA	SA/S	SE	DIG	D/S	RE	BS	BA	TB	B/S	BE	BHE	Points	Pts/S
2019	53	17	70	1.32	12	112	.518	1	.02	4	.08	37	9	.17	1	0	25	25	.47	3	0	86.5	1.62
2020	32	13	44	1.38	11	75	.440	3	.09	1	.03	16	8	.25	0	1	27	28	.88	4	0	59.5	1.86
2021	9	4	10	1.11	2	21	.381	0	.00	2	.22	6	0	.00	0	0	6	6	.67	1	0	15.0	1.67
TOTAL	101	34	124	1.23	25	208	.476	4	.04	7	.07	59	17	.17	1	1	58	59	.58	8	0	161	1.59



ALL-TIME ROSTER

14 Tegtmeier, Doug.....19(72)-73-74-75.....Wooster, Ohio
 2/12 Terpstra, Mike.....1990-91-92-93.....Lima, N.Y.

Season	SP	MP	K	K/S	E	TA	Pct	A	A/S	SA	SA/S	SE	DIG	D/S	RE	BS	BA	TB	B/S	BE	BHE	Points	Pts/S
1990	53	22	111	2.09	68	341	.126	12	.23	7	.13	0	83	1.57	0	3	17	20	.38	0	0	129.5	2.43
1991	90	27	310	3.44	121	674	.280	18	.20	15	.17	0	241	2.68	0	6	39	45	.50	0	0	350.5	3.89
1992	77	24	307	3.99	130	662	.267	11	.14	11	.14	0	122	1.58	0	11	38	49	.64	0	0	348.0	4.52
1993	70	21	218	3.11	90	467	.274	10	.14	14	.20	0	130	1.86	0	9	45	54	.77	0	0	263.5	3.76
TOTAL	290	94	946	3.26	409	2144	.250	51	.18	47	.16	0	576	1.99	0	29	139	168	.58	0	0	1091.5	3.76

9 Tholen, John.....20(09)-10-11-12-13.....Hilliard, Ohio

Season	SP	MP	K	K/S	E	TA	Pct	A	A/S	SA	SA/S	SE	DIG	D/S	RE	BS	BA	TB	B/S	BE	BHE	Points	Pts/S
2010	10	4	15	1.50	6	24	.375	5	.50	1	.10	5	3	.30	0	3	11	14	1.40	0	0	24.5	2.40
2011	13	7	29	2.23	8	48	.438	1	.08	1	.08	1	4	.31	0	5	7	12	.92	1	0	38.5	2.92
2012	99	28	137	1.38	33	251	.414	4	.04	4	.04	13	23	.23	1	18	70	88	.89	16	0	194.0	1.96
2013	90	26	153	1.70	29	258	.481	3	.03	5	.06	9	18	.20	0	14	65	79	.88	14	3	204.5	2.27
TOTAL	212	65	334	1.58	76	581	.444	13	.06	11	.05	28	48	.23	1	40	153	193	.91	31	3	461.5	2.17

19/3 Thomas, Sanil.....2016-17-18-19.....Tinley Park, Ill.

Season	SP	MP	K	K/S	E	TA	Pct	A	A/S	SA	SA/S	SE	DIG	D/S	RE	BS	BA	TB	B/S	BE	BHE	Points	Pts/S
2016	29	19	4	.14	0	5	.800	148	5.10	5	.17	6	13	.45	0	1	1	2	.07	1	0	10.5	.34
2017	59	29	1	.02	0	5	.200	162	2.75	5	.08	17	31	.53	0	0	5	5	.08	0	2	8.5	.14
2018	116	31	7	.06	5	27	.074	1309	11.28	31	.27	89	216	1.86	2	6	33	39	.34	5	3	60.5	.52
2019	60	17	9	.15	9	30	.000	597	9.95	14	.23	47	83	1.38	2	1	18	19	.32	1	4	33.0	.55
TOTAL	264	96	21	.08	14	67	.104	2,216	8.39	55	.21	159	343	1.30	4	8	57	65	.25	7	9	112.5	.42

- Thompson, Jon.....(1968).....Glenford, Ohio
- Thompson, Larry.....(1968).....Columbus, Ohio

13 Tidemanis, Al.....1971-72.....Toledo, Ohio
 2 Tobiassen, Kirk.....(1980).....San Clemente, Calif.
 12 Tobkin, Jason.....20(07)-08-09-10.....Fairfield, Ohio

Season	SP	MP	K	K/S	E	TA	Pct	A	A/S	SA	SA/S	SE	DIG	D/S	RE	BS	BA	TB	B/S	BE	BHE	Points	Pts/S
2008	80	27	165	2.06	93	445	.162	19	.24	16	.20	50	101	1.26	21	2	46	48	.60	3	3	206.0	2.58
2009	34	19	19	.56	21	59	-.034	3	.09	4	.12	16	26	.76	5	0	14	14	.41	2	1	30.0	.88
2010	71	26	69	.97	41	172	.163	8	.11	17	.24	50	49	.69	7	6	16	22	.31	3	0	100.0	1.41
2011	105	31	163	1.55	60	387	.266	15	.14	27	.26	58	148	1.41	21	7	51	58	.55	8	0	222.5	2.11
TOTAL	290	103	416	1.43	215	1063	.189	45	.16	64	.22	174	324	1.12	54	15	127	142	.49	16	4	558.5	1.92

15 Tolks, Arnie.....19(76)-77-78.....Maywood, Ill.

1 Tompkins, Matt.....2020.....Eules, Texas

Season	SP	MP	K	K/S	E	TA	Pct	A	A/S	SA	SA/S	SE	DIG	D/S	RE	BS	BA	TB	B/S	BE	BHE	Points	Pts/S
2020	10	3	34	3.40	11	76	.303	0	.00	3	.30	14	14	1.40	3	0	5	5	.50	2	0	39.5	3.95

- Tracy, Jeffrey.....1969.....Columbus, Ohio

5 Trantow, Tom.....19(99)-00-01-02-03.....River Forest, Ill.

Season	SP	MP	K	K/S	E	TA	Pct	A	A/S	SA	SA/S	SE	DIG	D/S	RE	BS	BA	TB	B/S	BE	BHE	Points	Pts/S
2000	55	23	5	.09	1	11	.364	11	.20	2	.04	6	102	1.85	7	0	3	3	.05	0	1	8.5	.15
2001	96	28	61	.64	31	111	.270	15	.16	7	.07	14	167	1.74	20	1	17	18	.19	4	3	77.5	.80
2002	106	30	357	3.37	127	718	.320	34	.32	51	.48	79	197	1.86	12	7	63	70	.66	9	1	446.5	4.21
2003	88	24	384	4.36	139	755	.325	17	.19	15	.17	40	173	1.97	11	1	43	44	.50	8	2	421.5	4.78
TOTAL	345	105	807	2.34	298	1595	.319	77	.22	75	.22	139	639	1.85	50	9	126	135	.39	21	7	954.0	2.77

- Trueblood, Robert.....(1968).....Columbus, Ohio

17 Tublin, Josh.....(2014-15)-16-17.....Pittsburgh, Pa.

Season	SP	MP	K	K/S	E	TA	Pct	A	A/S	SA	SA/S	SE	DIG	D/S	RE	BS	BA	TB	B/S	BE	BHE	Points	Pts/S
2016	17	14	0	.00	0	0	.000	1	.06	1	.06	3	1	.06	0	0	0	0	.00	0	0	1.0	.06
2016	30	22	0	.00	0	0	.000	0	.00	0	.00	4	1	.03	0	0	0	0	.00	0	0	0.0	.00
TOTAL	47	36	0	.00	0	0	.000	1	.02	1	.02	7	2	.04	0	0	0	0	.00	0	0	1.0	.02

U

5 Underwood, Ryan.....(2003-04).....Guaynabo, Puerto Rico

Season	SP	MP	K	K/S	E	TA	Pct	A	A/S	SA	SA/S	SE	DIG	D/S	RE	BS	BA	TB	B/S	BE	BHE	Points	Pts/S
2004	2	2	3	1.50	1	5	.400	0	.00	1	.50	3	1	.50	0	0	1	1	.50	0	0	4.5	2.00

V

4 Valle, Orlando.....1983-84-85.....Rio Piedras, Puerto Rico
 19/9 Vallis, Mitch.....2013-14.....Santa Margarita, Calif.

Season	SP	MP	K	K/S	E	TA	Pct	A	A/S	SA	SA/S	SE	DIG	D/S	RE	BS	BA	TB	B/S	BE	BHE	Points	Pts/S
2013	58	20	1	.02	0	2	.500	0	.00	6	.10	19	7	.12	0	0	0	0	.00	0	0	7.0	.12
2014	64	21	0	.00	3	4	-.750	0	.00	4	.06	34	6	.09	0	0	0	0	.00	0	0	4.0	.06
TOTAL	122	41	1	.01	3	6	-.333	0	.00	10	.08	53	13	.11	0	0	0	0	.00	0	0	11.0	.09

5/8 Van Arsdale, Chris.....1986-87-88-89.....Kansas City, Mo.

Season	SP	MP	K	K/S	E	TA	Pct	A	A/S	SA	SA/S	SE	DIG	D/S	RE	BS	BA	TB	B/S	BE	BHE	Points	Pts/S
1989	48	19	51	1.06	25	132	.197	4	.08	1	.02	3	48	1.00	0	10	26	36	.75	2	0	75.0	1.56



COACHING RECORDS

Year	Overall Record				#Conf. Finish	Coach	NCAA Tournament			
	Won	Lost	Tied	Pct.			Won	Lost	Pct.	Place
1968	17	6	0	.739	3rd	Karl Dunlap	-	-	-	-
1969	24	0	0	1.000	1st	Karl Dunlap	-	-	-	-
1970	16	2	0	.888	2nd	Karl Dunlap	-	-	-	-
1971	17	7	1	.700	3rd	Karl Dunlap	-	-	-	-
1972	20	3	0	.869	1st*	Doug Beal	-	-	-	-
1973	16	5	0	.761	3rd	Doug Beal	-	-	-	-
1974	16	7	0	.696	3rd	Doug Beal	-	-	-	-
1975	21	3	0	.875	1st*	Taras Liskevych	1	1	.500	3rd
1976	24	4	0	.857	1st*	Taras Liskevych	1	1	.500	3rd
1977	28	4	0	.875	1st	Suguru Furuichi	1	1	.500	2nd
1978	32	3	0	.914	1st	Suguru Furuichi	1	1	.500	3rd
1979	26	11	0	.702	2nd	Doug Tegtmeier	-	-	-	-
1980	30	5	0	.857	2nd	Bob Yoder	1	1	.500	3rd
1981	29	5	0	.853	1st	Bob Yoder	0	2	.000	4th
1982	30	8	0	.789	1st	Jim Smoot	0	2	.000	4th
1983	28	11	2	.682	1st	Jim Smoot	1	1	.500	3rd
1984	25	8	0	.758	2nd	Jim Smoot	-	-	-	-
1985	16	13	0	.552	2nd	Pete Hanson	-	-	-	-
1986	25	15	0	.625	1st	Pete Hanson	0	2	.000	4th
1987	18	21	0	.462	1st	Pete Hanson	0	2	.000	4th
1988	23	12	0	.657	2nd	Pete Hanson	-	-	-	-
1989	11	19	0	.367	2nd	Pete Hanson	-	-	-	-
1990	8	24	0	.250	3rd	Pete Hanson	-	-	-	-
1991	16	12	0	.571	3rd	Pete Hanson	-	-	-	-
1992	12	18	0	.400	3rd	Pete Hanson	-	-	-	-
1993	28	10	0	.737	1st*	Pete Hanson	0	2	.000	4th
1994	20	13	0	.606	3rd	Pete Hanson	-	-	-	-
1995	18	12	0	.600	1st*	Pete Hanson	-	-	-	-
1996	23	7	0	.760	1st*	Pete Hanson	-	-	-	-
1997	19	9	0	.679	4th	Pete Hanson	-	-	-	-
1998	25	2	0	.926	1st	Pete Hanson	-	-	-	-
1999	21	6	0	.777	1st*	Pete Hanson	-	-	-	-
2000	25	4	0	.862	1st	Pete Hanson	1	1	.500	2nd
2001	21	7	0	.750	2nd*	Pete Hanson	0	1	.000	SF
2002	19	11	0	.633	3rd	Pete Hanson	-	-	-	-
2003	16	12	0	.571	3rd	Pete Hanson	-	-	-	-
2004	21	9	0	.700	1st	Pete Hanson	-	-	-	-
2005	24	8	0	.750	2nd	Pete Hanson	0	1	.000	SF
2006	20	12	0	.625	4th	Pete Hanson	-	-	-	-
2007	23	4	0	.852	1st	Pete Hanson	-	-	-	-
2008	20	8	0	.714	1st	Pete Hanson	0	1	.000	SF
2009	16	11	0	.593	1st	Pete Hanson	0	1	.000	SF
2010	22	8	0	.733	1st	Pete Hanson	0	1	.000	SF
2011	26	6	0	.813	1st	Pete Hanson	2	0	1.000	Champion
2012	21	9	0	.700	1st*	Pete Hanson	-	-	-	-
2013	19	8	0	.703	t-3rd	Pete Hanson	-	-	-	-
2014	11	16	0	.407	5th	Pete Hanson	-	-	-	-
2015	22	9	0	.710	3rd	Pete Hanson	-	-	-	-
2016	31	2	0	.939	1st	Pete Hanson	3	0	1.000	Champion
2017	32	2	0	.941	1st	Pete Hanson	2	0	1.000	Champion
2018	25	6	0	.806	t-1st	Pete Hanson	2	1	.667	SF
2019	10	19	0	.345	t-6th	Pete Hanson	-	-	-	-
2020	11	8	0	.579	7th	Kevin Burch	-	-	-	-
2021	9	10	0	.474	t-5th	Kevin Burch	-	-	-	-
Totals	1,126	474	3	.704	—	9 coaches	16	23	.410	

*co-championships #Midwestern Intercollegiate Volleyball Association



COACHING RECORDS

CAREER COACHING RECORDS

Coach	Years	Won	Lost	Tied	Pct	Championships	Tournaments
Karl Dunlap	1968-71 (4)	74	15	1	.828	1	1
Doug Beal	1972-74 (3)	52	15	0	.776	1	0
Taras Liskevych	1975-76 (2)	45	7	0	.865	2	0
Suguru Furuichi	1977-78 (2)	60	7	0	.896	2	0
Doug Tegtmeier	1979 (1)	26	11	0	.702	-	0
Bob Yoder	1980-81 (2)	59	10	0	.855	1	1
Jim Smoot	1982-84 (3)	83	27	2	.750	2	2
Pete Hanson	1985- (35)	707	364	0	.660	18	13
Kevin Burch	2020-Present	20	18	0			
52-Year Totals		1,126	474	3	.704	27	17

RESULTS BY SEASON

1968

Record: 17-6

Head Coach: Karl Dunlap

Tennessee Tournament

J 20 W 2-0 A Tennessee 15-8, 15-7
 J 20 W 2-0 N West Georgia Collegena
 F 17 L 2-3 A Ball State 15-7, 2-15, 13-11, 9-15, 13-15
 M 2 L 1-3 A Earlham 6-15, 7-15, 10-15

Ohio State Invitational

M 30 W - H Michigan Statena
 M 30 W 2-0 H Indiana 15-11, 15-12
 A 3 L 0-3 H Ball State 8-15, 3-15, 9-15

MIVA Tournament, 1st round at Earlham

A 6 W - N Indianana
 A 6 W - N Kentuckyna
 A 6 W - A Earlhamna
 A 6 W - N Indiana Techna
 A 6 W - N Illinoisna
 A 6 W 2-0 A Earlham 15-2, 15-12

MIVA Tournament 2nd round at Ball State

A 20 W - N Earlhamna
 A 20 W - N Indianana
 A 20 W - N Kentuckyna
 A 20 W - N Indiana Techna
 A 20 L - A Ball Statena

MIVA Tournament Finals at Ohio State (3rd)

A 27 W - H Earlhamna
 A 27 L 0-2 H Ball State 9-15, 1-15
 A 27 W - H Indiana Tech 15-8, 12-15, 15-10
 A 27 W - H Earlham 15-10, 15-9
 A 27 L 1-2 H George Williams 11-15, 15-6, 13-15

1969

Record: 24-0

Head Coach: Karl Dunlap

Tennessee Tournament

J 18 W 2-0 N West Georgia College 15-0, 15-11
 J 18 W 2-0 N Virginia Tech 15-4, 14-6
 J 18 W 2-0 A Tennessee 15-0, 15-9
 F 6 W 2-0 H Indiana 15-3, 15-6
 F 6 W 2-0 H Cincinnati 15-1, 15-3
 F 21 W 3-0 A Purdue 15-7, 15-10, 15-6
 F 22 W 3-0 A Indiana 15-0, 15-2, 15-8

Played at Indiana

F 22 W 3-0 N Earlham 15-1, 15-10, 15-7

College Division Tournament

A 4 W 2-0 H Indianana
 A 4 W 2-0 H Ball Statena
 A 4 W 2-0 H Tennesseena
 A 4 W 2-0 H Michiganna

College Division Tournament Championship

A 4 W 2-1 H Ball State 15-10, 11-15, 15-4

MIVA Tournament 1st Round at Ohio State

A - W 2-1 H Michigan Statena

A - W 2-0 H Toledona
 A - W 2-0 H George Williamsna
 A - W 3-0 A Ball Statena

MIVA Tournament 2nd Round at Earlham

A 19 W 2-1 N Indiana Tech 15-5, 9-15, 15-6
 A 19 W 2-1 A Earlham 14-16, 15-7, 15-3
 A 19 W 2-0 N Purdue 15-7, 15-12

MIVA Playoff at Ball State (Champion)

A 26 W 2-0 N Illinois-Chicago 16-14, 15-2
 A 26 W 2-0 A Ball State 15-13, 15-13
 A 26 W 2-1 A Ball State 11-15, 15-12, 16-14

1970

Record: 16-2

Head Coach: Karl Dunlap

J 17 W 3-0 A Tennessee 10-15, 15-6, 15-10
 J - W 2-0 H Earlhamna
 J - W 2-0 H Ball Statena
 J - W 3-0 H Purduena
 J - W 3-0 H Indianana
 J - W - H ? teamna
 J - W - H ? teamna

A 1 W 3-0 H Indiana Tech 15-7, 15-6, 15-13
 A 3 L 0-3 H Ball State 6-15, 6-15, 7-15

Ohio State Invitational

A 4 W 3-0 H Illinois-Chicago 15-5, 16-14, 15-10
 A 4 W 3-0 H George Williams 16-14, 15-5, 15-6
 A 4 W 3-1 H Tennessee 15-11, 12-15, 15-2, 15-5

Ohio State Invitational Championship

A 4 W 2-0 H George Williams 15-4, 15-10
 A 10 W 3-1 A Indiana Tech 15-9, 12-15, 15-6, 15-5

Played at Indiana Tech

A 11 W 3-0 N Earlham 15-12, 15-9, 15-8
 A 14 L 1-3 A Ball State 6-15, 15-8, 13-15, 3-15
 A 17 W 3-0 A Illinois-Chicago 16-14, 15-11, 15-4

Played at Illinois-Chicago

A 18 W 3-0 N George Williams 16-14, 15-6, 15-11

1971

Record: 17-7-1

Head Coach: Karl Dunlap

J 16 W 2-0 A Tennessee 15-12, 17-15

Columbus (OH) YMCA Tournament

J 30 W 2-0 N Bowling Green 15-3, 15-2
 J 30 L 0-2 N Earlham 5-15, 10-15
 J 30 T 1-1 N Slippery Rock 15-3, 12-15

Dayton (OH) YMCA Tournament

F 6 L 0-2 N Tennessee 13-15, 14-16
 F 13 W 2-0 A Indiana 15-8, 15-2

Played at Indiana



RESULTS BY SEASON

F 13	W 2-1	N Purdue	15-8, 13-15, 15-8
Played at Toledo			
F 19	W 3-0	N Bowling Green	15-8, 15-8, 15-4
Played at Toledo			
F 20	W 3-0	N George Williams	15-8, 15-8, 15-4
F 20	W 3-1	A Toledo	12-15, 15-10, 15-7, 15-7
F 26	W 3-2	A Michigan State	10-15, 15-4, 12-15, 15-6, 15-9
F 27	W 3-0	A Michigan	15-8, 16-14, 15-1
M 6	W 3-1	A Earlham	15-13, 15-12, 10-15, 15-3
M 12	W 3-0	H Bowling Green	15-4, 15-9, 15-9
M 13	W 3-0	H Earlham	15-6, 15-3, 15-12
A 1	L 0-3	H Indiana Tech	14-16, 16-18, 8-15
Ohio State Invitational			
A 3	W 2-0	H Penn State	15-12, 15-8
A 3	W 2-0	H Michigan	15-12, 15-8
A 3	W 2-0	H Toledo	15-11, 15-10
A 3	W 2-0	H Bowling Green	15-4, 15-12
A 3	W 2-1	H Tennessee	8-15, 15-9, 15-9
A 7	L 0-3	A Ball State	8-15, 8-15, 17-19
A 9	L 1-3	H Indiana Tech	13-15, 15-10, 6-15, 9-15
A 10	L 2-3	H George Williams	11-15, 15-13, 12-15, 15-7, 6-15
A -	L 0-3	H Ball State	na

1972

Record: 20-3

Head Coach: Doug Beal

F 19	W 3-0	A George Williams	15-7, 15-5, 15-5
F 23	W 3-0	A Bowling Green	15-4, 15-4, 15-10
M 8	W 3-0	A Earlham	15-8, 15-10, 15-2
M -	W 3-2	A Penn State	na
M -	W 3-0	A Army	na
M -	W 3-0	A Net Platz State	na
M -	W 3-1	A Rhode Island	na
M -	W 3-2	A Springfield	na
Played at Springfield			
M -	W 2-1	N Massachusetts	na
M -	W 3-1	A Indiana Tech	na
Ohio State Invitational			
A 1	W 2-0	H Penn State	na
A 1	W 3-1	H George Williams	na
A 1	L 0-2	H Ball State	na
A 1	W 3-1	H Graceland	na
A 1	W 2-0	H Tennessee	na
A 1	L 0-2	H Ball State	9-14, 13-15
A 5	W 3-1	A Indiana	12-15, 15-13, 15-9, 15-9
A 6	W 3-0	H Indiana Tech	15-8, 15-12, 17-15
A 7	W 3-0	H Bowling Green	15-4, 15-4, 15-10
A 11	W 3-2	A Ball State	11-15, 13-15, 15-13, 15-12, 15-4
A 13	W 3-0	H Indiana	15-6, 15-5, 15-11
A 18	L 0-3	H Ball State	16-18, 12-15, 7-15
A 19	W 3-0	H Earlham	15-4, 15-3, 15-7

1973

Record: 16-5

Head Coach: Doug Beal

M -	W 3-1	A Graceland	na
Ball State Invitational			
M 26	W 3-1	N Indiana	11-15, 15-5, 15-11
M 26	W 2-0	N Tennessee	15-3, 15-9
M 26	W 2-1	N Graceland	15-2, 13-11, 15-9
Ball State Invitational Championship			
M 26	L 0-2	A Ball State	15-17, 9-15
M -	W 3-0	A Indiana Tech	na
M 30	W 3-1	H Earlham	15-6, 15-6, 7-15, 15-8
M -	W 3-1	H George Williams	na
A 4	W 3-0	A Bowling Green	na
Ohio State Invitational			
A 14	W 2-1	H Tennessee	na
A 14	W 2-1	H Penn State	na
A 14	W 2-1	H Bowling Green	na
Ohio State Invitational Semifinals			
A 14	L 0-2	H Ball State	15-1, 15-9
A 18	W 3-0	A Earlham	15-13, 15-3, 16-14
A 20	W 3-0	H Indiana Tech	15-5, 15-3, 15-7
A 21	W 3-1	H Indiana	na

A 25	W 3-0	H Bowling Green	na
A 28	W 3-2	A Indiana	na
M 2	L 1-3	H Ball State	na
M 9	L 2-3	A Ball State	na
M 11	L 0-3	A George Williams	na

1974

Record: 16-7

Head Coach: Doug Beal

F 25	L 0-3	H Santa Barbara	3-15, 3-15, 2-15
Ohio State Invitational			
M 15	W 3-0	H Springfield	15-12, 15-11
M 15	W 2-0	H Bowling Green	15-8, 15-7
M 16	L 1-2	H Ball State	na
M 20	W 3-0	H Michigan	15-3, 15-9, 15-2
Ball State Invitational			
M 23	L 1-2	N George Williams	na
M 23	W 2-1	N Penn State	na
M 23	W 2-1	N Bowling Green	na
M 23	W 2-0	N Indiana	na
M 23	W 3-0	N Michigan	na
M 23	L 0-2	A Ball State	na
M 27	W 3-1	H Bowling Green	15-10, 9-15, 15-13, 15-7
A 1	W 3-1	H Kellogg C C	9-15, 15-5, 15-9, 15-7
A 1	W 3-0	H Earlham	15-6, 15-5, 15-4
A 3	L 1-3	A Ball State	13-15, 9-15, 15-9, 6-15
A 6	L 2-3	H George Williams	15-17, 15-11, 15-12, 3-15, 12-15
A 12	W 3-0	H Indiana	15-9, 15-8, 15-4
A 15	W 3-1	A Earlham	15-2, 15-5, 11-15, 15-10
A 17	W 3-0	A Bowling Green	na
Played at Bowling Green			
A 17	W 3-0	N Kellogg C C	na
A 20	W 3-0	A Indiana	15-2, 15-2, 15-5
A 24	W 3-0	H Ball State	15-12, 15-4, 16-14
A 26	L 2-3	A George Williams	na

1975

Record: 21-3

Head Coach: Taras Liskevych

Big Ten Tournament at Michigan

F 22	W 2-0	N Michigan State	11-1, 11-3
F 22	W 2-0	A Michigan	18-16, 15-13
F 22	W 2-0	N Purdue	15-9, 15-13
M 8	L 1-3	H Kellogg C C	11-15, 8-15, 15-11, 9-15
M 8	W 3-1	H Michigan	15-9, 15-10, 7-15, 15-7
M 21	L 1-3	A Kellogg C C	15-9, 14-16, 13-15, 10-15
M 23	W 3-1	A George Williams	15-10, 12-15, 15-9, 15-10
M 28	W 3-1	H Graceland	15-13, 13-15, 15-5, 15-11
Ohio State Invitational			
M 29	W 2-0	H Indiana	15-4, 15-5
M 29	W 2-0	H Springfield	15-10, 15-13
M 29	W 2-0	H Tennessee	15-10, 16-14
M 29	W 2-0	H Graceland	15-13, 15-11
M 29	W 2-1	H Ball State	9-15, 15-8, 15-13
A 4	W 3-0	H George Williams	15-10, 15-3, 15-4
A 8	W 3-0	A Indiana	15-6, 15-4, 15-8
A 11	W 3-0	A Earlham	15-13, 15-8, 15-7
A 12	W 3-0	A Bowling Green	15-3, 15-4, 17-15
A 14	W 3-0	H Indiana	15-2, 15-6, 15-2
A 18	W 3-0	H Ball State	15-13, 18-16, 16-14
A 25	W 3-0	H Bowling Green	15-1, 15-7, 15-12
A 30	W 3-0	H Earlham	15-2, 15-8, 15-6
M 3	W 3-2	A Ball State	15-10, 11-15, 8-15, 15-11, 18-16
NCAA Championship Semifinal at UCLA			
M 9	L 1-3	A UCLA	1-15, 11-15, 15-8, 10-15
NCAA Championship Consolation at UCLA			
M 10	W 3-0	N Yale	15-6, 15-9



RESULTS BY SEASON

1976

Record: 24-4

Head Coach: Taras Liskevych

George Williams College Tournament

F - W 2-0 N Kellogg CC 15-7, 15-5
 F - W 3-1 N Ball State..... 15-2, 13-15, 15-9

Big Ten Tournament at Indiana

F 21 W 2-0 N Purdue..... 15-6, 15-2
 F 21 W 2-0 N Michigan..... 15-2, 15-4
 F 21 W 2-0 N Michigan State 15-2, 15-9
 F 21 W 2-0 N Illinois 15-6, 15-10
 F 21 W 2-0 A Indiana 15-9, 15-11
 F 21 L 1-2 N Purdue (Grad.) 15-7, 7-15, 12-15

Ohio State Invitational

F 28 W 2-0 H Indiana 15-2, 15-7
 F 28 W 2-0 H Springfield 15-9, 15-8
 F 28 W 2-0 H Tennessee 15-7, 15-6
 F 28 W 2-0 H Penn State 15-9, 18-16
 F 28 L 1-2 H Ball State..... 15-5, 12-15, 15-9
 M 5 W 3-0 H Earlham..... 15-4, 15-5, 15-12
 M 30 W 3-0 H Kellogg CC 17-15, 15-13, 15-10
 A 2 L 2-3 A Ball State..... 17-15, 12-15, 15-9, 9-15, 7-15
 A 3 W 3-0 A George Williams..... 15-0, 15-6, 15-8
 A 6 W 3-0 H Bowling Green..... 15-3, 15-4, 14-8
 A 9 W 3-0 A Earlham..... 15-8, 15-6, 17-15
 A 10 W 3-0 A Indiana 15-4, 16-14, 15-13
 A 13 W 3-0 A Kellogg CC 15-7, 15-13, 15-9
 A 16 W 3-0 H Indiana 15-7, 15-10, 15-5
 A 19 W 3-0 H Ball State..... 15-10, 15-6, 15-10
 A 21 W 3-0 A Bowling Green..... 15-1, 15-4, 15-3
 A 23 W 3-0 H George Williams..... 15-2, 15-12, 15-6

NCAA Playoff

A 24 W 3-1 H Ball State..... 15-5, 15-7, 7-15, 15-6

NCAA Championship Semifinal at Ball State

A 30 L 2-3 N Pepperdine 7-15, 11-15, 15-11, 15-8, 15-0

NCAA Championship Consolation at Ball State

M 1 W 2-0 N Springfield 15-4, 15-4

1977

Record: 28-4

Head Coach: Suguru Furuichi

Big Ten Invitational at Michigan

F 12 W 2-0 N Illinois 11-3, 11-0
 F 12 W 2-0 A Michigan..... 11-2, 11-0
 F 12 W 2-0 N Purdue 11-3, 11-3
 F 12 W 2-0 N Northwestern 11-5, 11-5
 F 12 W 2-0 N Indiana 15-12, 15-2
 F 12 W 2-0 N Illinois 15-6, 16-14

Ohio State Invitational

M 5 W 2-0 H Bowling Green..... 15-1, 15-0
 M 5 W 2-0 H Delaware 15-10, 15-4
 M 5 W 2-0 H Indiana 15-4, 15-9
 M 5 W 2-0 H East Stroudsburg 15-5, 15-5
 M 5 W 2-0 H Tennessee 15-9, 15-11
 M 5 W 2-0 H Ball State..... 15-10, 15-13
 M 12 W 3-0 A George Williams..... 16-14, 15-7, 15-12
 M 17 W 3-0 A Indiana 15-12, 15-2, 17-15
 M 21 W 3-0 H George Williams..... 15-13, 15-2, 15-7

Ball State Invitational

M 26 L 1-2 N Kellogg CC 15-8, 8-15, 13-15
 M 26 W 2-0 N Michigan..... 15-6, 15-10
 M 26 W 2-1 A Ball State..... 15-12, 10-15, 15-13
 M 26 W 0-2 N Kellogg CC 11-15, 13-15
 M 29 W 3-0 A Earlham..... 15-4, 15-8, 15-9

Collegiate Volleyball Classic at San Diego State

A 1 L 1-3 N USC 15-13, 12-15, 11-15, 10-15
 A 2 W 3-0 A San Diego State 15-5, 15-10, 15-5
 A 5 W 3-0 H Earlham..... 15-2, 15-0, 15-12
 A 7 W 3-2 A Ball State..... 13-15, 12-15, 15-9, 15-12, 15-2
 A 12 W 3-0 H Bowling Green..... 15-0, 15-2, 15-1
 A 14 W 3-0 H Indiana 15-1, 15-0, 15-7
 A 15 W 3-0 A Kellogg CC 15-2, 15-13, 15-6
 A 20 W 3-0 A Bowling Green..... 15-1, 15-0, 15-1
 A 22 W 3-1 H Kellogg CC 10-15, 15-7, 15-4, 15-0
 A 23 W 3-1 H Ball State..... 15-4, 15-5, 14-16, 15-13

NCAA Championship Semifinal at UCLA

M 6 W 3-1 N Pepperdine 15-10, 5-15, 15-10, 16-14

NCAA Championship Final at UCLA

M 7 L 1-3 N USC 7-15, 15-9, 10-15, 12-15

1978

Record: 32-3

Head Coach: Suguru Furuichi

Big Ten Championship at Ohio State

F 18 W 2-0 H Illinois 11-0, 11-2
 F 18 W 2-0 H Purdue 11-1, 11-3
 F 18 W 2-0 H Northwestern 11-6, 11-1
 F 18 W 2-0 H Michigan..... 13-11, 11-5
 F 18 W 2-0 H Indiana 11-1, 11-6
 F 18 W 2-0 H Illinois 15-8, 15-4
 F 18 W 2-0 H Indiana 15-4, 15-9

MIVA Classic at George Williams

F 24 W 3-1 N Kellogg CC 15-6, 15-4, 14-16, 15-4
 F 24 W 3-0 N Earlham..... 15-7, 15-2, 15-6
 F 26 W 3-0 N Wheaton 15-4, 15-10, 15-6
 F 26 W 2-1 N Ball State..... 15-9, 10-15, 15-3
 F 26 W 2-0 A George Williams..... 15-3, 15-2

Ohio State Invitational

M 3 W 2-0 H Tennessee 15-2, 15-12
 M 3 W 2-0 H Penn State..... 15-8, 15-5
 M 3 W 2-0 H Delaware 16-14, 15-5
 M 3 W 2-0 H Michigan..... 15-6, 15-1
 M 4 W 2-0 H Delaware 15-12, 15-10
 M 4 W 2-0 H Ball State..... 15-6, 15-6

Collegiate Volleyball Classic at UCLA

M 10 L 2-3 N Pepperdine 15-8, 3-15, 13-15, 15-12, 7-15
 M 11 L 2-3 N USC 15-13, 8-15, 15-7, 13-15, 5-15
 M 25 W 3-0 A Penn State..... 15-9, 15-10, 15-10
 M 28 W 3-0 H Wright State 15-1, 15-4, 15-3
 M 31 W 3-0 A Indiana 15-5, 15-1, 15-4
 A 1 W 3-0 H George Williams..... 15-6, 15-12, 15-13
 A 4 W 3-0 A Earlham..... 15-5, 15-5, 15-9
 A 7 W 3-0 H Indiana 15-7, 15-3, 15-1
 A 8 W 3-0 H Ball State..... 15-13, 15-3, 15-3
 A 11 W 3-0 H Earlham..... 15-6, 15-5, 15-2
 A 15 W 3-2 A George Williams..... 15-17, 16-14, 15-2, 7-15, 15-7
 A 16 W 3-1 A Kellogg CC 15-4, 13-15, 15-4, 15-8
 A 18 W 3-0 A Wright State 15-6, 15-0, 15-8
 A 22 W 3-0 A Ball State..... 15-8, 15-6, 15-4
 A 27 W 3-1 H Kellogg CC 15-4, 15-4, 13-15, 15-6

NCAA Championship Semifinal at Ohio State

M 5 L 2-3 H Pepperdine 15-9, 1-15, 15-9, 13-15, 12-15

NCAA Championship Consolation at Ohio State

M 6 W 3-0 H Rutgers-Newark 15-11, 15-12, 15-9

1979

Record: 26-11

Head Coach: Doug Tegtmeier

Pittsburgh Invitational

F 9 L 1-2 N Army..... 11-15, 16-14, 7-15
 F 9 W 2-0 N Carnegie Mellon 15-0, 15-6
 F 10 W 3-0 N Guelph..... 15-3, 15-3
 F 10 W 2-0 N Pennsylvania 15-8, 15-6
 F 10 W 2-1 N George Williams..... 13-15, 15-7, 15-5
 F 10 W 2-0 N Western Ontario 15-12, 15-10
 F 10 W 2-1 N Kellogg CC 15-11, 10-15, 15-13
 F 10 W 2-0 N Army..... 15-10, 15-5

MIVA Classic at Chicago, Ill.

F 16 L 0-3 N Kellogg CC 13-15, 11-15, 13-15
 F 17 W 3-0 N Wright State 15-3, 15-2, 15-1
 F 17 W 3-0 N Wisconsin 15-6, 15-13, 15-8
 F 17 L 0-2 N Ball State..... 5-15, 13-15

Big Ten Invitational at Indiana

F 24 W 2-0 N Northwestern 15-0, 15-2
 F 24 W 2-0 N Minnesota 15-5, 15-3
 F 24 W 2-0 N Wisconsin 15-12, 15-6
 F 24 W 2-0 N Illinois 15-12, 19-17
 F 24 W 2-0 A Indiana 15-2, 15-12

Golden Dome Tournament at Rutgers-Newark

M 2 L 1-3 N USC 11-15, 17-19, 15-13, 7-15



RESULTS BY SEASON

M 3	L 0-3	A Rutgers-Newark	8-15, 5-15, 5-15
M 9	W 3-0	H Wisconsin	15-4, 15-1, 15-9
M 22	L 1-3	H Penn State	13-15, 15-10, 13-15, 13-15
M 24	W 3-0	A Wisconsin	15-5, 15-5, 15-1
M 27	W 3-1	A Kellogg C C	15-11, 15-8, 11-15, 15-13
M 29	L 0-3	A Ball State	8-15, 3-15, 12-15
A 3	W 3-0	H Wright State	15-2, 15-5, 15-2
A -	L 0-3	A Santa Barbara	5-15, 9-15, 7-15
Collegiate Classic at UCLA			
A 6	L 0-3	A UCLA	1-15, 2-15, 17-19
A 7	L 1-3	N Pepperdine	9-15, 6-15, 15-11, 10-15
A 10	W 3-0	H Earlham	15-8, 15-0, 15-5
A 14	W 3-1	A George Williams	15-11, 15-11, 15-18, 15-4
Played at George Williams			
A 14	W 3-0	N Indiana	15-1, 15-9, 15-8
A 17	W 3-1	A Earlham	15-3, 14-16, 15-9, 15-2
A 20	W 3-0	H George Williams	15-11, 15-11, 15-7
A 21	L 2-3	H Ball State	6-15, 16-14, 10-15, 15-9, 7-15
A 24	W 3-2	A Wright State	12-15, 15-4, 13-15, 15-10, 15-4
Played at Wright State			
A 24	W 3-0	N Indiana	15-11, 15-6, 15-5
A 27	W 3-1	H Kellogg C C	15-5, 13-15, 15-9, 16-14

1980

Record: 30-5

Head Coach: Bob Yoder

Nittany Lion Invitational at Penn State

J 27	W 2-0	N East Stroudsburg State	15-5, 15-4
J 27	W 2-0	N Cornell	15-5, 15-5
J 27	W 2-0	N York	15-10, 15-8
J 27	W 2-0	N Western Ontario	15-11, 15-8
J 27	W 2-0	N Queens	15-7, 15-6
J 27	L 0-2	A Penn State	7-15, 7-15

Ohio State Invitational

F 1	W 3-0	H Kellogg C C	15-8, 15-10, 15-4
F 1	W 3-0	H Michigan	15-3, 15-4, 15-5
F 1	W 3-0	H Indiana-Purdue	15-2, 15-11, 15-9
F 2	W 2-0	H Cincinnati	15-12, 15-10
F 2	W 2-0	H Wisconsin	15-8, 15-11
F 2	W 3-1	H Ball State	12-15, 15-9, 15-2, 15-5

Pitt Invitational

F 15	W 2-0	N Queens	15-7, 15-7
F 15	W 2-0	A Pittsburgh	15-12, 15-5
F 15	W 2-0	N Edinboro	15-9, 15-3
F 16	W 2-0	N George Williams	15-9, 15-13
F 16	W 2-0	N Penn State	15-12, 15-11
F 16	L 1-2	N Rutgers-Newark	15-12, 12-15, 9-15
F 21	W 3-0	A Cincinnati	15-3, 15-7, 15-9
M 4	W 3-0	A Earlham	15-2, 15-2, 15-8
M 22	W 3-1	A Penn State	15-10, 9-15, 15-10, 17-15
M 27	L 2-3	A Kellogg C C	15-7, 15-5, 11-15, 11-15, 12-15
M 28	W 3-0	A Indiana-Purdue	15-1, 15-0, 15-3
A 1	W 3-0	H Earlham	15-1, 15-2, 15-10
A 5	W 3-0	H Penn State	15-7, 15-7, 15-3
A 8	W 3-0	H Indiana-Purdue	15-1, 15-6, 15-6
A 11	W 3-0	H Ball State	15-5, 15-9, 15-4
A 15	W 3-0	H Cincinnati	15-1, 15-8, 15-10
A 19	W 3-0	H George Williams	15-9, 15-1, 15-6
A 25	W 3-0	H Wisconsin	15-10, 15-9, 15-2
A 26	W 3-1	A Ball State	16-18, 15-12, 15-12, 15-6

MIVA Tournament Semifinal at Ball State

M 2	W 3-2	A Ball State	7-15, 15-6, 15-12, 9-15, 16-14
-----	-------	--------------	--------------------------------

MIVA Tournament Championship at Ball State (2nd)

M 3	L 1-3	N Kellogg C C	8-15, 15-11, 14-16, 12-15
-----	-------	---------------	---------------------------

NCAA Championship Semifinal at Ball State

M 9	L 0-3	N UCLA	8-15, 7-15, 7-15
-----	-------	--------	------------------

NCAA Championship Consolation at Ball State

M 10	W 3-0	N Rutgers-Newark	15-12, 15-9, 15-2
------	-------	------------------	-------------------

1981

Record: 29-5

Head Coach: Bob Yoder

Played at Maple Heights (OH) High School

F 5	W 3-1	N Winnipeg	15-9, 15-17, 15-7, 15-8
-----	-------	------------	-------------------------

Buckeye Collegiate Invitational at Ohio State

F 6	W 2-0	H Toledo	15-0, 15-1
F 6	W 2-0	H Tennessee	15-8, 15-6
F 6	W 2-0	H George Mason	15-5, 15-2
F 7	W 2-0	H Kellogg C C	15-7, 15-2
F 7	W 2-1	H Winnipeg	15-8, 15-17, 15-6
F 7	W 3-2	H Ball State	15-1, 15-3, 14-16, 12-15, 15-9

Pitt Invitational at Pittsburgh

F 13	W 2-0	N Army	15-0, 15-8
F 13	W 2-0	N Indiana-Purdue	15-2, 15-3
F 13	W 2-0	N Cincinnati	15-5, 15-3
F 14	W 2-0	N Winnipeg	15-12, 15-8
F 14	W 2-0	N Rutgers-Newark	15-12, 15-8
F 14	L 0-2	N Penn State	3-15, 13-15
F 21	W 3-0	A Toledo	15-1, 15-3, 15-3
F 25	W 3-0	H Indiana-Purdue	15-0, 15-7, 15-2
F 28	W 3-0	A Penn State	15-12, 15-10, 15-9
M 4	W 3-0	A Kellogg C C	15-9, 15-2, 15-3
M 7	W 3-0	H Wisconsin	15-4, 15-5, 15-7

Ball State Invitational

M 13	W 3-1	N Penn State	18-16, 15-6, 5-15, 15-7
M 14	W 3-2	A Ball State	15-10, 4-15, 12-15, 15-4, 15-11
M 20	W 3-0	H Kellogg C C	15-13, 15-4, 15-8
M	L 2-3	A Pepperdine	15-12, 3-15, 11-15, 15-13, 9-15
M	W 3-2	A Long Beach State	4-15, 15-11, 10-15, 15-12, 15-13
M	W 3-0	A Loyola Marymount	17-15, 15-10, 15-12

Sports Imports Invitational at Ohio State

A 3	L 1-3	H USC	15-11, 7-15, 8-15, 11-15
A 4	W 3-2	H Stanford	14-16, 15-8, 16-14, 12-15, 16-14
A 9	W 3-1	A Ball State	13-15, 15-6, 15-13, 15-9
A 11	W 3-1	A Wisconsin	15-7, 9-15, 15-5, 15-5
A 17	W 3-0	H Cincinnati	15-1, 15-5, 15-9
A 24	W 3-1	H Ball State	15-6, 15-8, 5-15, 15-5

MIVA Tournament Semifinal at Ohio State

M 1	W 3-0	H George Williams	15-4, 15-4, 15-6
-----	-------	-------------------	------------------

MIVA Tournament Championship at Ohio State (1st)

M 2	W 3-0	H Ball State	15-1, 15-3, 15-10
-----	-------	--------------	-------------------

NCAA Championship Semifinal at Santa Barbara

M 8	L 0-3	N UCLA	8-15, 7-15, 9-15
-----	-------	--------	------------------

NCAA Championship Consolation at Santa Barbara

M 9	L 1-3	N Penn State	15-17, 15-10, 7-15, 8-15
-----	-------	--------------	--------------------------

1982

Record: 30-8

Head Coach: Jim Smoot

J 9	W 3-0	A Michigan	15-0, 15-8, 15-6
-----	-------	------------	------------------

J 30	W 3-0	A George Williams	15-5, 15-5, 15-7
------	-------	-------------------	------------------

Played at George Williams

J 30	W 3-0	N Wisconsin	15-4, 15-7, 15-12
------	-------	-------------	-------------------

Buckeye Invitational at Ohio State

F 5	W 2-0	H Cincinnati	15-4, 15-3
F 5	W 2-0	H Purdue	15-0, 15-9
F 5	W 2-0	H Toledo	15-5, 15-1
F 6	W 2-0	H Indiana-Purdue	15-11, 15-4
F 6	W 2-0	H Pittsburgh	15-3, 15-11
F 6	W 2-1	H Tennessee	14-16, 15-2, 15-11
F 6	L 1-3	H Ball State	15-9, 14-16, 13-15, 13-15

Pittsburgh Tournament

F 12	W 2-0	N Edinboro	15-2, 15-3
F 12	W 2-0	N Tennessee-Chattanooga	15-4, 15-3
F 13	W 2-1	N Cal-State Northridge	14-16, 15-4, 15-12
F 13	L 1-2	N Winnipeg	13-15, 16-14, 13-15
F 19	W 3-0	H Cincinnati	15-2, 15-1, 15-8
F 24	W 3-0	H Earlham	15-10, 15-5, 15-4
F 27	W 3-0	A Purdue	15-7, 15-4, 15-3

Played at Purdue

F 27	W 3-0	N George Williams	15-1, 15-3, 15-8
M 3	W 3-0	H Toledo	15-3, 15-7, 15-2
M 4	W 3-0	H Indiana-Purdue	15-2, 15-0, 15-14



RESULTS BY SEASON

Volleycard Classic at Ball State

M 12	W	3-0	N Graceland	15-7, 15-5, 15-5
M 13	W	3-1	N Penn State	15-10, 4-15, 15-13, 15-8
M 13	W	3-0	A Ball State	15-8, 15-5, 15-3
M 22	W	3-2	A Loyola Marymount	11-15, 15-5, 15-8, 14-16, 15-8
M 23	L	0-3	A USC	8-15, 14-16, 5-15
M 24	L	1-3	A San Diego State	15-12, 13-15, 14-16, 8-15
M 27	L	1-3	A Penn State	15-5, 6-15, 11-15, 14-16
A 2	W	3-0	A Cincinnati	15-4, 15-1, 15-8
A 6	W	3-0	A Toledo	15-0, 15-2, 15-8
A 8	W	3-1	A Ball State	15-13, 15-10, 9-15, 15-8
A 17	W	3-0	A Earlham	15-4, 15-2, 15-5

Played at Earlham

A 17	W	3-0	N George Williams	15-7, 15-10, 15-8
A 20	L	2-3	H Ball State	15-12, 14-16, 11-15, 15-3, 10-15
MIVA Tournament Semifinal at George Williams				
A 23	W	3-0	N Michigan	15-8, 15-3, 16-14
MIVA Tournament Championship at George Williams (1st)				
A 24	W	3-0	N Ball State	15-8, 15-5, 15-12
MIVA Playoff at Ohio State				
M 1	W	3-2	H Ball State	12-15, 15-17, 15-7, 15-7, 15-12
NCAA Championship Semifinal at Penn State				
M 7	L	0-3	N UCLA	10-15, 12-15, 7-15
NCAA Championship Consolation at Penn State				
M 8	L	1-2	N USC	15-12, 2-15, 9-15

1983

Record: 28-11-2

Head Coach: Jim Smoot

J 14	W	3-0	A Loyola Marymount	15-6, 15-13, 15-12
J 16	L	0-3	A Pepperdine	6-15, 11-15, 8-15
J 17	L	0-3	A Cal State Long Beach	6-15, 8-15, 14-16

Penn State Tournament

J 29	T	1-1	N Pittsburgh	13-15, 15-9
J 29	W	2-0	N Edinboro	15-1, 15-5
J 29	W	2-0	N George Mason	15-12, 15-9
J 29	W	2-0	N N.J. Inst. Of Technology	15-5, 15-1
J 29	L	0-2	N Ball State	9-15, 13-15
J 30	L	2-3	A Penn State	15-11, 16-18, 15-5, 10-15, 10-15

Buckeye Invitational at Ohio State

F 4	W	2-0	H Pittsburgh	15-9, 15-6
F 4	W	2-0	H Michigan	15-0, 15-8
F 5	W	2-0	H Indiana-Purdue	15-8, 15-8
F 5	W	2-0	H Purdue	15-4, 15-12
F 5	L	1-2	H Ball State	15-10, 14-16, 8-15

Pitt Invitational at Pittsburgh

F 11	W	3-0	N Waterloo	15-4, 15-6, 15-9
F 11	W	3-0	A Pittsburgh	15-10, 15-8, 15-11
F 12	W	3-1	N Winnipeg	13-15, 15-3, 15-7, 15-7
F 12	L	2-3	N Ball State	15-11, 7-15, 15-6, 13-15, 8-15
F 12	W	3-1	N York	15-4, 13-15, 15-4, 15-10
F 16	W	3-1	H Earlham	12-15, 15-10, 15-2, 15-12
F 16	W	3-0	H Bowling Green	15-6, 15-1, 15-10
F 23	W	3-1	H Indiana-Purdue	15-10, 15-7, 8-15, 15-11
F 26	W	3-0	H George Williams	15-7, 15-7, 15-12
M 5	W	3-1	A George Williams	15-1, 15-1, 11-15, 15-6

Golden Dome at Rutgers-Newark

M 11	W	2-0	A Rutgers-Newark	15-4, 18-16
M 11	L	0-2	N UCLA	2-15, 14-16
M 12	T	1-1	N Penn State	13-15, 15-10
M 12	L	2-3	N UCLA	7-15, 15-13, 15-6, 10-15, 8-15
M 12	W	3-1	N George Mason	15-2, 11-15, 15-9, 15-9
M 30	W	3-1	A Earlham	15-4, 15-5, 8-15, 15-3

Volleycard Classic at Ball State

A 1	L	0-3	A Ball State	9-15, 13-15, 12-15
A 2	L	1-3	N Penn State	10-15, 3-15, 15-11, 4-15
A 2	W	3-0	N Pittsburgh	15-13, 15-2, 15-7
A 8	W	3-0	H Ball State	15-10, 15-6, 15-5
A 9	W	3-2	H Penn State	11-15, 14-16, 15-13, 17-15, 15-8
A 13	W	3-1	H Indiana-Purdue	15-8, 15-5, 13-15, 15-11
A 20	W	3-2	A Ball State	12-15, 3-15, 15-10, 15-6, 15-8
MIVA Tournament Semifinal at Ball State				
A 22	W	3-0	N Earlham	15-1, 15-8, 15-4
MIVA Tournament Championship at Ball State (1st)				
A 23	W	3-2	A Ball State	12-15, 15-9, 15-8, 8-15, 15-10

NCAA Championship Semifinal at Ohio State

M 6	L	0-3	H UCLA	4-15, 5-15, 4-15
-----	---	-----	--------	------------------

NCAA Championship Consolation at Ohio State

M 7	W	3-1	H Penn State	15-13, 15-12, 13-15, 15-10
-----	---	-----	--------------	----------------------------

1984

Record: 25-8

Head Coach: Jim Smoot

Excalibur Tournament at York University

J 6	W	3-0	N Alberta	15-4, 15-9, 15-9
J 6	W	3-0	N Dalhousie	15-10, 15-9, 15-13
J 7	W	3-2	A York	15-12, 10-15, 15-11, 12-15, 16-14
J 7	L	1-3	N Ball State	17-15, 8-15, 11-15, 7-15
J 7	W	3-0	N Toronto	15-7, 15-13, 15-8

Penn State Tournament

J 28	W	3-0	N Western Ontario	15-8, 15-6, 15-11
J 29	L	2-3	A Penn State	10-15, 15-3, 10-15, 15-3, 15-3
J 29	L	1-3	N Winnipeg	3-15, 5-15, 16-14, 5-15

Buckeye Invitational at Ohio State

F 4	W	3-1	H Loyola Marymount	9-15, 15-5, 15-5, 15-11
F 4	W	3-0	H Guelph	15-8, 15-8, 15-13
F 5	W	3-0	H Loyola Marymount	15-9, 16-14, 15-6
F 5	W	3-2	H Penn State	15-13, 15-9, 12-15, 6-15, 15-12
F 5	W	3-0	H Ball State	15-10, 15-10, 15-8

Edinboro State Invitational

F 11	W	2-0	N Guelph	15-8, 15-13
F 11	W	2-0	N Pittsburgh	15-8, 15-6
F 12	W	2-0	A Edinboro State	15-2, 15-7
F 12	W	3-1	N Pittsburgh	11-15, 16-14, 15-13, 15-6
F 15	W	3-1	H Bowling Green	15-3, 7-15, 15-13, 15-11
F 22	W	3-0	A Indiana-Purdue	15-3, 15-12, 15-10
F 25	W	3-1	H Penn State	15-12, 8-15, 15-12, 15-12
F	W	3-0	A Bowling Green	15-8, 15-7, 15-9
M 3	W	3-0	A George Williams	15-12, 15-5, 15-13

Played at George Williams

M 3	W	3-0	N Indiana-Purdue	15-2, 15-4, 15-11
M 14	L	1-3	A Ball State	8-15, 15-13, 8-15, 13-15

Volleycard Classic at Ball State

M 30	L	2-3	N George Mason	7-15, 11-15, 15-12, 15-13, 10-15
M 31	L	0-3	N Penn State	14-16, 11-15, 0-15
M 31	W	3-2	A Ball State	15-17, 15-12, 15-12, 6-15, 15-11
A 11	W	3-0	H Indiana-Purdue	15-7, 15-6, 15-13
A 13	W	3-2	H Ball State	15-12, 7-15, 15-5, 13-15, 15-9
A 14	W	3-0	H George Williams	15-6, 15-5, 15-7

MIVA Tournament Semifinal at Indiana-Purdue

A 20	W	3-0	A Indiana-Purdue	15-7, 15-8, 15-2
------	---	-----	------------------	------------------

MIVA Tournament Championship at Indiana-Purdue (2nd)

A 21	L	1-3	N Ball State	16-14, 15-17, 10-15, 12-15
------	---	-----	--------------	----------------------------

NCAA Regional Playoff at Ohio State

A	L	2-3	H Ball State	15-10, 15-9, 13-15, 12-15, 5-15
---	---	-----	--------------	---------------------------------

1985

Record: 16-13

Head Coach: Pete Hanson

George Williams Tournament

J 18	W	3-2	N Ball State	15-13, 10-15, 15-12, 8-15, 15-12
J 19	L	1-3	N Indiana-Purdue	6-15, 15-6, 5-15, 12-15
J 19	W	3-0	A George Williams	15-12, 15-8, 15-5

Penn State Invitational

J 25	L	1-3	N Rutgers-Newark	7-15, 9-15, 15-7, 12-15
J 26	L	1-3	A Penn State	8-15, 11-15, 15-5, 7-15
J 26	L	0-3	N Western Ontario	8-15, 4-15, 2-15

Buckeye Invitational at Ohio State

F 1	W	3-0	H Edinboro	16-14, 15-6, 15-8
F 1	W	3-0	H George Williams	15-7, 15-3, 15-12
F 2	W	3-2	H Indiana-Purdue	8-15, 15-11, 12-15, 15-8, 15-4
F 2	L	1-3	H Ball State	11-15, 15-11, 4-15, 4-15
F 6	W	3-0	A Bowling Green	15-5, 15-7, 15-3

Edinboro Tournament

F 8	W	2-0	A Edinboro	15-9, 15-4
F 8	W	2-0	N Guelph	16-14, 16-14
F 9	W	3-2	A Edinboro	15-2, 5-15, 15-5, 10-15, 15-9
F 9	L	0-3	N East Stroudsburg	13-15, 13-15, 6-15
F 22	W	3-1	A Indiana-Purdue	17-15, 14-16, 15-12, 15-13
F 23	W	3-0	A George Williams	18-16, 15-4, 15-13



RESULTS BY SEASON

M 6 W 3-0 H Bowling Green..... 15-6, 15-12, 15-5
Golden Dome Tournament at Rutgers-Newark
M 8 L 1-3 N George Mason..... 19-17, 9-15, 0-15, 7-15
M 9 W 3-2 A Rutgers-Newark..... 6-15, 13-15, 15-3, 15-7, 15-3
M 13 L 1-3 A Ball State..... 0-15, 15-5, 14-16, 8-15
Cardinal Classic at Ball State
M 29 L 0-3 N George Mason..... 11-15, 12-15, 9-15
M 30 L 0-3 N Penn State..... 11-15, 9-15, 6-15
M 30 L 2-3 A Ball State..... 14-16, 15-17, 15-8, 15-12, 12-15
M 10 L 0-3 H Ball State..... 10-15, 7-15, 14-16
M 12 W 3-2 H Indiana-Purdue 15-8, 15-11, 7-15, 14-16, 15-2
M 13 W 3-0 H George Williams..... 15-4, 15-8, 19-17
MIVA Tournament Semifinal at Ball State
M 19 W 3-0 N Indiana-Purdue 16-14, 15-8, 15-10
MIVA Tournament Championship at Ball State (2nd)
M 20 L 2-3 A Ball State..... 15-12, 15-12, 6-15, 14-16, 3-15

1986

Record: 25-15

Head Coach: Pete Hanson

Excaliber Tournament at York University

J 3 -/- L 1-3 N Regina..... 15-2, 9-15, 11-15, 11-15
J 4 -/- L 1-3 A York..... 15-17, 6-15, 15-11, 13-15
J 4 -/- W 3-2 N Western Ontario.... 15-6, 5-15, 17-19, 15-13, 15-2
J 5 -/- L 1-3 N Toronto..... 16-14, 6-15, 8-15, 4-15
J 5 -/- W 3-1 N Western Ontario..... 15-10, 11-15, 15-12, 15-13
J 16 -/- W 3-0 A Notre Dame..... 15-3, 15-5, 15-13
Indiana-Purdue Tournament
J 17 -/- W 3-0 N Arkansas-Little Rock..... 15-2, 15-6, 16-14
J 18 -/- W 3-0 N Guelph..... 15-7, 15-6, 15-11
J 18 -/- W 3-0 A Indiana-Purdue 15-6, 15-11, 15-9

Penn State Tournament

J 25 -/- W 3-1 N Rutgers-Newark 15-2, 13-15, 15-13, 15-9
J 25 -/- L 1-3 A Penn State..... 16-14, 7-15, 14-16, 10-15
J 26 -/- W 3-0 N Indiana-Purdue 15-13, 15-6, 15-12
J 26 -/- L 0-3 N George Mason 5-15, 9-15, 10-15

N. J. Institute of Technology Tournament

F 1 12/- W 3-1 A NJIT..... 15-12, 13-15, 15-9
F 1 12/- W 2-0 N Naval Academy 15-7, 16-14
F 1 12/- W 3-0 N Yale..... 15-0, 15-1
F 11/12/14t W 2-0 N East Stroudsburg 15-11, 15-13
F 1 12/- L 0-2 N George Mason 3-15, 6-15
F 31/2/14t W 3-1 A East Stroudsburg 15-8, 12-15, 15-7, 15-1

Ohio State Invitational

F 8 12/- W 3-0 H Michigan..... 15-5, 15-4, 16-14
F 8 12/- W 3-2 H Indiana-Purdue ... 14-16, 8-15, 15-7, 15-11, 15-10
F 9 12/- W 3-0 H Wilfrid-Laurier..... 15-1, 15-8, 15-11
F 9 12/- W 3-0 H Notre Dame..... 15-4, 15-11, 15-10
F 9 12/14 W 3-1 H East Stroudsburg 16-14, 15-7, 13-15, 15-12
F 12 12/- W 3-0 A Bowling Green..... 16-14, 15-4, 15-11
F 14/12/15t L 1-3 A Indiana-Purdue 15-8, 8-15, 12-15, 10-15
Played in Pittsburgh, Pa.

F 19 12/9 L 1-3 N Penn State..... 7-15, 15-12, 10-15, 8-15
F 21 12/- W 3-0 H Miami..... 15-2, 15-5, 15-2

Golden Dome Classic at Rutgers-Newark

M 7 11t/18 W 3-0 A Rutgers-Newark 15-9, 16-14, 15-11
M 8 11t/6 L 0-3 N George Mason 13-15, 11-15, 10-15
M 21 11/12 W 3-2 A Ball State..... 4-15, 15-9, 10-15, 15-10, 16-14
Cardinal Classic at Ball State

M 28 10/3t L 0-3 N Penn State..... 4-15, 11-15, 8-15
M 29 10/8 L 0-3 N George Mason 11-15, 8-15, 2-15
M 29 10/12 L 0-3 A Ball State..... 7-15, 12-15, 11-15
A 4 10/11 L 1-3 H Ball State..... 12-15, 15-4, 9-15, 13-15
A 11 11/15 W 3-2 H Indiana-Purdue 9-15, 15-8, 15-7, 15-4

MIVA Tournament Semifinal at Ohio State

A 18 11/15 W 3-2 H Indiana-Purdue 11-15, 15-6, 15-2, 11-15, 15-6
MIVA Tournament Championship at Ohio State (1st)
A 19 11/10 W 3-1 H Ball State..... 10-15, 15-9, 15-10, 15-13
NCAA Championship Semifinal at Penn State
M 2 11/1 L 0-3 N USC..... 5-15, 10-15, 3-15
NCAA Championship Consolation at Penn State
M 3 11/4 L 0-3 A Penn State..... 9-15, 1-15, 11-15

1987

Record: 18-21

Head Coach: Pete Hanson

J 10 -/- W 3-1 H Guelph..... 15-6, 13-15, 15-7, 15-13
Indiana-Purdue Tournament

J 16 -/- W 3-0 N N.J. Inst. Of Technology 15-5, 15-9, 15-9
J 17 -/- W 3-0 N Naval Academy 15-9, 15-5, 15-10
J 17 -/- L 0-3 A Indiana-Purdue 11-15, 10-15, 12-15

Penn State Invitational

J 24 -/- L 1-3 N George Mason 6-15, 10-15, 15-8, 10-15
J 24 -/- W 3-2 N Ball State 15-12, 15-1, 8-15, 3-15, 16-14
J 25 -/- W 3-0 N Rutgers-Newark 15-11, 15-9, 15-10
J 25 -/- L 0-3 A Penn State 9-15, 5-15, 13-15
F 4 10/11 L 1-3 A Ball State..... 12-15, 15-7, 15-12, 10-15
F 6 10/- W 3-0 H York..... 15-4, 15-13, 15-11
F 7 10/- W 3-2 H Guelph..... 15-8, 14-16, 15-11, 9-15, 17-15
F 11 11/2 L 0-3 A Penn State 11-15, 7-15, 11-15
F 12 11/18 W 3-2 A East Stroudsburg 13-15, 15-10, 12-15, 15-6, 15-6

Golden Dome Invitational at Rutgers-Newark

F 13 11/7 L 0-3 N George Mason 12-15, 15-17, 10-15
F 14 11/16 W 3-0 A Rutgers-Newark 16-14, 15-13, 15-11
F 19 10/9 L 0-3 H Ball State..... 5-15, 4-15, 14-16
F 20 10/14 L 2-3 A Indiana-Purdue 14-16, 15-11, 9-15, 15-7, 9-15
F 26 10t/- W 3-0 H Notre Dame 15-7, 15-3, 15-3
F 28 10t/- W 3-0 H Wisconsin 15-9, 15-2, 15-11
M 6 10/13 W 3-0 H Indiana-Purdue 15-7, 15-11, 15-10
M 13 10/9 W 3-0 A Ball State 15-11, 19-17, 15-5
M 17 10/- W 3-1 H Graceland..... 15-3, 10-15, 15-13, 15-12
M 20 10/13 L 2-3 A Indiana-Purdue 15-12, 15-6, 8-15, 7-15, 3-15
M 22 10/12 L 2-3 A Cal Northridge.... 15-10, 16-14, 5-15, 7-15, 13-15
M 23 10/3 L 1-3 A USC..... 0-15, 8-15, 15-4, 10-15
M 24 11/5 L 0-3 A Santa Barbara..... 14-16, 10-16, 10-15
M 25 11/2 L 2-3 A Pepperdine 14-16, 15-7, 15-10, 4-15, 15-12

Ball State Invitational

M 27 11/4 L 0-3 N Penn State 4-15, 5-15, 8-15
M 28 11/6 L 0-3 N George Mason 6-15, 8-15, 1-15
A 1 11/9 L 1-3 H Ball State..... 14-16, 13-15, 15-10, 10-15
A 4 11/- W 3-0 A Graceland..... 15-12, 15-6, 15-9
A 11/- L 1-3 N Brigham Young..... 15-11, 9-15, 10-15, 14-16
A 8 11/14 W 3-0 H Indiana-Purdue 15-9, 15-10, 15-10
A 9 11/6 L 1-3 A George Mason 8-15, 9-15, 15-12, 10-15
A 10 11/4 L 0-3 N Penn State 12-15, 4-15, 5-15

MIVA Tournament Semifinal at Indiana-Purdue

A 24 10/12 W 3-1 A Indiana-Purdue 15-10, 14-16, 15-10, 15-7
MIVA Tournament Championship at Indiana-Purdue (1st)
A 25 10/5 W 3-2 N Ball State..... 15-8, 15-5, 8-15, 5-15, 18-16
NCAA Championship Semifinal at UCLA
M 1 10/3 L 0-3 A UCLA 7-15, 10-15, 11-15
NCAA Championship Consolation at UCLA
M 2 10/1 L 0-3 N Penn State..... 3-15, 6-15, 6-16

1988

Record: 23-12

Head Coach: Pete Hanson

Guelph Invitational

N 27 -/- W 3-0 N Wilfrid Laurier 15-3, 15-3, 15-3
N 28 -/- W 3-0 A Guelph..... 15-11, 15-8, 15-10
N 28 -/- W 3-0 N Waterloo 15-11, 15-5, 15-11
J 27 14/13 W 3-0 A Indiana-Purdue 15-11, 15-13, 15-10
J 28 14/11 W 3-1 H Ball State..... 15-11, 15-7, 11-15, 15-12

Nittany Lion Invitational at Penn State

J 30 13/10 L 2-3 N George Mason 7-15, 15-3, 15-13, 2-15, 11-15
J 31 13/9 L 0-3 N Ball State 3-15, 9-15, 7-15
J 31 13/- W 3-0 N Navy 15-10, 15-10, 15-3

Indiana-Purdue Invitational

F 5 13/- W 3-0 N Eastern Montana 15-4, 15-3, 15-2
F 6 13/- W 3-0 N Navy 13-15, 15-3, 15-4, 15-1
F 6 13/15 L 0-3 A Indiana-Purdue 5-15, 11-15, 12-15
Golden Dome Invitational at Rutgers-Newark
F 12 15/13 L 0-3 A Rutgers-Newark 13-15, 9-15, 12-15
F 13 15/10 L 1-3 N George Mason 13-15, 7-15, 15-7, 12-15
F 16 14/- W 3-0 H York..... 15-11, 15-7, 15-6
F 17 14/- W 3-1 H York..... 17-19, 15-6, 15-0, 15-7
F 19 14/- W 3-1 H Guelph..... 15-5, 16-14, 13-15, 15-11



RESULTS BY SEASON

Played at Pittsburgh, Pa.

F 20 14/2 L 1-3 N Penn State..... 15-12, 12-15, 8-15, 11-15
 F 26 15/14 L 2-3 A Indiana-Purdue ...6-15, 15-9, 10-15, 15-10, 11-15
 M 3 15/- W 3-0 H Notre Dame..... 15-3, 15-6, 15-6

Played at Chicago, Ill.

M 5 15/- W 3-1 N Graceland..... 15-11, 11-15, 15-8, 15-10
 M 11 15/9 L 1-3 A Ball State..... 13-15, 5-15, 15-8, 9-15
 M 14 15/13 W 3-0 H George Mason..... 15-5, 15-7, 15-13
 M 19 15/7 L 0-3 A Cal State Northridge..... 11-15, 3-15, 13-15
 M 21 15/6 W 3-0 A Pepperdine..... 15-8, 15-5, 18-16
 M 23 14/5 L 0-3 A Santa Barbara..... 7-15, 6-15, 9-15
 M 24 14/1 L 0-3 A USC..... 10-15, 8-15, 2-15
 M 30 13/15 W 3-0 H Indiana-Purdue..... 15-9, 15-6, 18-16

Naval Academy Invitational

A 9 14/18 W 3-0 N East Stroudsburg..... 15-4, 15-11, 15-5
 A 9 14/15 W 3-2 N Indiana-Purdue 12-15, 15-5, 15-13, 13-15, 15-10
 A 10 14/- W 3-0 N Cornell..... 15-4, 15-6, 15-1
 A 10 14/- W 3-0 A Navy..... 15-12, 15-12, 15-11
 A 12 12/- W 3-0 H Graceland..... 15-8, 15-7, 15-11
 A 13 12/8 W 3-1 H Ball State..... 15-10, 14-16, 15-11, 15-4

MIVA Tournament Semifinal at Ball State

A 22 12/15 W 3-0 N Indiana-Purdue..... 15-10, 15-10, 15-12

MIVA Tournament Championship at Ball State (2nd)

A 23 12/8 L 2-3 A Ball State..... 7-15, 15-12, 16-14, 7-15, 13-15

1989

Record: 11-19

Head Coach: Pete Hanson

Sherbrooke Invitational, 6th

N 25 -/- L 1-3 N Dalhousie..... 15-10, 13-15, 6-15, 4-15
 N 25 -/- L 1-3 N Laval..... 0-15, 3-15, 15-11, 7-15
 N 26 -/- L 2-3 A Sherbrooke..... 12-15, 16-14, 15-7, 5-15, 5-15
 N 26 -/- L 1-3 N Dalhousie..... 2-15, 6-15, 15-6, 11-15
 J 13 -/- W 3-0 H Rutgers-Newark..... 15-5, 15-9, 15-7
 J 16 -/- L 1-3 A Ball State..... 13-15, 16-14, 13-15, 13-15

Ft. Wayne Invitational at Fort Wayne, 4th

J 20 -/- L 0-3 N USC..... 12-15, 6-15, 10-15
 J 21 -/- L 2-3 A Indiana-Purdue..... 9-15, 15-3, 12-15, 15-8, 10-15

Nittany Lion Invitational at Penn State

J 28 15/- W 3-1 N Western Ontario..... 15-13, 15-2, 12-15, 15-9
 J 28 15/7 L 0-3 A Penn State..... 4-15, 14-16, 11-15
 J 29 15/14 L 2-3 N Indiana-Purdue..... 12-15, 7-15, 15-4, 15-10, 6-15
 F 4 15/12 W 3-0 H Indiana-Purdue..... 15-5, 15-9, 15-9
 F 17 13/11 L 0-3 H Indiana-Purdue..... 9-15, 12-15, 13-15
 F 25 15/- W 3-0 H Notre Dame..... 15-1, 15-5, 15-2
 M 3 15/11 L 2-3 A Indiana-Purdue..... 15-7, 6-15, 15-12, 16-18, 7-15
 M 4 15/- W 3-1 A Notre Dame..... 10-15, 15-5, 16-14, 15-11
 M 17 16/2 L 0-3 A UCLA..... 10-15, 2-15, 9-15
 M 18 16/5t L 1-3 A Long Beach State..... 9-15, 15-10, 9-15, 9-15
 M 19 16/17 W 3-2 A Cal-Irvine..... 15-6, 6-15, 15-6, 1-15, 15-12
 M 22 16/4 L 0-3 A USC..... 7-15, 6-15, 12-15
 M 24 16/7 L 0-3 A Pepperdine..... 10-15, 13-15, 12-15
 M 25 16/1 L 0-3 A Stanford..... 11-15, 14-16, 9-15
 M 27 16/- W 3-1 H Graceland..... 15-5, 15-2, 13-15, 15-3
 M 29 16/9 W 3-1 H Ball State..... 13-15, 15-5, 15-11, 15-4

Played at Mantino, Ill.

A 1 16/- W 3-1 N Graceland..... 15-5, 15-9, 13-15, 15-10
 A 6 16/10 W 3-0 H George Mason..... 15-7, 15-13, 15-12

Played at Holyoke, Mass.

A 7 16/11 L 0-3 N Penn State..... 8-15, 6-15, 8-15
 A 12 15/9 L 0-3 A Ball State..... 6-15, 0-15, 15-17
 MIVA Tournament Semifinal at Ohio State
 A 21 15/10 W 3-2 H Indiana-Purdue ...5-15, 15-3, 15-11, 12-15, 15-11
 MIVA Tournament Championship at Ohio State (2nd)
 A 22 15/9 L 0-3 H Ball State..... 10-15, 5-15, 17-19

1990

Record: 8-24

Head Coach: Pete Hanson

J 11 -/- L 1-3 H Brigham Young..... 10-15, 15-9, 8-15, 14-16
 J 17 -/- L 2-3 H Ball State..... 12-15, 15-10, 15-8, 8-15, 10-15
 Nittany Lion Invitational at Penn State (6th)
 J 19 -/- L 2-3 N George Mason ..2-15, 15-13, 15-10, 11-15, 14-16
 J 19 -/- L 0-3 N Ball State..... 13-15, 7-15, 13-15
 J 19 -/- W 3-0 N NJ Inst. Of Technology..... 15-13, 15-5, 15-5

J 20 -/- W 3-0 N Naval Academy..... 15-8, 15-11, 15-12
 J 20 -/- L 0-3 N Rutgers-Newark..... 13-15, 5-15, 9-15
 Ft. Wayne Invitational at Fort Wayne (4th)

J 26 -/- L 1-3 N USC..... 11-15, 15-10, 5-15, 7-15
 J 27 -/- L 1-3 A Indiana-Purdue..... 7-15, 17-15, 9-15, 12-15
 J 28 -/- W 3-2 H Rutgers-Newark ...8-15, 15-7, 12-15, 15-9, 15-13

Golden Dome Tournament at Rutgers-Newark (4th)

F 9 17/16 L 0-3 A Rutgers-Newark..... 5-15, 11-15, 9-15
 F 10 17/11 L 0-3 N Penn State..... 13-15, 6-15, 11-15
 F 16 17/11 L 1-3 A Indiana-Purdue..... 2-15, 15-10, 11-15, 5-15
 F 17 17/- W 3-0 A Graceland..... 15-7, 15-7, 15-10
 F 21 17/10 L 0-3 A Ball State..... 6-15, 13-15, 7-15
 F 23 17/- W 3-1 A Naval Academy..... 16-14, 14-16, 15-13, 15-12
 F 24 17/14 L 1-3 A George Mason..... 5-15, 9-15, 15-13, 6-15
 M 3 17/12 L 0-3 H Indiana-Purdue..... 8-15, 11-15, 10-15
 M 9 19/12 L 1-3 A Indiana-Purdue..... 15-6, 14-16, 13-15, 11-15
 M 12 19/- W 3-0 H Naval Academy..... 15-7, 15-5, 15-5
 M 16 19/17 L 0-3 A Brigham Young..... 12-15, 11-15, 15-17
 M 17 19/8 L 1-3 A Pepperdine..... 15-6, 6-15, 9-15, 10-15
 M 20 19/3 L 0-3 A Long Beach State..... 6-15, 5-15, 7-15
 M 21 19/1 L 0-3 N USC..... 7-15, 7-15, 14-16
 M 24 19/7 L 1-3 A San Diego State..... 12-15, 15-13, 2-15, 8-15

Dutch County Classic, Elizabethtown, Pa.

M 30 19/17 L 0-3 N George Mason..... 11-15, 11-15, 5-15
 M 31 19/15 L 2-3 N Rutgers-Newark ..15-12, 15-8, 7-15, 13-15, 14-16
 A 1 19/12 L 1-3 N Penn State..... 15-9, 17-15, 10-15, 16-14
 A 4 19/- W 3-1 H Graceland..... 15-11, 15-13, 9-15, 15-11
 A 5 19/16 W 3-0 H George Mason..... 16-14, 15-12, 15-7
 A 11 19/11 L 0-3 H Ball State..... 10-15, 4-15, 11-15

MIVA Tournament Semifinal at Fort Wayne

A 20 19/10 L 0-3 N Ball State..... 5-15, 3-15, 7-15

1991

Record: 16-12

Head Coach: Pete Hanson

Asics Qualifier at Indiana-Purdue

J 18 -/- L 0-3 N Ball State..... 13-15, 3-15, 12-15
 J 19 -/- W 3-0 N Wisconsin-Milwaukee..... 15-3, 15-7, 15-9

Fort Wayne Invitational at Ft. Wayne, Ind.

J 25 -/- L 1-3 A Indiana-Purdue..... 11-15, 11-15, 16-14, 5-15
 J 26 -/- L 2-3 N Penn State..... 10-15, 6-15, 15-12, 15-5, 10-15
 J 27 -/- W 3-1 H Rutgers-Newark..... 12-15, 15-9, 15-2, 15-8
 J 30 18/14 W 3-1 H Brigham Young..... 9-15, 16-14, 15-10, 15-13
 F 13 15/10 W 3-0 H Ball State..... 15-8, 15-12, 15-7
 F 16 15/- W 3-0 H Juniata College..... 15-9, 15-7, 15-4
 F 20 14/- W 3-0 H Tri-State..... 15-3, 15-0, 15-8
 F 22 14/- W 3-1 H Juniata College..... 15-2, 16-17, 15-2, 15-3

Played in Eden, NY

F 23 14/4 L 2-3 N Penn State..... 15-9, 14-16, 8-15, 15-11, 11-15
 F 27 14/11 L 1-3 H Indiana-Purdue..... 15-9, 10-15, 11-15, 10-15
 M 2 14/- W 3-0 A Tri-State..... 15-6, 15-3, 15-3
 M 3 14/- W 3-1 A Michigan State..... 15-6, 15-7, 10-15, 15-9
 M 9 13t/- W 3-0 A Wisconsin-Milwaukee..... 15-5, 15-9, 15-13
 M 17 14/- W 3-0 H NJIT..... 15-6, 15-9, 15-6
 M 21 14/- W 3-0 H Graceland..... 15-8, 15-6, 15-5
 M 23 14/- W 3-2 A Brigham Young...7-15, 15-9, 14-16, 15-11, 17-16
 M 24 14/- W 3-0 A Santa Cruz..... 15-13, 15-3, 15-11
 M 25 14/9 L 2-3 A Stanford..... 15-11, 12-15, 15-12, 10-15, 11-15
 M 27 14/4 L 2-3 A Cal State Northridge 15-7, 10-15, 15-13, 9-15, 10-15
 M 28 14/9 L 0-3 A Santa Barbara..... 3-15, 7-15, 11-15
 A 3 13/- W 3-0 H Michigan State..... 15-1, 16-14, 15-11
 A 4 13/14 L 0-3 H George Mason..... 6-15, 7-15, 4-15
 A 6 13/- W 3-0 H Wisconsin-Milwaukee..... 15-1, 15-10, 15-11
 A 10 15/13 L 1-3 A Ball State..... 12-15, 12-15, 15-8, 11-15
 A 13 15/10 L 2-3 A Indiana-Purdue ...13-15, 5-15, 15-7, 17-15, 15-17
 MIVA Tournament Semifinal at Ball State
 A 19 15/13 L 1-3 A Ball State..... 15-8, 14-16, 14-16, 13-15

1992

Record: 12-18

Head Coach: Pete Hanson

J 18 -/- W 3-0 H Wisconsin-Milwaukee..... 15-6, 15-5, 15-8
 Nittany Lion Invitational at Penn State (5th)
 J 24 -/- W 3-0 N Ball State..... 15-0, 15-13, 15-13
 J 24 -/- L 2-3 A Penn State..... 12-15, 15-9, 16-14, 11-15, 13-15



RESULTS BY SEASON

J 25 -/- L 0-3 N Rutgers-Newark 13-15, 3-15, 5-15
 J 25 -/- W 3-0 N Ball State 15-4, 15-6, 15-3
 J 26 -/- W 3-0 A Juniata College 15-4, 15-6, 15-4
 J 30 -/- W 3-2 H Penn State 15-13, 10-15, 6-15, 15-9, 15-9
 Fort Wayne Invitational at Ft. Wayne, Ind. (4th)
 J 31 -/- L 0-3 N USC 11-15, 3-15, 13-15
 F 1 -/- L 2-3 N Penn State 16-14, 8-15, 15-8, 12-15, 16-17
 Golden Dome Invitational at Rutgers-Newark (2nd)
 F 7 14/- W 3-0 N Naval Academy 15-10, 15-9, 15-6
 F 8 14/6 L 0-3 A Rutgers-Newark 12-15, 4-15, 7-15
 F 9 14/- W 3-1 A NJIT 15-5, 11-15, 15-2, 15-8
 Fieldhouse Classic, Buffalo, NY (4th)
 F 14 14/10 L 1-3 N Penn State 14-16, 16-14, 5-15, 10-15
 F 15 14/- L 0-3 N Manitoba 12-15, 5-15, 3-15
 F 19 14/- W 3-0 H Juniata College 15-12, 15-13, 15-11
 F 22 14/6t L 0-3 A Indiana-Purdue 9-15, 12-15, 11-15
 M 9 14/- W 3-1 H Naval Academy 9-15, 15-4, 15-9, 15-9
 M 12 14/17 L 2-3 H Ball State 12-15, 7-15, 15-5, 17-15, 11-15
 M 14 14/7 L 2-3 H Rutgers-Newark 3-15, 6-15, 15-13, 15-10, 10-15
 M 19 15/- W 3-0 H NJIT 15-4, 15-7, 15-3
 M 21 15/11 L 0-3 A Brigham Young 10-15, 2-15, 10-15
 M 23 15/9 L 0-3 A Cal Santa Barbara 9-15, 9-15, 8-15
 M 25 15/- L 0-3 A Cal-Irvine 10-15, 9-15, 8-15
 M 26 15/1 L 0-3 A Long Beach State 9-15, 14-16, 11-15
 M 28 15/4 L 0-3 A Pepperdine 7-15, 7-15, 7-15
 A 1 16/7 L 1-3 H Indiana-Purdue 9-15, 15-11, 9-15, 9-15
 A 8 16/13 L 0-3 A Ball State 13-15, 8-15, 14-16
 A 11 16/- W 3-0 A Wisconsin-Milwaukee 15-8, 15-13, 15-8
 MIVA Tournament Semifinal at Ohio State
 A 17 16/13 W 3-2 H Ball State 12-15, 15-8, 15-8, 10-15, 16-14
 MIVA Tournament Championship at Ohio State (2nd)
 A 18 16/7 L 0-3 H Indiana-Purdue 9-15, 11-15, 5-15

1993

Record: 28-10

Head Coach: Pete Hanson

J 15 -/- W 3-2 H Wisconsin-Milwaukee 13-15, 15-11, 12-15, 15-6, 15-10
 Best of Five Tournament at Columbus, Ohio (1st)
 J 15 -/- W 3-0 H Eastern Montana 15-7, 16-14, 15-1
 J 16 -/- W 3-0 H Quincy 15-3, 15-6, 15-4
 J 16 -/- W 3-0 H Tri-State 15-2, 15-10, 15-5
 J 16 -/- W 3-0 H St. Francis 15-7, 15-3, 17-15
 J 16 -/- W 3-0 H Juniata College 13-15, 15-3, 15-3, 15-10
 J 16 -/- W 3-0 H Wisconsin-Milwaukee 15-6, 15-9, 15-5
 J 16 -/- W 3-0 H Eastern Montana 15-6, 15-12, 15-5
 J 17 -/- W 3-0 H Eastern Montana 15-1, 15-3, 15-9
 J 17 -/- W 3-0 H Juniata College 15-2, 15-4, 15-5
 J 17 -/- W 3-0 H St. Francis 15-8, 15-6, 15-3
 St. Francis (PA) Volleyball Classic, Loretto, Pa (1st)
 J 23 -/- W 3-0 N E. Mennonite College 15-0, 15-3, 15-6
 J 23 -/- W 3-0 N Naval Academy 15-13, 15-3, 15-3
 J 28 -/- L 2-3 H Penn State 4-15, 5-15, 15-3, 15-8, 11-15
 Fort Wayne Tournament at Ft. Wayne, Ind. (4th)
 J 29 -/- L 1-3 N Long Beach State 9-15, 15-13, 3-15, 10-15
 J 30 -/- L 0-3 N Penn State 6-15, 12-15, 6-15
 F 10 15/- W 3-1 H Juniata College 15-9, 13-15, 15-13, 15-5
 F 11 15/13 W 3-1 A Ball State 8-15, 15-10, 15-11, 15-13
 F 19 13/- W 3-1 A Naval Academy 15-8, 15-12, 15-9
 Played at George Mason, Fairfax, Va.
 F 20 13/- W 3-1 N Princeton 16-14, 15-13, 13-15, 15-5
 F 20 13/- W 3-1 A George Mason 15-10, 15-8, 11-15, 15-5
 F 26 14/- L 2-3 A Juniata College 15-10, 5-15, 15-5, 6-15, 12-15
 F 27 14/9 L 1-3 A Penn State 4-15, 15-12, 10-15, 7-15
 M 6 15/12 W 3-1 A Indiana-Purdue 15-13, 15-6, 13-15, 17-16
 M 20 13/8 L 0-3 A Brigham Young 11-15, 9-15, 15-17
 M 21 13/- W 3-1 A UC-Santa Cruz 15-11, 15-13, 12-15, 15-10
 M 22 13/2 L 0-3 A Stanford 4-15, 10-15, 7-15
 M 24 13/- W 3-1 A Pacific 15-10, 15-12, 13-15, 15-9
 M 29 13/- W 3-0 H Quincy College 15-5, 15-8, 15-6
 M 29 13/- W 3-1 H UC-Santa Cruz 15-8, 15-1, 12-15, 15-6
 A 1 13/- W 3-1 H George Mason 15-5, 15-11, 10-15, 15-9
 A 10 13/- W 3-0 A Wisconsin-Milwaukee 15-10, 15-12, 15-4
 A 14 13/14 W 3-1 H Ball State 14-16, 15-11, 15-9, 15-8
 A 17 13/8 L 2-3 H Indiana-Purdue 7-15, 8-15, 15-12, 15-9, 12-15

MIVA Tournament Semifinal at Ball State
 A 23 13/- W 3-0 N Wisconsin-Milwaukee 15-8, 15-13, 15-12
 MIVA Tournament Championship at Ball State (1st)
 A 24 13/8 W 3-2 N Indiana-Purdue 15-12, 12-15, 9-15, 15-10, 15-11
 NCAA Championship Semifinal at UCLA
 M 7 13/1 L 0-3 A UCLA 4-15, 4-15, 2-15
 NCAA Championship Consolation at UCLA (4th)
 M 8 13/12 L 2-3 N Penn State 15-7, 15-8, 10-15, 14-16, 10-15

1994

Record: 20-13

Head Coach: Pete Hanson

Best of Five Tournament, Worthington High School (1st)

J 15 -/- W 3-0 N Juniata 15-8, 15-8, 15-11
 J 15 -/- W 3-0 N Eastern Mennonite 15-11, 15-10, 15-2
 J 15 -/- W 3-0 N Wisconsin-Milwaukee 15-8, 15-12, 15-13
 J 15 -/- W 3-0 N York 15-8, 12-15, 15-13, 15-10
 Fort Wayne Invitational at Ft. Wayne, Ind.
 J 21 -/- L 1-3 N UCLA 8-15, 15-13, 3-15, 9-15
 J 22 -/- W 3-0 N Pacific 15-12, 16-14, 15-6
 Nittany Lion Invitational at Penn State (4th)
 J 28 -/- L 0-3 A Penn State 13-15, 7-15, 8-15
 J 29 -/- L 0-3 N Rutgers-Newark 13-15, 7-15, 8-15
 J 29 -/- L 0-3 N George Mason 13-15, 13-15, 11-15
 Hall of Fame Classic, Springfield, Massachusetts (2nd)
 F 5 -/- W 3-0 N East Stroudsburg 15-11, 15-9, 15-12
 F 6 -/4 L 1-3 N Penn State 4-15, 15-13, 7-15, 10-15
 F 11 -/- W 3-0 H Quincy 15-3, 15-5, 15-8
 F 12 -/- W 3-2 H Wisconsin-Milwaukee 15-13, 15-10, 15-17, 11-15, 15-7
 F 19 -/7 L 2-3 H *Indiana-Purdue 15-13, 16-14, 8-15, 6-15, 10-15
 F 26 -/- W 3-0 A *Wisconsin-Milwaukee 15-8, 15-3, 15-12
 M 6 -/- W 3-1 H Lewis 13-15, 15-4, 15-8, 15-11
 M 7 -/- L 2-3 H Lewis 15-12, 7-15, 10-15, 15-10, 11-15
 M 12 -/- W 3-0 A Quincy 15-5, 15-6, 15-3

Played at Quincy

M 12 -/- W 3-0 N Ambassador 15-2, 15-9, 15-1
 Pacific Spring Tournament at Stockton, Calif.
 M 18 -/- W 3-1 N LaVerne 14-16, 15-13, 15-4, 15-3
 M 19 -/- W 3-0 N Santa Cruz 15-7, 15-1, 15-0
 M 19 -/14 W 3-1 A Pacific 15-13, 11-15, 15-13, 15-12
 M 23 -/5 L 0-3 H Stanford 8-15, 9-15, 10-15
 M 25 -/2 L 0-3 A Penn State 7-15, 7-15, 8-15
 M 26 -/- W 3-0 A Juniata 17-16, 15-9, 15-7
 M 27 -/- W 3-0 A St. Francis 15-11, 15-7, 15-13
 M 28 -/- W 3-1 H East Stroudsburg 15-13, 12-15, 15-6, 16-14
 M 30 -/- W 3-0 H Juniata 17-16, 17-16, 15-10
 M 31 -/2 L 1-3 H Penn State 9-15, 10-15, 15-11, 14-16
 A 1 -/- W 3-1 H St. Francis 15-10, 15-6, 13-15, 15-3
 A 6 -/10 W 3-1 A Ball State 15-7, 15-9, 7-15, 15-11
 A 9 -/7 L 1-3 A Indiana-Purdue 10-15, 15-13, 7-15, 7-15
 A 15 15/10 L 2-3 H Ball State 12-15, 6-15, 15-9, 15-10, 11-15
 MIVA Tournament Semifinal at Fort Wayne
 A 22 14/11 L 1-3 N Ball State 6-16, 16-14, 11-15, 12-15

1995

Record: 18-12

Head Coach: Pete Hanson

J 6 -/- L 0-3 A Pepperdine 14-16, 3-15, 5-15
 J 7 v L 0-3 A Pepperdine 15-17, 13-15, 2-15
 Best of Five Invitational at Ohio State
 J 13 -/- W 3-0 H Tri-State 15-8, 15-3, 15-9
 J 14 -/- W 3-0 H Wisconsin-Milwaukee 15-12, 15-7, 15-6
 Fort Wayne Invitational at Ft. Wayne, Ind.
 J 20 -/- L 1-3 N Manitoba 15-17, 3-15, 17-15, 9-15
 J 21 -/- L 1-3 N George Mason 8-15, 15-11, 13-15, 2-15
 J 28 -/- W 3-1 H Ball State 15-7, 15-11, 12-15, 15-11
 Penn State Invitational
 F 3 14/- W 3-1 N Juniata 15-3, 15-3, 14-16, 15-13
 F 4 14/13 L 2-3 N George Mason 16-17, 15-6, 15-13, 11-15, 12-15
 F 4 14/6 L 0-3 A Penn State 12-15, 6-15, 10-15
 F 9 15/14 L 0-3 A Ball State 5-15, 5-15, 7-15
 F 12 15/- W 3-0 A Thomas More 15-4, 15-9, 15-7
 F 18 -/- W 3-0 A Quincy 15-6, 15-5, 15-4
 F 25 -/- W 3-1 A Indiana-Purdue 13-15, 15-7, 15-10, 15-12
 F 27 -/- W 3-1 H Lewis 13-15, 15-6, 15-8, 15-2



RESULTS BY SEASON

M 5 -/- W 3-0 H Quincy 15-5, 15-4, 15-8
 M 12 -/- W 3-0 H Graceland College 15-9, 15-12, 15-12
 M 18 -/- W 3-0 A Laverne 15-8, 15-11, 15-9
 M 21 -/6 W 3-0 A Cal State Northridge 15-11, 15-8, 16-14
 M 26 -/7 L 0-3 H Penn State 7-15, 8-15, 9-15
 M 28 -/- W 3-1 H Thomas More 15-4, 15-6, 15-17, 15-4
 M 30 -/14 L 2-3 H George Mason 15-9, 15-13, 13-15, 6-15, 13-15
 M 31 -/- L 1-3 A Lewis 11-15, 15-10, 10-15, 11-15
 A 1 -/- W 3-0 A Wisconsin-Milwaukee 15-8, 15-7, 15-13
 A 5 -/- W 3-1 H Indiana-Purdue 15-5, 15-3, 11-15, 15-13
 George Mason Invitational, Fairfax, Va.
 A 7 -/7 L 2-3 N Ball State 16-14, 13-15, 15-11, 8-15, 13-15
 A 8 -/4 L 0-3 N Penn State 9-15, 13-15, 15-17
 A 15 -/- W 3-0 H Wisconsin-Milwaukee 15-6, 15-3, 15-4
 MIVA Tournament Quarterfinal at Ball State
 A 20 -/- W 3-0 N Thomas More 15-1, 15-5, 15-9
 MIVA Tournament Semifinal at Ball State
 A 21 -/- W 3-2 N Indiana-Purdue 10-15, 12-15, 15-10, 15-13, 16-14
 MIVA Tournament Championship at Ball State (2nd)
 A 22 -/7 L 0-3 A Ball State 5-15, 16-17, 9-15

1996

Record: 23-7

Head Coach: Pete Hanson

Best of Five Invitational at Ohio State

J 12 -/- W 3-0 H Montana State 15-6, 15-4, 15-8
 J 13 -/- W 3-0 H Thomas More 15-5, 15-7, 15-3
 J 13 -/- W 3-0 H Wisconsin-Milwaukee 15-8, 15-7, 15-1
 J 20 -/- L 0-3 A Penn State 7-15, 9-15, 7-15
 J 26 -/- W 3-1 H Indiana-Purdue 10-15, 15-10, 15-7, 15-7
 F 3 13/- W 3-2 A Wisconsin-Milwaukee 8-15, 15-12, 10-15, 15-4, 17-15
 F 7 13/- W 3-0 H Thomas More 15-5, 15-2, 15-1
 F 11 13/- W 3-1 A Quincy 8-15, 16-14, 15-5, 15-11
 F 11 13/- L 1-3 A Quincy 14-16, 11-15, 15-13, 11-15
 F 23 15/- W 3-1 H Loyola 13-15, 15-8, 15-10, 15-10
 F 24 15/9 W 3-0 H Lewis 15-11, 15-7, 16-14
 F 28 14/9 W 3-1 H Ball State 15-13, 15-7, 6-15, 15-12
 Golden Dome Classic at Rutgers-Newark
 M 1 14/- W 3-0 N George Mason 15-8, 15-3, 15-9
 M 2 14/- W 3-2 A Rutgers-Newark ..9-15, 15-10, 6-15, 15-11, 16-14
 M 8 12/- W 3-1 H Rutgers-Newark 15-12, 15-5, 12-15, 15-5
 M 16 10/6 L 0-3 A Stanford 5-15, 8-15, 8-15

Played at Stanford

M 17 10/- W 3-0 N LaVerne 15-13, 15-6, 15-13
 M 18 10/- W 3-0 A UC Santa Cruz 15-8, 15-5, 15-9
 M 19 10t/7 W 3-1 A Pacific 9-15, 15-6, 15-12, 15-13
 M 25 10t/- W 3-2 H East Stroudsburg 12-15, 12-15, 15-8, 15-12, 17-15
 M 27 8/- W 3-0 A Thomas More 15-9, 15-5, 15-2
 M 28 8/12 L 0-3 A Ball State 6-15, 10-15, 9-15
 M 30 8/- W 3-0 A Indiana-Purdue 15-1, 17-15, 16-14
 A 4 9/- W 3-1 A Loyola 15-6, 15-10, 13-15, 15-8
 A 6 9/7 L 2-3 A Lewis 17-16, 15-10, 6-15, 12-15, 13-15
 A 10 11/9 L 1-3 H Penn State 12-15, 15-11, 12-15, 3-15
 A 12 11/- W 3-0 H Wisconsin-Milwaukee 15-4, 15-5, 15-11
 A 13 11/- W 3-0 H Quincy 15-6, 15-4, 15-10
 MIVA Tournament Quarterfinal at Ohio State
 A 18 12/- W 3-0 H Quincy 15-6, 15-5, 15-6
 MIVA Tournament Semifinal at Ohio State
 A 19 12/11 L 1-3 H Lewis 9-15, 15-11, 9-15, 12-15

1997

Record: 19-9

Head Coach: Pete Hanson

Best of Five Invitational at Ohio State

J 11 -/- W 3-0 H Marycrest 15-8, 15-7, 15-7
 J 11 -/- W 3-0 H Thomas More 15-5, 15-2, 15-6
 J 12 -/- W 3-0 H Eastern Mennonite 15-6, 15-6, 15-6
 J 15 -/- W 3-0 A Mercyhurst 15-4, 15-3, 15-3
 J 18 -/- W 3-1 A Rutgers-Newark 15-8, 14-16, 15-8, 15-10
 J 19 -/- L 2-3 A NJIT 15-6, 16-17, 15-8, 12-15, 13-15
 NCAA Preview Tourney at Ohio State
 J 24 -/- W 3-2 H USC 16-14, 6-15, 15-13, 11-15, 15-11
 J 25 -/- L 1-3 H Stanford 7-15, 15-7, 12-15, 5-15
 J 30 14/- W 3-0 A Thomas More 15-4, 15-5, 15-4
 F 1 14/- L 1-3 A Indiana-Purdue 11-15, 16-17, 15-11, 14-16

F 8 15/10 L 2-3 H Lewis 12-15, 12-15, 15-11, 15-11, 11-15
 F 14 -/- W 3-0 A Wisconsin-Milwaukee 15-7, 15-6, 15-8
 F 15 -/- W 3-2 A Loyola 12-15, 15-2, 15-9, 12-15, 15-11
 F 19 15/- W 3-0 H Thomas More 15-6, 15-5, 15-5
 F 23 15/- W 3-0 H Quincy 15-6, 15-8, 15-0
 F 23 15/- W 3-0 H Quincy 15-4, 15-8, 15-3
 F 25 14/6 L 1-3 A Ball State 15-9, 14-16, 2-15, 8-15
 M 1 14/- W 3-0 H Rutgers-Newark 15-2, 15-5, 16-14
 M 2 14/- W 3-0 H Mercyhurst 15-5, 15-3, 15-11
 M 5 13/14 L 2-3 H Indiana-Purdue ..4-15, 15-10, 15-12, 11-15, 8-15
 M 8 13/- W 3-0 H Tri-State 15-3, 15-2, 15-13
 M 12 14/10 L 1-3 A Lewis 3-15, 15-12, 5-15, 10-15
 M 25 15/- W 3-1 A Puerto Rico-Mayaguez 12-15, 15-10, 15-9, 15-11
 A 3 15/- W 3-0 H Loyola 15-8, 15-4, 15-6
 A 6 15/- W 3-0 H Wisconsin-Milwaukee 15-11, 15-8, 15-4
 A 9 15/7 L 0-3 H Ball State 9-15, 11-15, 13-15
 MIVA Tournament Quarterfinal at Ohio State
 A 12 15/- W 3-2 H Loyola 17-16, 15-11, 11-15, 14-16, 15-12
 MIVA Tournament Semifinal at Indiana-Purdue
 A 18 15/7 L 0-3 N Ball State 6-15, 14-16, 6-15

1998

Record: 25-2

Head Coach: Pete Hanson

J 9 -/- W 3-0 H William Woods 15-6, 15-5, 15-5
 J 10 -/- W 3-0 H Tri-State 15-5, 15-4, 15-7
 J 16 -/- W 3-0 A Pacific 15-3, 15-10, 15-12
 J 17 -/- L 1-3 A Stanford 9-15, 8-15, 15-12, 13-15
 J 24 9/7 W 3-1 H Indiana-Purdue 15-9, 15-9, 11-15, 16-14
 J 31 7/12 W 3-1 A Loyola 7-15, 15-12, 15-13, 15-5
 F 1 7/10 W 3-2 A Lewis 15-13, 15-12, 12-15, 8-15, 15-12
 F 6 7/- W 3-0 A Juniata 15-9, 15-2, 15-6
 F 7 7/9 W 3-1 A Penn State 7-15, 15-9, 15-7, 15-10
 F 13 7/- W 3-0 H Mercyhurst 15-5, 15-13, 17-15
 F 14 7/- W 3-0 H Ball State 15-8, 15-8, 15-7
 F 20 7/- W 3-0 A Clarke 15-3, 15-11, 15-12
 F 22 7/- W 3-0 A Quincy 15-9, 15-13, 15-8
 F 28 6/15 W 3-1 H Penn State 15-7, 15-4, 9-15, 15-6
 M 6 5/8 W 3-2 A Indiana-Purdue ..15-3, 13-15, 12-15, 15-5, 15-12
 M 9 5/- W 3-0 H Quincy 15-6, 15-2, 15-8
 M 11 5/- W 3-0 H Juniata 15-8, 15-9, 15-13
 M 13 5/- W 3-0 H Clarke 15-9, 15-8, 15-7
 M 21 5/- W 3-2 A San Diego State 13-15, 15-10, 15-9, 13-15, 15-11
 M 23 5/10 W 3-1 A Loyola Marymount 15-6, 15-4, 11-15, 15-11
 M 24 5/1 W 3-1 A Pepperdine 16-14, 13-15, 16-14, 15-9
 M 28 5/- W 3-1 A Mercyhurst 14-16, 15-7, 15-9, 15-6
 A 1 3/- W 3-0 A Ball State 15-10, 15-6, 15-12
 A 3 3/11 W 3-0 H Loyola 17-15, 15-6, 15-7
 A 4 3/9 W 3-2 H Lewis 15-17, 15-8, 6-15, 15-6, 15-13
 MIVA Tournament Quarterfinal at Ohio State
 A 11 2/- W 3-0 H Clarke 15-2, 15-4, 15-4
 MIVA Tournament Semifinal at Ball State
 A 17 2/10 L 1-3 N Loyola 14-16, 17-16, 13-15, 14-16

1999

Record: 21-6

Head Coach: Pete Hanson

J 12 6/12 W 3-0 A Penn State 15-8, 15-12, 15-8
 J 15 6/4 L 1-3 H Brigham Young 15-13, 13-15, 15-17, 4-15
 J 16 6/4 L 2-3 H Brigham Young.5-15, 11-15, 15-10, 16-14, 13-15
 J 21 6/16 W 3-0 H Ball State 15-12, 15-2, 15-12
 J 27 6/- W 3-0 H Mercyhurst 15-4, 15-13, 15-10
 J 29 6/9 L 2-3 A Indiana-Purdue 10-15, 15-11, 10-15, 15-13, 12-15
 F 4 8/18 W 3-2 A Ball State 15-11, 13-15, 13-15, 15-11, 15-11
 F 6 8/10 W 3-0 H Loyola 15-9, 15-13, 15-10
 Golden Dome Classic at Rutgers-Newark
 F 12 8/18 W 3-1 A Rutgers-Newark 16-14, 15-13, 10-15, 15-9
 F 13 8/14 W 3-1 N Penn State 15-11, 15-13, 12-15, 15-13
 F 18 8/- W 3-2 A Mercyhurst 13-15, 15-10, 15-11, 10-15, 15-10
 F 21 8/14 W 3-1 H Penn State 15-11, 6-15, 15-6, 15-5
 F 27 6/5 W 3-1 A Lewis 15-9, 15-13, 10-15, 15-11
 F 28 6/- W 3-0 A Quincy 15-6, 15-5, 17-15
 M 6 4/16 W 3-0 H Rutgers-Newark 15-11, 15-9, 15-13
 M 12 4/- W 3-0 H Clarke 15-2, 15-4, 15-5
 M 14 4/- W 3-0 H NJIT 15-5, 15-1, 15-9



RESULTS BY SEASON

M 21	4/-	W 3-0	A Cal State Northridge.....	15-9, 15-12, 15-13
M 22	4/2	L 0-3	A Pepperdine	16-17, 3-15, 10-15
M 26	4/-	W 3-0	A Clarke	15-1, 15-1, 15-10
M 27	4/14	W 3-0	A Loyola	15-10, 15-11, 15-13
M 31	4/-	W 3-0	H Quincy	15-0, 15-5, 15-2
A 2	4/6	W 3-0	H Indiana-Purdue	16-14, 15-12, 15-11
A 9	4/-	W 3-0	H Southampton College	15-3, 15-12, 15-4
A 10	4/7	L 2-3	H Lewis	15-7, 16-14, 14-16, 13-15, 13-15
MIVA Tournament Semifinal at Lewis				
A 23	5/14	W 3-2	N Ball State	15-17, 6-15, 15-6, 15-10, 15-12
MIVA Tournament Championship at Lewis (2nd)				
A 24	5/6	L 0-3	N Indiana-Purdue	14-16, 13-15, 13-15

2000

Record: 25-4

Head Coach Pete Hanson

Sports Corp Shootout, Ft. Wayne, Indiana

J 14	6t/-	W 3-0	N American Univ.(P.R.).....	15-0, 15-4, 15-3
J 15	6t/-	W 3-0	N Concordia College.....	15-5, 16-14, 15-11
J 20	6/-	W 3-0	A Ball State	15-7, 16-14, 15-10
J 22	6/4	W 3-2	H Indiana-Purdue	15-6, 9-15, 15-17, 15-10, 15-8
J 28	4/-	W 3-0	H Mercyhurst.....	15-5, 15-2, 15-3
J 30	4/-	W 3-0	H St. Francis	15-8, 15-13, 15-13
F 4	4/-	W 3-0	A Clarke	15-4, 15-3, 15-8
F 5	4/-	L 2-3	A Loyola	15-9, 12-15, 10-15, 15-12, 10-15

Golden Dome Invitational, Newark, New Jersey

F 18	7/10	W 3-0	N Penn State.....	15-8, 17-15, 15-10
F 19	7/-	W 3-0	A Rutgers-Newark	15-6, 15-5, 15-8
F 25	7/11	W 3-1	A Lewis	15-5, 15-13, 11-15, 15-11
F 27	7/-	W 3-0	A Quincy.....	15-12, 15-13, 15-10
M 3	7/-	W 3-0	H Clarke	15-7, 15-4, 15-9
M 4	7/8	W 3-0	A Indiana-Purdue	16-14, 17-15, 15-12
M 11	6/-	W 3-0	A Mercyhurst.....	15-12, 15-7, 15-10
M 21	5/3	L 2-3	A USC.....	15-11, 11-15, 15-7, 6-15, 15-17
M 22	5/2	L 0-3	A Pepperdine	10-15, 8-15, 13-15
M 24	5/-	W 3-2	A Brigham Young.....	15-8, 7-15, 15-8, 12-15, 15-10
M 25	5/-	W 3-0	A Brigham Young.....	15-12, 15-10, 15-12
M 31	5/-	W 3-0	H Rutgers-Newark	15-5, 15-8, 15-11
A 2	5/-	W 3-0	H Quincy.....	15-6, 15-3, 15-11
A 7	5/-	W 3-0	H Loyola	15-2, 15-5, 15-2
A 8	5/13	W 3-0	H Ball State.....	15-6, 15-13, 15-3
A 16	5/10	W 3-0	H Lewis	15-7, 15-11, 15-7

MIVA Tournament Quarterfinal at Ohio State

A 22	5/-	W 3-0	H Clarke.....	15-3, 15-9, 15-6
------	-----	-------	---------------	------------------

MIVA Tournament Semifinal at Ohio State

A 28	4/13	W 3-0	H Ball State.....	15-9, 15-11, 16-14
------	------	-------	-------------------	--------------------

MIVA Tournament Championship at Ohio State (1st)

A 29	4/9	W 3-0	H Indiana-Purdue	15-12, 15-10, 15-4
------	-----	-------	------------------------	--------------------

NCAA Championship Semifinal at Ft. Wayne, Indiana

M 4	4/2	W 3-0	N Pepperdine	17-15, 15-9, 15-10
-----	-----	-------	--------------------	--------------------

NCAA Championship Match at Ft. Wayne, Indiana

M 6	4/1	L 0-3	N UCLA	8-15, 10-15, 15-17
-----	-----	-------	--------------	--------------------

2001

Record: 21-7

Head Coach Pete Hanson

J 12	13/-	W 3-0	A St. Francis	30-15, 30-26, 30-24
J 13	13/9	L 1-3	A Penn State.....	32-30, 23-30, 22-30, 24-30
J 20	13/-	W 3-0	H Juniata.....	30-16, 30-18, 30-22
F 4	12/15	L 1-3	A Ball State.....	27-30, 26-30, 30-28, 24-30
F 9	15/-	L 2-3	A Loyola	31-29, 30-25, 23-30, 29-31, 13-15
F 10	15/-	W 3-0	A Quincy.....	30-27, 31-29, 30-16
F 16	rv/-	W 3-0	H George Mason	30-23, 30-27, 30-24
F 17	rv/-	W 3-1	H Fort Wayne.....	30-23, 30-28, 23-30, 30-27
F 23	rv/-	W 3-0	A Clarke.....	30-21, 30-24, 30-28
F 24	rv/-	L 1-3	A Lewis	30-28, 32-34, 25-30, 28-30
M 2	rv/-	W 3-0	H Clarke.....	30-25, 30-16, 30-17
M 3	rv/9	W 3-2	H Penn State.....	24-30, 30-28, 22-30, 30-27, 15-11
M 7	14/-	W 3-0	H Mercyhurst.....	30-14, 30-20, 30-20
M 11	14/-	W 3-0	H NJIT.....	30-19, 30-22, 30-27
M 16	14t/12	W 3-2	A Pacific.....	33-31, 25-30, 24-30, 30-16, 15-13
M 17	14t/12	L 2-3	A Pacific.....	30-20, 25-30, 30-27, 25-30, 8-15
M 23	14/-	W 3-0	H Quincy.....	30-24, 30-20, 30-27
M 24	14/-	W 3-1	A Fort Wayne.....	26-30, 30-23, 30-17, 30-27
M 30	14/11	L 0-3	H Lewis	31-33, 30-32, 26-30

M 31	14/-	W 3-0	H Ball State.....	30-25, 31-29, 30-22
A 6	14/-	W 3-0	A Findlay.....	30-26, 30-16, 30-23
A 7	14/-	W 3-0	A Mercyhurst.....	30-14, 30-23, 30-23
A 14	13/-	W 3-0	H Loyola	30-17, 30-24, 32-30
A 15	13/-	W 3-0	H Findlay.....	30-16, 30-18, 30-22
A 21	12/-	W 3-0	H Mercyhurst.....	30-23, 30-16, 30-17
MIVA Tournament Semifinal at Quincy				
A 27	11/15	W 3-1	N Ball State.....	30-22, 22-30, 30-19, 30-24
MIVA Tournament Championship at Quincy (1st)				
A 28	11/15	W 3-0	N Loyola	30-24, 30-20, 30-27
NCAA Championship Semifinal at Long Beach State				
M 3	8/1	L 1-3	N UCLA	21-30, 20-30, 30-22, 24-30

2002

Record: 19-11

Head Coach Pete Hanson

J 11	14/1	L 1-3	H Penn State.....	28-30, 29-31, 30-25, 26-30
J 12	14/-	W 3-0	H St. Francis	30-18, 30-19, 30-20
J 17	14/-	W 3-1	H Rutgers-Newark	30-26, 32-34, 30-22, 31-29
J 25	13/-	W 3-0	A Juniata.....	30-15, 30-28, 30-25
J 26	13/-	W 3-0	A George Mason	30-22, 40-38, 30-20
F 1	12/5	L 0-3	A Brigham Young.....	32-34, 23-30, 25-30
F 2	12/5	L 1-3	A Brigham Young.....	25-30, 25-30, 30-28, 26-30
F 8	12/-	W 3-0	H Findlay.....	30-16, 30-22, 30-24
F 9	12/-	W 3-0	A Fort Wayne.....	30-22, 30-18, 30-28
F 15	12/11	L 2-3	A Loyola	30-22, 30-22, 25-30, 28-30, 11-15
F 16	12/-	W 3-0	A Clarke.....	30-8, 30-24, 30-14
F 23	13/8	L 2-3	H Ball State.....	26-30, 30-28, 30-26, 24-30, 13-15
M 1	14/5	L 1-3	A Penn State.....	21-30, 30-24, 44-46, 24-30
M 3	14/-	L 2-3	A Rutgers-Newark.....	30-26, 29-31, 30-24, 29-31, 19-21
M 8	15/11	W 3-1	H Loyola	30-24, 20-30, 30-25, 30-28
M 10	15/-	W 3-0	H NJIT.....	30-17, 30-13, 30-21
M 15	13/12	L 2-3	A Lewis	25-30, 30-25, 30-25, 27-30, 13-15
M 16	13/-	W 3-0	A Quincy.....	30-22, 30-19, 30-25
M 20	13/-	W 3-0	A Mercyhurst.....	30-27, 30-23, 30-22

Played at Hilliard Davidson High School, Hilliard, Ohio

M 22	13/11	W 3-1	N Pacific.....	30-24, 30-25, 27-30, 30-26
M 24	13/11	W 3-1	H Pacific.....	30-23, 28-30, 30-22, 30-18
M 27	11/-	W 3-0	H Clarke.....	30-15, 30-17, 30-15
M 30	11/8	L 0-3	A Ball State.....	15-30, 23-30, 27-30
A 5	12/-	W 3-1	H Quincy.....	30-23, 26-30, 30-21, 30-24
A 6	12/11	L 1-3	H Lewis	30-32, 30-26, 23-30, 27-30
A 10	12t/-	W 3-0	A Findlay.....	30-17, 30-23, 30-19
A 12	13/-	W 3-0	H Fort Wayne.....	30-18, 30-21, 30-24
A 13	13/-	W 3-0	H Mercyhurst.....	30-25, 30-21, 30-21

MIVA Tournament Quarterfinal at Ohio State

A 20	12/-	W 3-0	H Fort Wayne.....	30-25, 30-19, 30-28
------	------	-------	-------------------	---------------------

MIVA Tournament Semifinal at Ball State

A 26	12/9	L 2-3	N Loyola	24-30, 25-30, 30-25, 30-22, 14-16
------	------	-------	----------------	-----------------------------------

2003

Record: 16-12

Head Coach Pete Hanson

J 13	13/-	W 3-0	H Concordia.....	30-25, 30-28, 30-27
J 15	13/-	W 3-2	H George Mason.....	28-30, 30-26, 30-25, 29-31, 15-11
J 18	13/-	L 1-3	A UC San Diego.....	30-26, 27-30, 26-30, 20-30
J 19	13/-	L 0-3	A UC San Diego.....	28-30, 23-30, 15-30
J 24	-/-	W 3-1	H St. Francis	30-19, 30-25, 28-30, 30-16
F 1	-/-	W 3-0	H Springfield	30-20, 30-21, 30-23
F 2	-/-	L 2-3	H Springfield	30-27, 30-20, 28-30, 29-31, 11-15
F 7	-/-	W 3-0	H Clarke.....	30-16, 30-16, 30-23
F 8	-/-	W 3-0	A Findlay.....	30-22, 30-26, 30-19
F 12	-/-	W 3-1	A Mercyhurst.....	30-25, 30-26, 23-30, 32-30
F 16	-/9t	L 1-3	H Penn State.....	30-28, 24-30, 27-30, 25-30
F 21	-/12	W 3-2	A Ball State.....	26-30, 33-31, 30-28, 26-30, 15-11
F 25	-/15	W 3-1	H Fort Wayne.....	25-30, 30-25, 34-32, 30-26
F 28	-/12	L 0-3	A Loyola	27-30, 24-30, 25-30
M 1	-/-	W 3-0	A Clarke.....	30-18, 30-19, 30-12
M 8	14/-	W 3-1	A Fort Wayne.....	30-27, 25-30, 30-27, 30-20
M 12	14/-	W 3-0	H Findlay.....	32-30, 30-22, 30-22
M 14	14/12	L 2-3	H Loyola	30-25, 22-30, 30-23, 26-30, 13-15
M 21	14/5	L 0-3	A Lewis	28-30, 29-31, 27-30
M 22	14/-	W 3-0	A Quincy.....	30-27, 30-26, 30-17
Played at Lake High School				
M 26	14/-	W 3-0	N Findlay.....	30-24, 30-22, 30-18



RESULTS BY SEASON

M 28 14/9	L 0-3	A Penn State	23-30, 15-30, 26-30
M 29 14/-	L 0-3	A George Mason	26-30, 23-30, 28-30
A 1 14/-	W 3-0	H Mercyhurst	30-14, 30-16, 30-24
A 4 14/4	L 0-3	H Lewis	26-30, 24-30, 25-30
A 5 14/-	W 3-1	H Quincy	30-25, 30-24, 26-30, 30-25
A 12 14/13	L 0-3	H Ball State	28-30, 22-30, 32-34
MIVA Tournament Quarterfinal at Ohio State			
A 19 14/15	L 2-3	H Fort Wayne	28-30, 30-22, 30-27, 28-30, 11-15

2004

Record: 21-9

Head Coach Pete Hanson

J 11 -/-	W 3-0	A St. Francis	30-18, 30-24, 30-23
J 16 12/-	W 3-2	H Juniata	23-30, 30-21, 33-35, 30-27, 15-11
J 18 12/-	W 3-0	H Rutgers-Newark	32-30, 32-30, 30-27
J 23 12/8	L 0-3	H Brigham Young	27-30, 27-30, 26-30
J 24 12/8	L 1-3	H Brigham Young	23-30, 23-30, 30-28, 25-30
J 30 12/-	W 3-0	H D'youville	30-28, 30-13, 30-21
F 1 12/14	L 2-3	A Lewis	25-30, 30-23, 26-30, 30-28, 12-15
F 6 15/14	L 1-3	A Fort Wayne	33-35, 20-30, 32-30, 25-30
F 7 -/-	W 3-0	H Clarke	30-17, 30-17, 30-25
F 10 -/-	W 3-0	H Mercyhurst	30-20, 30-24, 30-25
F 14 -/-	W 3-2	H Loyola	28-30, 33-31, 30-18, 29-31, 15-12
Volleyball Hall of Fame Classic, Springfield, Mass.			
F 20 -/8	L 1-3	N UC Irvine	28-30, 30-27, 20-30, 24-30
F 21 -/-	W 3-1	A Springfield	30-27, 23-30, 30-18, 30-18
F 27 -/8	L 1-3	A Ball State	27-30, 23-30, 30-26, 29-31
F 28 -/-	W 3-0	H Findlay	35-33, 31-29, 34-32
M 3 15/10	W 3-0	H Penn State	30-25, 30-23, 30-28
M 6 15/-	W 3-0	A Quincy	32-30, 30-26, 30-25
M 12 13/-	W 3-0	H St. Francis	30-22, 30-20, 30-28
M 19 13/-	W 3-1	A Loyola	30-27, 25-30, 30-27, 30-28
M 20 13/-	W 3-0	A Clarke	30-24, 30-18, 35-33
Played at Tri-Village High School, New Madison, Ohio			
M 26 13/-	L 0-3	N Findlay	26-30, 27-30, 25-30
M 30 13/9	L 0-3	A Penn State	22-30, 22-30, 23-30
A 2 13/-	W 3-0	A Mercyhurst	30-24, 30-26, 30-28
A 4 13/-	W 3-0	A Findlay	30-20, 30-26, 30-25
A 9 13/11	W 3-0	H Lewis	30-28, 34-32, 30-21
A 10 14/13	W 3-2	H Fort Wayne	23-30, 32-30, 30-24, 27-30, 15-7
A 16 11/12	W 3-1	H Ball State	30-27, 30-27, 24-30, 30-24
A 17 11/-	W 3-0	H Quincy	30-26, 30-24, 30-20
MIVA Tournament Quarterfinal at Ohio State			
A 24 10/-	W 3-0	H Quincy	30-27, 30-23, 30-19
MIVA Tournament Semifinal at Ohio State			
A 30 9/13	L 1-3	H Lewis	30-26, 30-32, 22-30, 28-30

2005

Record: 24-8

Head Coach Pete Hanson

J 9 -/-	W 3-1	H St. Francis	24-30, 30-21, 30-28, 30-21
J 14 10/-	W 3-0	H Juniata	30-24, 30-21, 30-22
J 16 10/-	W 3-0	H Springfield	30-19, 30-22, 30-20
J 17 10/-	W 3-0	H Springfield	30-27, 30-21, 30-16
J 21 11/-	W 3-1	H Rutgers-Newark	24-30, 30-19, 30-25, 30-25
Played in Elder High School, Cincinnati, Ohio			
J 23 11/-	L 0-3	N Findlay	27-30, 19-30, 26-30
J 28 12/-	W 3-0	A St. Francis	30-23, 30-24, 30-27
J 29 12/6	L 1-3	A Penn State	20-30, 30-22, 21-30, 29-31
F 4 12/-	W 3-0	A Juniata	30-20, 30-27, 30-26
F 5 12/-	W 3-0	A Mercyhurst	30-24, 30-20, 30-20
F 11 12/-	W 3-0	H Ball State	30-19, 30-21, 30-22
F 13 12/-	W 3-1	H Quincy	26-30, 30-16, 30-26, 30-25
Golden Dome Classic, Newark, N.J.			
F 18 12/-	L 0-3	A Rutgers-Newark	23-30, 23-30, 29-31
F 19 12/5	L 0-3	N Penn State	24-30, 20-30, 21-30
F 26 14/12	L 1-3	A Loyola	30-27, 20-30, 15-30, 26-30
F 27 14/-	W 3-0	A Clarke	30-26, 30-18, 30-25
M 2 14/-	W 3-0	H Clarke	30-11, 30-21, 30-20
M 4 14/-	W 3-0	H Fort Wayne	30-21, 33-31, 30-21
M 13 13/-	W 3-0	H Mercyhurst	30-16, 30-26, 30-24
M 19 12/14	L 0-3	A Lewis	26-30, 19-30, 27-30
M 20 12/-	W 3-0	A Quincy	31-29, 30-28, 30-23
M 25 13t/-	W 3-0	A Findlay	30-17, 30-23, 30-22
A 1 12/-	W 3-2	A Ball State	30-21, 29-31, 26-30, 30-21, 15-10

A 3 12/3	L 1-3	H Penn State	32-30, 25-30, 20-30, 21-30
A 8 11/14	W 3-0	H Lewis	30-23, 34-32, 30-26
A 9 11/8	W 3-1	H Loyola	30-25, 30-26, 24-30, 30-27
A 15 11/-	W 3-0	H Findlay	30-25, 30-22, 30-16
A 16 11/-	W 3-2	A Fort Wayne	28-30, 29-31, 31-29, 30-18, 15-11
MIVA Tournament Quarterfinal at Ohio State			
A 23 11/-	W 3-1	H Quincy	30-19, 26-30, 30-23, 30-27
MIVA Tournament Semifinal at Loyola			
A 29 10/15	W 3-2	N Ball State	30-25, 26-30, 30-22, 19-30, 15-10
MIVA Tournament Championship at Loyola			
A 30 10/-	W 3-1	N Fort Wayne	30-23, 30-18, 27-30, 30-24
NCAA Championship Semifinal at UCLA			
M 5 9/1	L 0-3	N Pepperdine	16-30, 29-31, 26-30

2006

Record: 20-12

Head Coach Pete Hanson

J 6 -/-	W 3-0	H St. Francis	30-25, 30-21, 31-29
J 8 -/-	W 3-0	H D'Youville	30-14, 30-21, 30-14
J 11 10/-	W 3-0	H Rutgers-Newark	30-22, 30-26, 30-26
J 13 10/-	W 3-1	H UC San Diego	30-25, 30-22, 31-33, 31-17
J 15 10/-	W 3-1	H UC San Diego	30-23, 27-30, 30-25, 30-23
Outrigger Invitational at Honolulu, Hawaii			
J 18 9/5	W 3-0	N UCLA	30-27, 32-30, 30-28
J 19 9/7	L 0-3	A Hawaii	19-30, 22-30, 21-30
J 20 9/11	W 3-2	N Penn State	22-30, 30-24, 30-27, 31-33, 17-15
F 2 8/15	W 3-1	H George Mason	30-28, 30-28, 26-30, 30-28
F 3 8/-	W 3-0	A Mercyhurst	30-26, 30-22, 30-18
Volleyball Hall of Fame/Morgan Classic at Springfield, Mass.			
F 10 8/11	L 1-3	N Penn State	19-30, 30-25, 25-30, 27-30
F 11 8/-	W 3-1	A Springfield	40-42, 30-21, 30-27, 30-25
F 18 10/13	L 0-3	A Loyola	23-30, 22-30, 23-30
F 19 10/-	W 3-0	A Clarke	30-24, 30-28, 30-16
F 24 12/15	L 2-3	H Fort Wayne	30-23, 30-28, 25-30, 21-30, 13-15
F 25 12/10	W 3-0	A Ball State	31-29, 30-22, 30-28
M 3 11/-	W 3-2	H Juniata	27-30, 26-30, 30-23, 30-28, 15-7
M 5 11/-	W 3-0	H Carthage	30-19, 32-30, 30-17
M 10 11/-	W 3-0	H Mercyhurst	30-28, 33-31, 30-21
Active Ankle Classic at Long Beach, Calif.			
M 17 11/2	L 1-3	N Brigham Young	30-27, 24-30, 21-30, 30-32
M 18 11/5	L 0-3	A Long Beach State	16-30, 26-30, 27-30
M 22 11/9	L 1-3	A Penn State	30-25, 25-30, 20-30, 24-30
M 25 11/-	W 3-0	H Lewis	30-24, 30-25, 30-17
M 31 13/10	L 0-3	H Loyola	25-30, 22-30, 31-33
A 1 13/12	L 0-3	A Fort Wayne	26-30, 28-30, 24-30
A 4 13/11	L 2-3	H Penn State	24-30, 21-30, 30-28, 36-34, 12-15
A 7 14/-	L 0-3	H Ball State	21-30, 29-31, 22-30
A 8 14/-	W 3-0	H Quincy	30-19, 30-27, 30-27
A 14 15/-	W 3-0	A Lewis	30-24, 30-25, 30-19
A 15 15/-	W 3-0	A Quincy	30-23, 34-32, 30-28
MIVA Tournament Quarterfinal at Ohio State			
A 22 15/-	W 3-1	H Quincy	27-30, 30-22, 30-28, 30-22
MIVA Tournament Semifinal at Loyola			
A 27 15/8	L 0-3	A Loyola	24-30, 23-30, 23-30

2007

Record: 23-4

Head Coach Pete Hanson

J 5 11/-	W 3-0	H MSOE	30-12, 30-20, 30-18
J 10 11/-	W 3-0	H Clarke	30-16, 30-21, 30-15
J 15 12/-	W 3-0	H Springfield	30-17, 30-18, 30-17
J 16 12/-	W 3-0	H Springfield	30-18, 30-21, 30-24
J 19 12/-	W 3-0	H St. Francis	30-24, 30-19, 30-21
J 26 11/-	W 3-0	H Rutgers-Newark	30-26, 30-28, 30-18
J 27 11/-	W 3-1	H Carthage	30-24, 26-30, 32-30, 31-21
F 1 11/7	L 1-3	A Penn State	32-30, 29-31, 27-30, 26-30
F 2 11/15	W 3-1	A St. Francis	30-26, 30-27, 24-30, 30-20
F 9 10/5	W 3-1	A Fort Wayne	24-30, 30-25, 30-22, 30-26
F 10 10/-	W 3-0	A Mercyhurst	30-16, 30-18, 30-18
F 17 8/-	W 3-0	H George Mason	30-26, 30-26, 30-25
F 23 8/-	W 3-0	H Lewis	30-28, 30-25, 30-27
F 24 8/6	W 3-1	H Fort Wayne	27-30, 30-23, 30-27, 30-22
M 2 7/-	W 3-0	A Rutgers-Newark	30-27, 30-25, 30-27
M 4 7/-	W 3-1	A George Mason	31-33, 30-27, 30-23, 30-26
M 9 7/15	W 3-1	H Ball State	30-21, 28-30, 30-26, 30-23



RESULTS BY SEASON

M 23	7/14	W 3-0	H Loyola	30-17, 30-21, 31-29
M 30	7/-	W 3-2	A Lewis	31-29, 28-30, 30-26, 24-30, 15-12
M 31	7/14	L 1-3	A Loyola	27-30, 30-25, 26-30, 15-30
A 4	8/6	W 3-2	H Penn State	20-30, 30-27, 19-30, 30-20, 15-13
A 6	8/-	W 3-0	H Quincy	30-23, 30-17, 30-20
A 7	8/-	W 3-0	H Quincy	30-20, 30-22, 30-18
A 13	6/15	L 1-3	A Ball State	32-30, 29-31, 18-30, 27-30
A 14	6/-	W 3-0	H Mercyhurst	30-25, 30-23, 30-28
MIVA Tournament Semifinal at Ohio State				
A 26	6/13	W 3-1	H Ball State	30-26, 30-25, 26-30, 31-29
MIVA Tournament Championship at Ohio State				
A 28	6/10	L 0-3	H Fort Wayne	22-30, 27-30, 26-30

2008

Record: 20-8

Head Coach Pete Hanson

J 11	10/9	W 3-2	H Fort Wayne	25-30, 30-28, 25-30, 30-21, 15-6
J 19	9/3	L 0-3	H Penn State	22-30, 35-37, 24-30
J 20	9/-	W 3-0	H St. Francis	30-19, 30-25, 30-16
J 25	8/-	W 3-0	A Quincy	30-23, 30-14, 30-19
J 26	8/-	W 3-0	A Quincy	30-19, 30-28, 30-17
F 1	8/-	W 3-0	H Lewis	32-30, 30-25, 30-27
F 2	8/14	W 3-2	H Loyola	30-26, 27-30, 30-16, 28-30, 15-13
F 8	7/-	W 3-0	A Rutgers-Newark	30-24, 30-27, 30-20
F 9	7/14	L 2-3	A George Mason	27-30, 30-25, 31-33, 30-27, 13-15
F 15	8/rv	L 1-3	A Ball State	30-26, 28-30, 30-32, 29-31
F 17	8/-	W 3-0	H Juniata	30-22, 30-28, 30-19
F 22	10/3	L 1-3	H Long Beach State	27-30, 22-30, 30-28, 27-30
F 23	10/3	L 0-3	H Long Beach State	27-30, 27-30, 23-30
F 29	10/6	L 0-3	A UC Irvine	23-30, 25-30, 13-30
M 1	10/6	W 3-2	A UC Irvine	30-25, 23-30, 18-30, 30-24, 15-13
M 6	11/-	W 3-1	A Mercyhurst	28-30, 30-24, 30-23, 30-20
M 19	10/15	W 3-0	A Lewis	30-27, 30-23, 30-22
M 21	10/-	W 3-1	A Loyola	28-30, 30-28, 30-28, 30-26
M 28	10/1	L 1-3	A Penn State	23-30, 30-27, 20-30, 19-30
M 29	10/-	W 3-1	A St. Francis	31-29, 29-31, 30-28, 32-30
A 4	10/12	W 3-0	H George Mason	30-21, 30-21, 30-27
A 5	10/-	W 3-0	H Rutgers-Newark	30-27, 30-20, 30-28
A 8	9/rv	W 3-2	A Fort Wayne	27-30, 30-26, 30-26, 22-30, 15-13
A 10	9/8	W 3-1	H Ball State	28-30, 30-27, 30-23, 30-23
A 12	9/-	W 3-0	H Mercyhurst	30-18, 30-24, 30-24
MIVA Tournament Semifinal at Ohio State				
A 24	9/-	W 3-0	H Loyola	30-22, 30-26, 30-27
MIVA Tournament Championship at Ohio State				
A 26	9/10	W 3-0	H Ball State	30-19, 30-24, 30-21
NCAA Championship Semifinal at UC Irvine				
F 1	7/1	L 1-3	N Penn State	21-30, 30-26, 22-30, 17-30

2009

Record: 16-11

Head Coach Pete Hanson

Outrigger Hotels Invitational, Honolulu, Hawaii

J 8	10t/13	L 0-3	A Hawaii	27-30, 24-30, 29-31
J 9	10t/1	L 0-3	N Penn State	27-30, 24-30, 19-30
J 10	10t/7	L 1-3	N USC	18-30, 28-30, 30-25, 29-31
J 16	14/4	L 0-3	H Stanford	28-30, 26-30, 34-36
J 18	14/-	W 3-0	H Juniata (Div. III #4)	30-23, 30-24, 30-25
J 25	14/-	W 3-2	A St. Francis	30-20, 33-31, 28-30, 26-30, 15-12
J 31	13/-	W 3-0	A Fort Wayne	30-22, 30-22, 30-21
F 5	12/-	W 3-0	H Rutgers-Newark	30-23, 30-24, 30-27
F 6	12/-	L 2-3	H George Mason	30-18, 27-30, 24-30, 30-25, 17-19
F 14	14/1	L 0-3	A Penn State	20-30, 27-30, 21-30
F 19	15/-	W 3-0	H Quincy	30-22, 30-20, 30-18
F 20	15/-	W 3-0	H Quincy	30-21, 30-18, 30-24
F 27	15/14	W 3-0	H Loyola	30-21, 30-27, 30-19
F 28	15/10	L 1-3	H Lewis	22-30, 25-30, 31-29, 29-31
M 4	13/-	L 2-3	A Juniata (Div. III #2)	30-28, 23-30, 28-30, 30-27, 12-15
M 11	15/14	W 3-2	H Ball State	30-25, 20-30, 30-21, 26-30, 15-12
M 20	14/-	L 1-3	A George Mason	27-30, 24-30, 31-29, 27-30
M 21	14/-	W 3-0	A Rutgers-Newark	30-15, 30-19, 30-20
M 27	-/14	W 3-2	A Ball State	27-30, 21-30, 30-26, 30-27, 15-10
A 3	14/15	W 3-0	A Loyola	30-21, 30-25, 31-29
A 4	14/11	W 3-1	A Lewis	30-24, 19-30, 30-26, 30-23
A 10	11/-	W 3-0	H Fort Wayne	30-20, 30-19, 30-25
A 17	11/-	W 3-1	H St. Francis	30-16, 23-30, 30-28, 32-30

A 18	11/7	L 0-3	H Penn State	21-30, 21-30, 27-30
MIVA Tournament Semifinal at Ohio State				
A 30	10/13	W 3-0	H Loyola	30-22, 30-19, 30-25
MIVA Tournament Championship at Ohio State				
M 2	10/-	W 3-0	H Ball State	30-25, 32-30, 30-19
NCAA Championship Semifinal at Brigham Young				
M 7	10/1	L 0-3	N UC Irvine	25-30, 25-30, 26-30

2010

Record: 22-8

Head Coach Pete Hanson

Outrigger Hotels Tournament, Honolulu, Hawaii

J 7	10/12	L 0-3	A Hawaii	20-30, 20-30, 26-30
J 8	10/1	L 1-3	N USC	30-20, 26-30, 25-30, 14-30
J 9	10/5	L 1-3	N Penn State	16-30, 27-30, 30-24, 25-30
J 15	11t/-	W 3-0	H Fort Wayne	30-16, 34-32, 30-24
J 17	11t/-	L 1-3	A St. Francis	22-30, 25-30, 30-22, 25-30
J 18	13/-	W 3-0	A Juniata (Div. III #1)	30-26, 30-21, 30-28
J 22	13/-	W 3-0	H Grand Canyon	30-23, 30-16, 30-22
J 23	13/-	W 3-0	H Grand Canyon	30-24, 30-22, 30-25
J 28	13/-	W 3-0	H George Mason	30-24, 33-31, 31-29
J 31	13/-	W 3-0	H Juniata (Div. III #1)	30-18, 30-25, 30-26
F 5	14/rv	W 3-0	A *Ball State	30-28, 34-32, 30-23
F 12	13t/15	W 3-1	A *Lewis	30-20, 30-24, 24-30, 30-28
F 13	13t/12	L 2-3	A *Loyola	25-30, 34-36, 30-26, 30-27, 14-16
F 19	13/-	W 3-0	H Carthage (Div. III #5)	30-23, 30-23, 30-19
Volleyball Hall of Fame/Morgan Classic, Springfield, Mass.				
F 26	13/-	W 3-0	N George Mason	30-12, 30-16, 30-25
F 27	13/-	L 0-3	N UC Santa Barbara	32-34, 30-32, 17-30
M 3	13/9	L 0-3	H Penn State	26-30, 27-30, 18-30
M 6	13/-	W 3-2	A Fort Wayne	30-26, 30-21, 29-31, 24-30, 15-12
M 7	13/-	W 3-0	H Mt. Olive	30-21, 30-22, 30-18
M 21	14/6	W 3-1	A Penn State	30-25, 20-30, 30-27, 30-23
M 22	14/-	W 3-1	A George Mason	30-27, 26-30, 30-26, 30-26
A 2	13/-	W 3-0	A Quincy	30-17, 30-18, 30-26
A 3	13/-	W 3-0	A Quincy	30-21, 30-18, 30-27
A 9	13/11t	W 3-0	H Loyola	30-26, 32-30, 30-24
A 10	13/rv	W 3-0	H Lewis	32-30, 30-25, 30-21
A 16	11/15	W 3-0	H Ball State	30-26, 30-26, 30-19
A 17	11/-	W 3-1	H St. Francis	30-21, 28-30, 30-23, 30-24
MIVA Tournament Semifinal at Ohio State				
A 28	10/13t	W 3-1	H Ball State	30-24, 27-30, 30-28, 30-27
MIVA Tournament Championship at Ohio State				
M 1	10/15	W 3-2	H Loyola	30-28, 25-30, 26-30, 30-20, 15-11
NCAA Championship Semifinal at Stanford				
M 6	10/1	L 0-3	A Stanford	25-30, 26-30, 17-30

2011 - NCAA CHAMPIONS

Record: 26-6

Head Coach Pete Hanson

J 9	7/3	L 1-3	A Pepperdine	20-25, 23-25, 25-20, 21-25
J 10	8t/3	L 2-3	A Pepperdine	16-25, 25-19, 20-25, 28-26, 14-16
J 15	8t/-	W 3-0	H St. Francis	25-16, 25-18, 25-19
J 18	10/-	W 3-1	H George Mason	29-27, 25-21, 20-25, 25-17
J 21	10/-	W 3-0	A Fort Wayne	25-15, 25-20, 25-16
J 29	9t/-	W 3-1	A Juniata (Div. III #2)	25-22, 19-25, 25-23, 25-18
Played at Penn State				
F 4	9/13	W 3-0	N Cal State Northridge	25-14, 25-19, 25-16
Played at Penn State				
F 5	9/7	W 3-2	N UC Irvine	25-22, 23-25, 25-21, 20-25, 15-8
F 9	6/9t	W 3-0	H Penn State	25-17, 25-21, 25-20
F 10	6/-	W 3-0	H Quincy	25-16, 25-17, 25-19
F 11	6/-	W 3-0	H Quincy	25-22, 25-15, 25-21
F 18	6/rv	W 3-0	A Ball State	25-16, 25-21, 28-26
F 25	5/-	W 3-0	H Fort Wayne	25-13, 25-21, 25-23
F 27	5/-	W 3-0	H Juniata (Div. III #5)	25-12, 25-20, 25-15
M 4	5/14	W 3-0	H Lewis	25-22, 25-20, 25-17
M 5	5/12	W 3-1	H Loyola	25-18, 25-17, 21-25, 25-21
M 11	4/rv	W 3-1	H Ball State	25-21, 25-18, 15-25, 25-22
M 20	4/-	W 3-0	A Grand Canyon	25-17, 25-22, 25-16
M 21	4/-	W 3-0	A Grand Canyon	25-16, 25-20, 25-16
M 24	3t/14	L 1-3	A UC San Diego	25-21, 22-25, 22-25, 26-28
M 26	3t/5	L 0-3	A UC Irvine	20-25, 22-25, 18-25
A 1	7/11	W 3-1	A Loyola	25-20, 25-27, 25-22, 25-20
A 3	7/15	L 1-3	A Lewis	27-25, 23-25, 19-25, 21-25



RESULTS BY SEASON

A 8 9/-	W 3-2	H Princeton	25-17, 25-18, 22-25, 22-25, 15-9
A 9 9/-	W 3-0	H Princeton	25-18, 25-10, 25-12
A 10 9/10	L 1-3	A Penn State	21-25, 25-18, 19-25, 9-25
A 16 9t/-	W 3-0	A George Mason	25-23, 31-29, 25-16
A 17 9t/-	W 3-0	A St. Francis	25-19, 25-13, 25-23
MIVA Tournament Semifinal at Ohio State			
A 27 9/13	W 3-1	H Lewis	20-25, 25-19, 25-16, 25-18
MIVA Tournament Championship at Ohio State			
A 30 9/12	W 3-1	H Loyola	22-25, 25-20, 25-16, 25-17
NCAA Championship Semifinal at Penn State			
M 5 8/10	W 3-1	A Penn State	25-18, 24-26, 25-22, 25-23
NCAA Championship Match at Penn State			
M 7 8/3	W 3-2	N UC Santa Barbara	20-25, 25-20, 25-19, 22-25, 15-9

2012

Record: 21-9

Head Coach Pete Hanson

UC Santa Barbara Invitational, Santa Barbara, Calif.

J 6 8/14	W 3-2	A UC Santa Barbara	19-25, 18-25, 25-19, 28-26, 15-9
J 6 8/3	L 0-3	N UCLA	16-25, 19-25, 16-25
J 7 8/6	L 2-3	N Long Beach State	23-25, 22-25, 26-24, 25-23, 15-10
J 13 8/-	W 3-0	H Lees-McRae	25-19, 25-21, 25-18
J 14 8/7	L 0-3	H Penn State	22-25, 23-25, 17-25
J 17 10/-	W 3-0	H Sacred Heart	25-18, 25-19, 25-12
J 19 10/-	W 3-2	H George Mason	21-25, 25-21, 25-22, 23-25, 15-11
J 22 10/-	W 3-1	H Saint Francis	25-20, 22-25, 25-18, 29-27

Ken and Dave Dunlap Invitational - Columbus, Ohio

J 27 10/12	W 3-1	H Pacific	19-25, 25-20, 25-18, 25-21
J 28 10/4	L 2-3	H Stanford	22-25, 25-23, 26-24, 22-25, 12-15

Penn State Invitational, University Park, Pa.

F 3 9/-	W 3-1	N Cal-Baptist	23-25, 27-25, 25-20, 25-21
F 4 9/-	W 3-0	N Mount Olive	25-16, 25-17, 26-24
F 9 9/-	W 3-1	A Fort Wayne	27-29, 25-11, 25-21, 25-20
F 15 8/-	W 3-0	H Ball State	25-15, 25-22, 25-17
F 19 8/-	W 3-1	H Carthage	18-25, 25-21, 25-18, 25-16
F 23 8/7	L 1-3	A Lewis	25-15, 21-25, 18-25, 18-25
F 25 8/14	W 3-0	A Loyola	25-18, 25-9, 25-19
M 2 9/-	W 3-0	A Saint Francis	23-25, 25-21, 21-25, 25-14, 15-11
M 3 9/6	L 2-3	A Penn State	17-25, 19-25, 29-27, 25-22, 13-15
M 18 10/-	L 2-3	A Ball State	25-21, 23-25, 25-23, 23-25, 12-15
M 23 9/-	L 1-3	A Quincy	21-25, 25-14, 23-25, 21-25
M 24 9/-	W 3-0	A Quincy	25-23, 25-21, 25-22
M 30 10/-	W 3-0	H Loyola	25-22, 25-20, 25-23
M 31 10/6	W 3-0	H Lewis	25-19, 25-18, 25-22
A 5 8/-	W 3-2	H Grand Canyon	22-25, 25-14, 26-24, 23-25, 15-7
A 6 8/-	W 3-1	H Grand Canyon	25-16, 22-25, 25-19, 25-18
A 13 8/-	W 3-1	H Fort Wayne	25-23, 25-20, 23-25, 25-23
A 15 8/-	W 3-0	A George Mason	25-23, 25-18, 25-15

MIVA Tournament Semifinal at Ohio State

A 25 10/-	W 3-0	H Ball State	25-14, 25-18, 25-15
-----------	-------	--------------	---------------------

MIVA Tournament Championship at Ohio State

A 28 10/7	L 2-3	H Lewis	25-20, 17-25, 25-22, 25-27, 10-15
-----------	-------	---------	-----------------------------------

2013

Record: 19-8

Head Coach Pete Hanson

Outrigger Hotels Invitational, Honolulu, Hawai'i

J 10 10/-	W 3-2	A Hawai'i	22-25, 25-23, 20-25, 25-17, 15-12
J 11 10/5	L 2-3	N UCLA	25-17, 22-25, 25-18, 18-25, 13-15
J 12 10/7	L 0-3	N Penn State	24-26, 17-25, 22-25
J 20 11/-	W 3-1	A Saint Francis	25-18, 25-23, 22-25, 25-21
J 26 11/-	W 3-0	A Lindenwood	25-14, 25-22, 25-22
J 27 11/-	W 3-0	A Lindenwood	25-21, 25-23, 25-20
F 1 10/-	W 3-0	H NJIT	25-20, 25-23, 25-17
F 2 10/-	W 3-1	H George Mason	23-25, 25-17, 25-19, 25-23
F 9 9/7	W 3-0	A Penn State	25-22, 25-20, 26-24
F 15 T6/-	W 3-1	H Fort Wayne	29-31, 25-23, 25-18, 25-23
F 17 T6/-	W 3-1	H Ball State	28-26, 22-25, 25-19, 25-23
F 22 6/-	W 3-0	H Juniata	25-12, 25-22, 25-19
M 1 7/rv	W 3-2	H Loyola	25-16, 25-20, 23-25, 20-25, 15-13
M 2 7/10	L 0-3	H Lewis	13-25, 20-25, 23-25
M 8 9/-	W 3-0	A Grand Canyon	25-23, 25-17, 26-24
M 9 9/-	W 3-0	A Grand Canyon	25-21, 25-14, 25-15
M 16 9/13	W 3-0	H Penn State	25-20, 25-17, 25-20

M 22 8/rv	L 0-3	A Ball State	15-25, 21-25, 21-25
M 23 8/rv	L 2-3	A Fort Wayne	26-28, 25-17, 25-20, 22-25, 9-15
M 29 11/-	W 3-0	H Mount Olive	25-15, 25-23, 25-17
M 30 11/-	W 3-1	H Lees-McRae	25-21, 25-16, 23-25, 25-20
A 4 11/9	L 0-3	A Lewis	18-25, 23-25, 18-25
A 6 11/13	L 0-3	A Loyola	20-25, 23-25, 26-28
A 12 12/-	W 3-0	H Quincy	25-14, 25-16, 25-15
A 13 12/-	W 3-0	H Quincy	25-22, 25-21, 25-23
MIVA Tournament Quarterfinal at Ohio State			
A 20 11/-	L 2-3	H Grand Canyon	21-25, 25-23, 25-11, 16-25, 13-15

2014

Record: 11-16

Head Coach Pete Hanson

Outrigger Hotels Invitational, Honolulu, Hawai'i

J 9 12/14	L 0-3	A Hawaii	22-25, 21-25, 21-25
J 10 12/7	L 0-3	N UCLA	14-25, 23-25, 21-25
J 11 12/11	L 0-3	N Penn State	26-28, 20-25, 19-25
J 17 15/-	W 3-0	H Lees-McRae	25-12, 25-12, 25-14
J 18 15/-	W 3-0	H George Mason	25-23, 25-22, 25-19
J 24 15/-	W 3-0	A Quincy	25-21, 25-18, 25-23
J 25 15/-	W 3-1	A Lindenwood	25-18, 16-25, 25-22, 25-17
F 1 15/1	L 0-3	A Loyola	15-25, 20-25, 23-25
F 5 14/12	L 1-3	A Penn State	27-29, 25-22, 29-31, 15-25
F 9 14/-	W 3-1	H Saint Francis	25-19, 29-31, 25-23, 25-17
F 15 14/10	L 1-3	H Lewis	22-25, 25-20, 22-25, 16-25
F 21 14/-	W 3-0	H Grand Canyon	25-18, 31-29, 25-23
F 22 14/-	W 3-0	H Grand Canyon	25-18, 25-21, 25-20
F 26 13/14	L 1-3	H Ball State	25-20, 24-26, 20-25, 24-26
M 5 14/15	L 2-3	A Fort Wayne	25-22, 22-25, 29-27, 23-25, 10-15
M 7 14/12	W 3-1	H Penn State	17-25, 25-22, 25-23, 25-22
M 11 15/11	L 0-3	A Lewis	21-25, 21-25, 20-25
M 14 15/2	L 2-3	A Long Beach State	19-25, 25-22, 25-19, 22-25, 11-15
M 15 15/-	L 2-3	N Cal State Northridge	22-25, 25-23, 31-29, 21-25, 13-15
M 18 15/-	L 2-3	H Harvard	15-25, 19-25, 25-20, 25-21, 15-17
M 22 15/12	L 1-3	A Ball State	26-28, 25-22, 22-25, 20-25
M 28 -/-	W 3-1	H Quincy	25-15, 27-29, 25-13, 25-18
M 29 -/-	W 2-3	H Lindenwood	20-25, 25-20, 25-21, 23-25, 15-11
A 4 -/14	L 2-3	H Fort Wayne	19-25, 22-25, 25-16, 26-24, 10-15
A 6 -/-	W 3-1	A George Mason	25-17, 22-25, 25-23, 25-23
A 11 -/1	L 1-3	H Loyola	25-19, 21-25, 19-25, 22-25
MIVA Tournament Quarterfinal at Fort Wayne			
A 19 /14	L 0-3	A Fort Wayne	23-25, 22-25, 19-25

2015

Record: 22-9

Head Coach Pete Hanson

J 2 14/-	W 3-1	H McKendree	25-17, 25-12, 23-25, 25-17
J 3 14/-	W 3-1	H McKendree	25-20, 22-25, 25-17, 25-20
J 6 14/-	W 3-1	A California Baptist	29-31, 25-18, 25-20, 26-24
J 8 14/10	L 1-3	A Hawaii	19-25, 22-25, 25-17, 23-25
J 9 14/8	L 0-3	N UC Irvine	24-26, 21-25, 22-25
J 16 14/-	W 3-1	H Limestone	25-16, 22-25, 25-9, 25-17
J 23 13/-	W 3-1	H George Mason	25-18, 25-16, 21-25, 25-22
J 25 13/-	W 3-1	H Pfeiffer	25-22, 28-26, 20-25, 25-18
F 6 12/-	W 3-0	H Quincy	25-20, 25-18, 25-15
F 7 12/-	W 3-0	H Lindenwood	25-20, 25-22, 25-15
F 11 12/-	W 3-0	H Penn State	26-24, 25-22, 25-23
F 15 12/-	W 3-1	H Saint Francis	25-21, 23-25, 25-11, 25-16
F 20 12/9	W 3-0	A Fort Wayne	25-18, 25-22, 25-12
F 21 12/15	L 0-3	A Ball State	19-25, 22-25, 23-25
F 27 11/-	W 3-1	A Grand Canyon	25-18, 16-25, 25-21, 25-20
F 28 11/-	L 2-3	A Grand Canyon	25-19, 23-25, 21-25, 25-21, 12-15
M 7 11/-	W 3-1	A George Mason	25-20, 23-25, 25-19, 28-26
M 13 11/2	W 3-2	H Lewis	25-23, 25-27, 34-32, 16-25, 16-14
M 14 11/1	L 0-3	H Loyola	18-25, 21-25, 19-25
M 17 11/-	W 3-0	H Princeton	25-20, 25-21, 25-21
M 20 11/-	W 3-0	A Saint Francis	25-18, 25-23, 25-17
M 21 11/10	L 2-3	A Penn State	25-22, 22-25, 20-25, 25-22, 9-15
M 28 11/-	W 3-1	H Erskine	25-18, 20-25, 25-22, 25-15
A 3 11/-	W 3-0	A Lindenwood	25-19, 25-23, 26-24
A 4 11/-	W 3-1	A Quincy	25-15, 25-18, 22-25, 25-17
A 9 11/-	W 3-0	H Ball State	25-17, 25-18, 30-28
A 11 11/14	W 3-0	H Fort Wayne	25-23, 25-17, 25-21
A 17 10/2	L 0-3	A Lewis	16-25, 20-25, 21-25



RESULTS BY SEASON

A 18 10/5 L 0-3 A Loyola 26-28, 22-25, 17-25
 MIVA Tournament Quarterfinal at Ohio State
 A 24 10/- W 3-0 H Ball State 25-16, 27-25, 25-19
 MIVA Tournament Semifinal at Loyola
 A 29 10/4 L 1-3 A Loyola 16-25, 23-25, 25-21, 17-25

2016 - NCAA CHAMPIONS

Record: 31-2

Head Coach Pete Hanson

J 5 6/- W 3-0 A Princeton 25-17, 25-19, 25-20
 AVCA Showcase (Big Ten/Pac-12 Challenge) at Penn State
 J 7 6/5 L 1-3 N UCLA 26-24, 22-25, 22-25, 22-25
 J 8 6/12 W 3-0 N USC 25-11, 25-20, 25-15
 J 15 7/- W 3-0 H George Mason 25-22, 25-19, 25-22
 J 16 7/- W 3-0 H Erskine 25-19, 25-18, 25-17
 J 22 7/- W 3-0 H Coker 25-11, 25-15, 25-23
 J 29 7/- W 3-0 A Quincy 25-21, 25-13, 25-23
 J 30 7/- W 3-0 A Lindenwood 25-18, 25-21, 25-18
 F 4 7/- W 3-1 H Fort Wayne 25-17, 21-25, 27-25, 25-14
 F 6 7/14 L 2-3 H Ball State 25-14, 25-16, 23-25, 11-25, 16-18
 F 12 9/5 W 3-0 A Loyola 25-22, 25-19, 25-22
 F 13 9/14 W 3-0 A Lewis 27-25, 25-22, 25-20
 F 19 6/- W 3-0 H Grand Canyon 25-17, 26-24, 25-18
 F 20 6/- W 3-1 H Grand Canyon 25-22, 25-23, 17-25, 25-16
 F 26 5/- W 3-0 H Pfeiffer 25-20, 25-15, 25-20
 M 4 5/11 W 3-0 H Loyola 25-20, 25-18, 25-22
 M 5 5/13 W 3-1 H Lewis 25-22, 25-14, 26-28, 25-22
 M 11 5/14 W 3-1 N UC Irvine 25-18, 20-25, 25-21, 25-17
 M 12 5/1 W 3-2 A Long Beach State 24-26, 25-21, 15-25, 25-21, 15-13
 M 19 4/6 W 3-2 A Penn State 30-28, 22-25, 25-19, 21-25, 15-6
 M 25 1/9 W 3-1 A Ball State 25-22, 21-25, 25-22, 25-15
 M 26 1/- W 3-0 A Fort Wayne 25-23, 27-25, 25-22
 A 1 2/- W 3-1 A McKendree 25-19, 20-25, 25-17, 25-22
 A 2 2/- W 3-1 A McKendree 25-19, 21-25, 25-18, 25-20
 A 5 2/11 W 3-0 H Penn State 25-22, 25-20, 25-18
 A 9 2/- W 3-0 H Lindenwood 25-19, 25-22, 25-23
 A 10 2/- W 3-0 H Quincy 25-18, 26-24, 25-21
 MIVA Tournament Quarterfinal at Ohio State
 A 17 2/- W 3-0 H Fort Wayne 25-18, 25-17, 25-17
 MIVA Tournament Semifinal at Ohio State
 A 20 2/- W 3-1 H McKendree 25-20, 32-34, 25-12, 25-13
 MIVA Tournament Championship at Ohio State
 A 23 2/12 W 3-2 H Lewis 25-18, 25-17, 23-25, 17-25, 15-12

NCAA Tournament Play-In Match at Penn State

M 3 2/11 W 3-1 N George Mason 22-25, 25-21, 25-20, 25-21
 NCAA Championship Semifinal at Penn State
 M 5 2/3 W 3-2 N UCLA 22-25, 25-22, 25-21, 20-25, 18-16
 NCAA Championship Match at Penn State
 M 7 2/1 W 3-0 N BYU 32-30, 25-23, 25-17

2017 - NCAA CHAMPIONS

Record: 32-2

Head Coach Pete Hanson

J 6 1/- W 3-1 H USC 22-25, 27-25, 25-18, 25-16
 J 7 1/2 W 3-1 H UCLA 25-22, 18-25, 25-21, 25-23
 J 10 1/11 W 3-0 H George Mason 25-22, 25-22, 25-21
 J 13 1/10 W 3-0 A Stanford 25-23, 25-21, 25-19
 J 14 1/10 W 3-0 A Stanford 25-23, 29-27, 26-24
 J 20 1/- W 3-0 A Saint Francis 25-23, 25-18, 25-18
 J 24 1/14 W 3-0 H Penn State 25-16, 25-22, 25-16
 J 27 1/- W 3-0 H Barton 25-21, 25-14, 25-17
 J 28 1/4 W 3-1 H Long Beach State 25-22, 24-26, 25-21, 26-24
 F 2 1/12 W 3-0 A Ball State 29-27, 25-19, 25-22
 F 4 1/- W 3-0 A Fort Wayne 25-17, 25-13, 25-21
 F 9 1/6 W 3-1 H Lewis 25-13, 20-25, 25-14, 25-17
 F 11 1/10 W 3-0 H Loyola 25-22, 25-18, 25-19
 F 17 1/- W 3-1 H Quincy 25-14, 22-25, 25-15, 25-20
 F 19 1/- W 3-1 H Lindenwood 25-20, 22-25, 25-21, 25-16
 F 24 1/- W 3-1 A Grand Canyon 25-19, 17-25, 26-24, 25-23
 F 26 1/- W 3-2 A Grand Canyon 25-18, 22-25, 25-22, 25-27, 15-11
 M 3 1/- W 3-1 H Saint Francis 25-15, 23-25, 25-15, 25-15
 M 10 1/- W 3-0 H UC San Diego 25-17, 25-19, 25-13
 M 11 1/6 L 0-3 H UC Irvine 26-28, 19-25, 20-25
 M 16 2/10 W 3-0 A Loyola 25-20, 25-21, 25-15

M 18 2/7 W 3-2 A Lewis 25-22, 25-23, 23-25, 14-25, 16-14
 M 23 2/- W 3-0 H Fort Wayne 25-11, 25-11, 25-16
 M 25 2/11 W 3-0 H Ball State 25-16, 25-15, 25-19
 M 28 1/13 L 2-3 A Penn State 21-25, 25-14, 15-25, 25-22, 12-15
 M 31 1/- W 3-0 H McKendree 25-17, 29-27, 25-18
 A 1 1/- W 3-0 H McKendree 25-18, 26-24, 25-15
 A 7 2/- W 3-0 A Lindenwood 25-17, 25-15, 25-19
 A 8 2/- W 3-1 A Quincy 25-16, 25-27, 25-15, 25-12
 MIVA Tournament Quarterfinal at Ohio State
 A 15 2/- W 3-0 H Quincy 25-11, 25-20, 25-15
 MIVA Tournament Semifinal at Ohio State
 A 19 2/11 W 3-2 H Ball State 25-14, 25-23, 23-25, 23-25, 15-13
 MIVA Tournament Final at Ohio State
 A 22 2/14 W 3-0 H Grand Canyon 25-16, 25-22, 25-11
 NCAA Championship Semifinal at Ohio State
 M 4 1/4 W 3-0 H Hawaii 25-23, 25-18, 25-19
 NCAA Championship Final at Ohio State
 M 6 1/3 W 3-0 H BYU 25-19, 25-20, 25-22

2018

Record: 25-6

Head Coach Pete Hanson

J 6 1/- W 3-0 H North Greenville 25-13, 25-18, 25-21
 J 12 1/- W 3-1 H Stanford 25-18, 25-22, 22-25, 25-23
 J 13 1/6 L 2-3 H BYU 25-21, 21-25, 20-25, 25-21, 8-15
 J 18 3/13 W 3-1 N USC 25-16, 25-20, 25-20, 25-21
 J 20 3/2 L 2-3 A UCLA 18-25, 25-22, 25-27, 26-24, 14-16
 J 25 3/- W 3-0 H Saint Francis 25-23, 25-21, 25-21
 J 28 3/8 W 3-0 H Penn State 25-19, 25-15, 25-17
 F 2 5/- W 3-0 A Charleston 25-17, 25-9, 25-23
 F 3 5/- W 3-0 A George Mason 25-16, 26-24, 25-18
 F 8 5/- W 3-2 H Ball State 21-25, 25-13, 18-25, 27-25, 15-10
 F 10 5/14 W 3-0 H Fort Wayne 25-23, 25-19, 25-14
 F 15 5/- W 3-0 H Lindenwood 25-19, 25-20, 26-24
 F 18 5/- W 3-0 H Quincy 25-22, 25-15, 25-15
 F 22 4/9 L 0-3 A Lewis 18-25, 22-25, 23-25
 F 24 4/8 L 2-3 A Loyola Chicago 25-20, 25-15, 21-25, 23-25, 15-17
 M 2 9/- W 3-1 A McKendree 24-26, 25-15, 25-23, 25-21
 M 3 9/- W 3-0 A McKendree 25-20, 25-19, 25-19
 M 16 9/- W 3-2 A Penn State 25-18, 21-25, 23-25, 28-26, 15-12
 M 17 9/- W 3-0 A Saint Francis 25-18, 25-18, 25-19
 M 23 9/- W 3-0 A Quincy 25-16, 25-9, 25-23
 M 25 9/- W 3-2 A Lindenwood 25-22, 24-26, 24-26, 29-27, 15-11
 M 29 9/6 W 3-1 H Loyola Chicago 25-20, 25-16, 39-41, 25-19
 M 31 9/10 W 3-0 H Lewis 25-18, 25-18, 25-19
 A 6 7/15 W 3-0 A Fort Wayne 25-18, 25-23, 25-16
 A 7 7/12 L 2-3 A Ball State 25-16, 25-22, 22-25, 17-25, 13-15
 MIVA Tournament Quarterfinal at Ohio State
 A 14 7/- W 3-0 H Quincy 25-22, 25-18, 25-12
 MIVA Tournament Semifinal at Ohio State
 A 18 7/10 W 3-2 H Lewis 25-9, 25-17, 22-25, 20-25, 15-8
 MIVA Tournament Final at Ohio State
 A 21 7/8 W 3-0 H Loyola Chicago 25-20, 25-23, 25-19
 NCAA Tournament Play-In Match at Ohio State
 A 26 6/- W 3-0 H King 25-13, 25-23, 25-18
 NCAA Championship Semifinal at UCLA
 M 1 6/5 W 3-2 N UC Irvine 25-19, 22-25, 25-23, 22-25, 16-14
 NCAA Championship Final at UCLA
 M 3 6/1 L 1-3 N Long Beach State 22-25, 23-25, 27-25, 30-32



RESULTS BY SEASON

2019

Record: 10-19

Head Coach Pete Hanson

J 4	8/-	W 3-0	H Charleston	25-17, 25-18, 2515
J 5	8/-	W 3-1	H Penn State	25-13, 20-25, 25-21, 26-24
J 10	7/5	L 0-3	A BYU	20-25, 23-25, 25-27
J 12	7/11	L 1-3	A Stanford	22-25, 26-24, 20-25, 21-25
J 18	11/-	L 1-3	H George Mason	22-25, 25-19, 21-25, 11-25
J 19	11/-	W 3-0	H Erskine	25-12, 25-22, 25-17
J 25	12/13	L 1-3	A Ball State	25-14, 20-25, 22-25, 22-25
F 1	14/-	L 2-3	H Saint Francis	18-25, 21-25, 25-16, 27-25, 12-15
F 2	14/-	W 3-1	H Lincoln Memorial	25-23, 25-19, 23-25, 25-23
F 5	-/15	L 0-3	A Purdue Fort Wayne	32-34, 17-25, 23-25
F 8	-/6	L 0-3	N UC Santa Barbara	22-25, 22-25, 12-25
F 9	-/1	L 0-3	A Long Beach State	19-25, 18-25, 21-25
F 15	-/-	L 0-3	A Lindenwood	23-25, 19-25, 17-25
F 16	-/-	W 3-1	A Quincy	25-23, 25-19, 24-26, 25-19
F 21	-/10	L 2-3	H Lewis	21-25, 25-18, 26-24, 17-25, 11-15
F 24	-/7	L 0-3	H Loyola Chicago	14-25, 21-25, 18-25
M 1	-/-	W 3-1	H McKendree	25-23, 19-25, 25-18, 26-24
M 3	-/-	L 2-3	H McKendree	25-23, 19-25, 22-25, 25-22, 10-15
M 8	-/5	L 0-3	N UCLA	21-25, 20-25, 21-25
M 9	-/11	L 2-3	A USC	18-25, 25-23, 25-19, 15-25, 10-15
M 15	-/-	W 3-0	H Lees-McRae	25-16, 25-14, 25-16
M 19	-/-	L 0-3	A Penn State	20-25, 18-25, 23-25
M 22	-/-	L 1-3	H Lindenwood	21-25, 28-30, 25-17, 20-25
M 23	-/-	W 3-0	H Quincy	25-12, 25-17, 25-20
M 29	-/11	L 0-3	A Loyola Chicago	21-25, 14-25, 22-25
M 30	-/8	L 0-3	A Lewis	21-25, 17-25, 18-25
A 4	-/13	W 3-2	H Purdue Fort Wayne	18-25, 25-16, 21-25, 32-30, 15-9
A 6	-/-	W 3-2	H Ball State	19-25, 25-17, 15-25, 25-23, 15-9
A 13	-/10	L 1-3	A Loyola Chicago	15-25, 25-20, 14-25, 22-25

2020

Record: 11-8

Head Coach Kevin Burch

J 4	-/-	W 3-0	H North Greenville	25-17, 27-25, 25-19
J 7	-/-	W 3-0	H Urbana	25-20, 25-11, 25-19
J 9	-/-	W 3-0	H Saint Francis	25-18, 25-20, 25-19
J 16	15/-	W 3-1	H Lincoln Memorial	25-15, 21-25, 25-15, 25-18
J 17	15/-	W 3-0	H King	25-19, 25-11, 25-20
J 24	-/-	W 3-0	N USC	25-10, 25-21, 25-22
J 26	-/6	L 1-3	N UCLA	16-25, 26-24, 16-25, 17-25
J 31	-/-	W 3-0	A Saint Francis	25-16, 25-23, 27-25
F 1	-/7	W 3-0	A Penn State	25-22, 25-22, 26-24
F 7	15/3	L 1-3	H UC Santa Barbara	28-26, 19-25, 19-25, 18-25
F 8	15/5	L 1-3	H Long Beach State	21-25, 20-25, 30-28, 22-25
F 13	14/6	L 0-3	H Lewis	22-25, 17-25, 17-25
F 15	14/-	W 3-0	H McKendree	25-20, 29-27, 25-23
F 21	-/-	L 1-3	A Loyola Chicago	20-25, 25-21, 20-25, 22-25
F 22	-/-	L 1-3	A Purdue Fort Wayne	25-19, 23-25, 20-25, 17-25
F 28	-/-	W 3-0	A Quincy	25-17, 25-23, 25-16
F 29	-/-	L 1-3	A Lindenwood	15-25, 25-21, 20-25, 27-29
M 4	-/-	L 1-3	H Ball State	25-16, 27-29, 24-26, 18-25
M 8	-/8	W 3-1	H Penn State	25-21, 25-20, 23-25, 25-19
M 12	-/-	- -	A NJIT	Canceled
M 14	-/-	- -	A George Mason	Canceled
M 21	-/-	- -	A Ball State	Canceled
M 27	-/-	- -	H Lindenwood	Canceled
M 28	-/-	- -	H Quincy	Canceled
A 2	-/-	- -	A McKendree	Canceled
A 4	-/-	- -	A Lewis	Canceled
A 9	-/-	- -	H Purdue Fort Wayne	Canceled
A 11	-/-	- -	H Loyola Chicago	Canceled

2021

Record: 9-10

Head Coach Kevin Burch

J 22	14/11	L 0-3	H Penn State	20-25, 23-25, 22-25
J 23	14/11	W 3-0	H Penn State	25-22, 25-23, 25-17
J 29	13/11	L 0-3	A Penn State	25-16, 25-17, 25-21
J 30	13/11	L 0-3	A Penn State	23-25, 20-25, 18-25
F 5	-/3	W 3-1	H Lewis	27-25, 25-16, 22-25, 25-23
F 6	-/3	L 0-3	H Lewis	23-25, 21-25, 11-25
F 12	14/-	L 1-3	A McKendree	25-22, 24-26, 18-25, 15-25
F 13	14/-	L 1-3	A McKendree	17-25, 25-20, 25-20, 25-22
F 20	-/11	W 3-2	H Loyola Chicago	22-25, 17-25, 25-23, 26-24, 15-11
F 21	-/11	W 3-0	H Loyola Chicago	25-17, 25-22, 27-25
F 27	-/-	W 3-2	A Ball State	22-25, 25-23, 20-25, 25-19, 13-15
M 11	14/-	L 3-2	A Ball State	25-23, 21-25, 18-25, 25-23, 13-15
M 19	-/-	W 3-1	A Purdue Fort Wayne	25-22, 22-25, 25-22, 25-21
M 20	-/-	L 1-3	A Purdue Fort Wayne	23-25, 22-25, 25-23, 20-25
M 26	-/-	W 3-0	H Lindenwood	25-18, 25-18, 27-25
M 27	-/-	W 3-0	H Lindenwood	25-16, 25-21, 25-18
A 2	-/-	W 3-0	A Quincy	25-20, 25-19, 25-18
A 3	-/-	L 2-3	A Quincy	22-25, 25-19, 25-16, 21-25, 10-15
A 10	-/4	L 1-3	A Ball State	29-31, 19-25, 25-21, 26-28



1968-2021 SERIES RECORDS

Opponent.....	Series..	Home....	Away ...	Neutral ...	First ...	Last	Streak
Alberta	1-0	-	-	1-0	1984	1984	W 1
Ambassador	1-0	-	-	1-0	1994	1994	W 1
American University (PR) ..	1-0	-	-	1-0	2000	2000	W 1
Arkansas-Little Rock	1-0	-	-	1-0	1986	1986	W 1
Army.....	3-1	-	1-0	2-1	1972	1981	W2
Ball State	100-87	56-35	32-38	12-13	1968	2021	W 1
Barton	1-0	1-0	-	-	2017	2017	W 1
Bowling Green	26-0	14-0	10-0	2-0	1971	1986	W 26
Brigham Young.....	6-14	2-7	3-5	1-2	1987	2019	L 2
Cal-Baptist.....	2-0	-	1-0	1-0	2012	2015	W 2
Cal San Diego.....	0-2	-	0-2	-	2003	2003	L 2
Cal State Northridge.....	4-4	-	2-3	2-1	1982	2014	L 1
Carnegie Mellon	1-0	-	-	1-0	1979	1979	W 1
Carthage	4-0	4-0	-	-	2006	2012	W 4
Charleston	2-0	1-0	1-0	-	2018	2019	W 2
Cincinnati	9-0	6-0	2-0	1-0	1969	1982	W 9
Clarke College.....	20-0	11-0	9-0	-	1998	2007	W 20
Concordia.....	2-0	1-0	-	1-0	2000	2003	W 2
Coker	1-0	1-0	-	-	2016	2016	W 1
Cornell	2-0	-	-	2-0	1980	1988	W2
Dalhousie	1-2	3-0	-	-	1984	1988	W 3
Delaware	3-0	3-0	-	-	1977	1978	W 3
D'Youville	2-0	2-0	-	-	2004	2007	W 2
Earlham	35-2	15-0	15-1	5-1	1968	1983	W 24
East Stroudsburg	10-1	4-0	2-0	4-1	1977	1996	W 8
Eastern Mennonite	3-0	1-0	-	2-0	1993	1997	W 3
Eastern Montana	4-0	3-0	-	1-0	1988	1993	W 4
Edinboro	7-0	1-0	3-0	3-0	1980	1985	W 7
Erskine	3-0	3-0	-	-	2015	2019	W 3
Findlay.....	11-2	5-0	5-0	1-2	2001	2005	W 2
George Mason	32-26	18-4	9-5	5-17	1981	2019	L 1
George Williams	34-6	16-3	12-2	6-1	1968	1985	W 26
Graceland	16-0	10-0	2-0	4-0	1972	1995	W 16
Grand Canyon.....	16-2	9-1	7-1	-	2010	2017	W 4
Guelph	9-0	4-0	4-0	1-0	1979	1988	W 9
Harvard	0-1	0-1	-	-	2014	2014	L 1
Hawaii	2-5	1-0	1-5	-	2006	2017	W 1
Illinois	7-0	2-0	-	5-0	1968	1979	W 7
Illinois-Chicago.....	3-0	1-0	1-0	1-0	1969	1970	W 3
Indiana	34-0	16-0	11-0	7-0	1968	1979	W 34
Indiana Tech	10-2	4-2	3-0	3-0	1968	1973	W 4
Juniata College.....	26-2	17-0	7-2	2-0	1991	2013	W 5
Kellogg C.C.	17-7	8-1	5-2	4-4	1974	1981	W 3
Kentucky	2-0	-	-	2-0	1968	1968	W 2
King	2-0	2-0	-	-	2018	2020	W 2
Laval	0-1	-	-	0-1	1988	1988	L 1
LaVerne	3-0	-	1-0	2-0	1994	1996	W 3
Lees-McRae.....	4-0	4-0	-	-	2012	2019	W 4
Lewis	36-25	23-12	13-12	-	1994	2021	L 1
Limestone	1-0	1-0	-	-	2015	2015	W 1
Lincoln Memorial.....	2-0	2-0	-	-	2019	2020	W 2
Lindenwood	14-3	7-1	7-2	-	2013	2021	W 2
LIU-Southampton.....	1-0	1-0	-	-	1999	1999	W 1
Long Beach State	3-13	1-2	2-7	0-3	1981	2020	L 4
Loyola Chicago.....	39-24	22-5	11-17	1-2	1996	2021	W 2
Loyola Marymount	6-0	2-0	4-0	-	1981	2010	W 6
Manitoba	0-1	-	-	0-1	1992	1992	L 1
Marycrest.....	1-0	1-0	-	-	1997	1997	W 1
Massachusetts	1-0	-	-	1-0	1972	1972	W 1
McKendree.....	11-3	7-1	4-2	-	2015	2019	L 1
Mercyhurst.....	25-0	13-0	12-0	-	1997	2008	W 25
Miami (Ohio)	1-0	1-0	-	-	1986	1986	W 1
Michigan	17-0	9-0	4-0	4-0	1969	1986	W 17

Opponent.....	Series..	Home....	Away ...	Neutral ...	First ...	Last	Streak
Michigan State	7-0	3-0	2-0	2-0	1968	1991	W 7
Minnesota	1-0	-	-	1-0	1979	1979	W 1
Montana State	1-0	1-0	-	-	1996	1996	W 1
MSOE.....	1-0	1-0	-	-	2007	2007	W 1
Mount Olive.....	3-0	2-0	-	1-0	2010	2013	W 3
Naval Academy	12-0	2-0	3-0	7-0	1986	1993	W 12
NJIT.....	11-1	6-0	2-1	3-0	1983	2013	W 4
New Paltz State.....	1-0	-	1-0	-	1972	1972	W 1
North Greenville	2-0	2-0	-	-	2018	2020	W 2
Northwestern	3-0	1-0	-	2-0	1977	1979	W 3
Notre Dame	6-0	4-0	2-0	-	1986	1990	W 6
Pacific.....	9-1	2-0	5-1	2-0	1993	2012	W 3
Penn State	45-76-1	26-11	12-32	7-29-1	1971	2021	L 2
Pennsylvania	1-0	-	-	1-0	1979	1979	W 1
Pepperdine	4-17	0-1	2-12	2-4	1976	2011	L 3
Pfeiffer	2-0	2-0	-	-	2015	2016	W 2
Pittsburgh	7-0-1	2-0	2-0	3-0-1	1980	1984	W 5
Princeton	5-0	3-0	1-0	1-0	1993	2016	W 5
Puerto Rico-Mayaguez	1-0	-	1-0	-	1997	1997	W 1
Purdue	11-0	4-0	2-0	5-0	1969	1983	W 11
Purdue (Grad)	0-1	-	-	0-1	1976	1976	L 1
Purdue Fort Wayne	80-40	44-12	27-25	9-3	1980	2021	L 1
Queens	2-0	-	-	2-0	1980	1980	W 2
Quincy	61-3	36-0	25-3	-	1993	2021	L 1
Regina	0-1	-	-	0-1	1986	1986	L 1
Rhode Island	1-0	-	1-0	-	1972	1972	W 1
Rutgers-Newark	30-13	15-1	11-6	4-6	1978	2009	W 7
Sacred Heart.....	1-0	1-0	-	-	2012	2012	W 1
Saint Francis	35-2	21-1	14-1	-	1993	2020	W 2
San Diego State.....	2-2	-	1-2	1-0	1977	1998	W 1
Santa Cruz	5-0	1-0	3-0	1-0	1991	1996	W 5
Sherbrooke	0-1	-	0-1	-	1988	1988	L 1
Slippery Rock	0-0-1	-	-	0-0-1	1971	1971	T 1
Springfield	12-1	8-1	3-0	1-0	1972	2007	W 6
Stanford	4-11	2-4	2-7	-	1981	2019	L 1
Tennessee.....	16-1	11-0	4-0	1-1	1968	1982	W 10
Tennessee-Chattanooga.....	1-0	-	-	1-0	1982	1982	W 1
Thomas More.....	9-0	5-0	3-0	1-0	1995	1997	W 9
Toledo	8-0	5-0	3-0	-	1969	1982	W 8
Toronto	1-1	-	-	1-1	1984	1986	L 1
Tri-State.....	6-0	5-0	1-0	-	1991	1998	W 6
UCLA	3-20	1-1	0-6	2-14	1975	2020	L 3
UC Irvine	5-7	0-1	3-3	2-3	1989	2018	W 1
UC San Diego.....	3-1	3-0	0-1	-	2006	2017	W 1
UC Santa Barbara	2-9	0-1	1-5	1-2	1974	2020	L 2
Urbana	1-0	1-0	-	-	2020	2020	W 1
USC	4-19	2-1	0-7	3-11	1977	2020	W 1
Virginia Tech	1-0	-	-	1-0	1969	1969	W 1
Waterloo	2-0	-	-	2-0	1983	1987	W 2
West Georgia College	2-0	-	-	2-0	1968	1969	W 2
Western Ontario	6-1	-	-	6-1	1979	1989	W 3
Wheaton	1-0	-	-	1-0	1978	1978	W 1
Wilfrid-Laurier	2-0	1-0	-	1-0	1986	1987	W 2
William Woods	1-0	1-0	-	-	1998	1998	W 1
Winnipeg	4-2	1-0	-	3-2	1981	1984	L 1
Wisconsin	10-0	5-0	2-0	3-0	1979	1987	W 10
Wisconsin-Milwaukee	20-0	10-0	7-0	3-0	1991	1997	W 20
Wright State	5-0	2-0	2-0	1-0	1978	1979	W 5
Yale	2-0	-	-	2-0	1975	1986	W 2
York, Pa.	6-1	3-0	1-1	2-0	1980	1988	W 3
TOTALS.....	1,111	451-3	...	(includes two wins vs. unknown team)			



RESULTS BY OPPONENT

Alberta, 1-0

Excaliber Tournament at York Canada

1/6/84 N..... W..... 3-0..... 15-4, 15-9, 15-9

Ambassador, 1-0

Played at Quincy

3/12/94..... N..... W..... 3-0..... 15-2, 15-9, 15-1

American University (Puerto Rico) 1-0

Sports Corp Shootout, Ft. Wayne, Ind.

1/14/00..... N..... W..... 3-0..... 15-0, 15-4, 15-3

Arkansas-Little Rock, 1-0

Indiana-Purdue Tournament

1/17/86..... N..... W..... 3-0..... 15-2, 15-6, 16-14

Army, 3-1

3/18/72..... A..... W..... 3-0..... na

Pittsburgh Invitational

2/9/79 N..... L..... 1-2..... 11-15, 16-14, 7-15

Pittsburgh Invitational

2/10/79..... N..... W..... 2-0..... 15-10, 15-5

Pittsburgh Invitational

2/13/81..... N..... W..... 2-0..... 15-0, 15-8

Ball State, 100-88

2/17/68..... A..... L..... 2-3..... 15-7, 2-15, 13-11, 9-15, 13-15

4/3/68 H..... L..... 0-3..... 8-15, 3-15, 9-15

3/4/20 H..... L..... 1-3..... 25-16, 27-29, 24-26, 18-25

2/27/21..... A..... W..... 3-2..... 22-25, 25-23, 20-25, 25-19, 13-15

3/11/21..... H..... L..... 3-2..... 25-23, 21-25, 18-25, 25-23, 13-15

MIVA Tournament-2nd Round at Ball State

4/20/68..... N..... L..... na..... na

MIVA Tournament Finals at Ohio State

4/27/68..... H..... L..... 0-3..... na

3/27/69..... H..... W..... 3-0..... na

Ohio State Invitational

4/4/69 H..... W..... 2-1..... 15-10, 11-15, 15-4

Ohio State Invitational

4/4/69 H..... W..... 2-0..... na

4/16/69..... A..... W..... 3-0..... 15-11, 15-11, 15-3

MIVA Playoff at Ball State

4/26/69..... A..... W..... 2-0..... 15-13, 15-13

MIVA Playoff at Ball State

4/26/69..... A..... W..... 2-1..... 11-15, 15-12, 16-14

4/14/70..... A..... L..... 1-3..... 6-15, 15-8, 13-15, 3-15

4/3/70 H..... L..... 0-3..... 6-15, 6-15, 7-15

/ /70..... H..... W..... 2-0..... na

4/ /71..... A..... L..... 0-3..... na

4/7/71..... H..... L..... 0-3..... 9-15, 8-15, 17-19

Ohio State Invitational

4/1/72 H..... L..... 0-2..... na

Ohio State Invitational

4/1/72 H..... L..... 0-2..... 11-13, 13-15

4/11/72..... A..... W..... 3-2..... 6-15, 13-15, 15-12, 15-13, 15-4

4/18/72..... H..... L..... 0-3..... 16-18, 12-15, 7-15

Ohio State Invitational

4/14/73..... H..... L..... 1-2..... na

Ball State Invitational

3/24/73..... A..... L..... 0-2..... 15-17, 9-15

5/2/73 H..... L..... 1-3..... na

5/9/73 A..... L..... 2-3..... na

Ohio State Invitational

3/16/74..... H..... L..... 1-2..... na

(Ball State Invitational)

3/23/74..... A..... L..... 0-2..... na

4/3/74 A..... L..... 1-3..... 13-15, 9-15, 15-9, 6-15

4/24/74..... H..... W..... 3-0..... 15-12, 15-4, 16-14

Ohio State Invitational

3/29/75..... H..... W..... 2-1..... 9-15, 15-8, 15-13

4/18/75..... H..... W..... 3-0..... 15-13, 18-16, 16-14

5/3/75 A..... W..... 3-2..... 15-10, 11-15, 8-15, 15-11, 18-16

George Williams College Tournament

/ /76..... N..... W..... 2-1..... 15-2, 13-15, 15-9

Ohio State Invitational

2/28/76..... H..... L..... 1-2..... 5-15, 15-12, 9-15

4/2/76 A..... L..... 2-3..... 17-15, 12-15, 15-9, 9-15, 7-15

4/19/76..... H..... W..... 3-0..... 15-10, 15-6, 15-10

NCAA Regional Playoff at Ohio State

4/24/76..... H..... W..... 3-1..... 15-5, 15-7, 7-15, 15-6

Ohio State Invitational

3/5/77 H..... W..... 2-0..... 15-10, 15-13

Ball State Invitational

3/26/77..... A..... W..... 2-1..... 15-12, 10-15, 15-13

4/7/77 A..... W..... 3-2..... 13-15, 12-15, 15-9, 15-12, 15-2

4/23/77..... H..... W..... 3-1..... 15-4, 15-5, 14-16, 15-13

MIVA Classic at George Williams

2/26/78..... N..... W..... 2-1..... 15-9, 10-15, 15-3

Ohio State Invitational

3/4/78 H..... W..... 2-0..... 15-6, 15-6

4/8/78 H..... W..... 3-0..... 15-13, 15-3, 15-3

4/22/78..... A..... W..... 3-0..... 15-8, 15-6, 15-8

MIVA Classic at Chicago, Illinois

2/17/79..... N..... L..... 0-2..... 5-15, 13-15

3/29/79..... A..... L..... 0-3..... 8-15, 3-15, 12-15

4/21/79..... H..... L..... 2-3..... 6-15, 16-14, 10-15, 15-9, 7-15

Ohio State Invitational

2/2/80 H..... W..... 3-1..... 12-15, 15-9, 15-2, 15-5

4/11/80..... H..... W..... 3-0..... 15-5, 15-9, 15-4

4/26/80..... A..... W..... 3-1..... 16-18, 15-12, 15-12, 15-6

MIVA Championship Semifinal at Ball State

5/2/80 A..... W..... 3-2..... 7-15, 15-6, 15-12, 9-15, 16-14

Buckeye Collegiate Invitational

2/7/81 H..... W..... 3-2..... 15-1, 15-3, 14-16, 12-15, 15-9

Ball State Invitational

3/14/81..... A..... W..... 3-2..... 15-10, 4-15, 12-15, 15-4, 15-11

4/9/81 A..... W..... 3-1..... 13-15, 15-6, 15-13, 15-9

4/24/81..... H..... W..... 3-1..... 15-6, 15-8, 5-15, 15-5

MIVA Championship at Ohio State

5/2/81 H..... W..... 3-0..... 15-1, 15-3, 15-10

Buckeye Invitational at Ohio State

2/6/82 H..... L..... 1-3..... 15-9, 14-16, 13-15, 13-15

Volleycard Classic at Ball State

3/13/82..... A..... W..... 3-0..... 15-8, 15-5, 15-3

4/8/82 A..... W..... 3-1..... 15-13, 15-10, 9-15, 15-8

4/20/82..... H..... L..... 2-3..... 15-12, 14-16, 11-15, 15-3, 10-15

MIVA Championship at George Williams

4/24/82..... N..... W..... 3-0..... 15-8, 15-5, 15-12

NCAA Regional Playoff at Ohio State

5/1/82 H..... W..... 3-2..... 12-15, 15-17, 15-7, 15-7, 15-12

Penn State Tournament

1/29/83..... N..... L..... 0-2..... 9-15, 13-15

Buckeye Invitational at Ohio State

2/5/83 H..... L..... 1-2..... 15-10, 14-16, 8-15

Pittsburgh Invitational

2/12/83..... N..... L..... 2-3..... 15-11, 7-15, 15-6, 13-15, 8-15

Volleycard Classic at Ball State

4/1/83 A..... L..... 0-3..... 9-15, 13-15, 12-15

4/8/83 H..... W..... 3-0..... 15-10, 15-6, 15-5

4/20/83..... A..... W..... 3-2..... 12-15, 3-15, 15-10, 15-6, 15-8

MIVA Championship at Ball State

4/23/83..... N..... W..... 3-2..... 13-15, 15-9, 15-8, 8-15, 15-10

Excaliber Tournament at York Canada

1/7/84 N..... L..... 1-3..... 17-15, 8-15, 11-15, 7-15

Buckeye Invitational at Ohio State

2/5/84 H..... W..... 3-0..... 15-10, 15-10, 15-8

3/14/84..... A..... L..... 1-3..... 8-15, 15-13, 8-15, 13-15



RESULTS BY OPPONENT

Volleycard Classic at Ball State

3/31/84.....A.....W.....3-2.....15-17, 15-12, 15-12, 6-15, 15-11
 4/13/84.....H.....W.....3-2.....15-12, 7-15, 15-5, 13-15, 15-9
 MIVA Championship at Indiana-Purdue
 4/21/84.....N.....L.....1-3.....16-14, 15-17, 10-15, 12-15
 NCAA Regional Playoff at Ohio State
 //84.....H.....L.....2-3.....15-10, 15-9, 13-15, 12-15, 5-15

George Williams Tournament

1/18/85.....N.....W.....3-2.....15-13, 10-15, 15-12, 8-15, 15-12
 Buckeye Invitational at Ohio State
 2/2/85.....H.....L.....1-3.....11-15, 15-11, 4-15, 4-15
 3/13/85.....A.....L.....1-3.....0-15, 15-5, 14-16, 8-15

Cardinal Classic at Ball State

3/30/85.....A.....L.....2-3.....14-16, 15-17, 15-8, 15-12, 12-15
 4/10/85.....H.....L.....0-3.....10-15, 7-15, 14-16

MIVA Championship at Ball State

4/20/85.....A.....L.....2-3.....15-12, 15-12, 6-15, 14-16, 3-15
 3/21/86.....A.....W.....3-2.....4-15, 15-9, 10-15, 15-10, 16-14

Cardinal Classic at Ball State

3/29/86.....H.....L.....0-3.....7-15, 12-15, 11-15
 4/4/86.....H.....L.....1-3.....12-15, 15-4, 9-15, 13-15

MIVA Championship at Ohio State

4/19/86.....H.....W.....3-1.....10-15, 15-9, 15-10, 15-13

Penn State Invitational

1/24/87.....N.....W.....3-2.....15-12, 15-1, 8-15, 3-15, 16-14
 2/4/87.....A.....L.....1-3.....12-15, 15-17, 15-12, 10-15
 2/19/87.....H.....L.....0-3.....5-15, 4-15, 14-16
 3/13/87.....A.....W.....3-0.....15-11, 19-17, 15-5
 4/1/87.....H.....L.....1-3.....14-16, 13-15, 15-10, 10-15

MIVA Championship at Indiana-Purdue

4/25/87.....N.....W.....3-2.....15-8, 15-5, 8-15, 5-15, 18-16
 1/28/88.....H.....W.....3-1.....15-11, 15-7, 11-15, 15-12

Nittany Lion Invitational

1/30/88.....N.....L.....0-3.....3-15, 9-15, 7-15
 3/11/88.....A.....L.....1-3.....13-15, 5-15, 15-8, 9-15
 4/13/88.....H.....W.....3-1.....15-10, 14-16, 15-11, 15-4

MIVA Championship at Ball State

4/23/88.....A.....L.....2-3.....7-15, 15-12, 16-14, 7-15, 13-15
 1/16/89.....A.....L.....1-3.....13-15, 16-14, 13-15, 13-15
 3/29/89.....H.....W.....3-1.....13-15, 15-5, 15-11, 15-4
 4/12/89.....A.....L.....0-3.....6-15, 0-15, 15-17

MIVA Championship at Ohio State

4/22/89.....H.....L.....0-3.....10-15, 5-15, 17-19
 1/17/90.....H.....L.....2-3.....12-15, 15-10, 15-8, 8-15, 10-15

Nittany Lion Invitational at Penn State

1/19/90.....N.....L.....0-3.....13-15, 7-15, 13-15
 2/21/90.....A.....L.....0-3.....6-15, 13-15, 7-15
 4/11/90.....H.....L.....0-3.....10-15, 4-15, 11-15

MIVA Championship Semifinal at Indiana-Purdue

4/20/90.....N.....L.....0-3.....5-15, 3-15, 7-15

Asica Qualifier at Indiana-Purdue

1/18/91.....N.....L.....0-3.....13-15, 3-15, 12-15
 2/13/91.....H.....W.....3-0.....15-8, 15-12, 15-7
 4/10/91.....A.....L.....1-3.....12-15, 12-15, 15-8, 11-15

MIVA Championship Semifinal at Ball State

4/19/91.....A.....L.....1-3.....15-8, 14-16, 14-16, 13-15

Nittany Lion Invitational at Penn State

1/24/92.....N.....W.....3-0.....15-0, 15-13, 15-13

Nittany Lion Invitational at Penn State

1/25/92.....N.....W.....3-0.....15-4, 15-6, 15-3
 3/12/92.....H.....L.....2-3.....12-15, 7-15, 15-5, 17-15, 11-15
 4/8/92.....A.....L.....0-3.....13-15, 8-15, 14-16

MIVA Championship Semifinal at Ohio State

4/17/92.....H.....W.....3-2.....12-15, 15-8, 15-8, 10-15, 16-14
 2/11/93.....A.....W.....3-1.....8-15, 15-10, 15-11, 15-13
 4/14/93.....H.....W.....3-1.....14-16, 15-11, 15-9, 15-8
 4/6/94.....A.....W.....3-1.....15-7, 15-9, 7-15, 15-11
 4/15/94.....H.....L.....2-3.....12-15, 6-15, 15-9, 15-10, 11-15

MIVA Playoff at Indiana-Purdue

4/22/94.....N.....L.....1-3.....6-15, 16-14, 11-15, 12-15

1/28/95.....H.....W.....3-1.....15-7, 15-11, 12-15, 15-11

2/9/95.....A.....L.....0-3.....5-15, 5-15, 7-15

At George Mason Invitational

4/7/95.....N.....L.....2-3.....16-14, 13-15, 15-11, 8-15, 13-15

MIVA Championship at Ball State

4/22/95.....A.....L.....0-3.....5-15, 16-17, 9-15

2/28/96.....H.....W.....3-1.....15-13, 15-7, 6-15, 15-12

3/28/96.....A.....L.....0-3.....6-15, 10-15, 9-15

2/25/97.....A.....L.....1-3.....15-9, 14-16, 2-15, 8-15

4/9/97.....H.....L.....0-3.....9-15, 11-15, 13-15

MIVA Semifinals at Indiana-Purdue

4/18/97.....N.....L.....0-3.....6-15, 14-16, 6-15

2/14/98.....H.....W.....3-0.....15-8, 15-8, 15-7

4/1/98.....A.....W.....3-0.....15-10, 15-6, 15-12

1/21/99.....H.....W.....3-0.....15-12, 15-2, 15-12

2/4/99.....A.....W.....3-2.....15-11, 13-15, 13-15, 15-11, 15-11

MIVA Semifinals at Lewis

4/23/99.....N.....W.....3-2.....15-17, 6-15, 15-6, 15-10, 15-12

1/20/00.....A.....W.....3-0.....15-7, 16-14, 15-10

4/8/00.....H.....W.....3-0.....15-6, 15-13, 15-3

MIVA Semifinals at Ohio State

4/28/00.....H.....W.....3-0.....15-9, 15-11, 16-14

2/4/01.....A.....L.....1-3.....27-30, 26-30, 30-28, 24-30

3/3/01.....H.....W.....3-0.....30-25, 31-29, 30-22

MIVA Semifinals at Quincy

4/27/01.....N.....W.....3-1.....30-22, 22-30, 30-19, 30-24

2/23/02.....H.....L.....2-3.....26-30, 30-28, 30-26, 24-30, 13-15

3/30/02.....A.....L.....0-3.....15-30, 23-30, 27-30

2/21/03.....A.....W.....3-2.....26-30, 33-31, 30-28, 26-30, 15-11

4/12/03.....H.....L.....0-3.....28-30, 22-30, 32-34

2/27/04.....A.....L.....1-3.....27-30, 23-30, 30-26, 29-31

4/16/04.....H.....W.....3-1.....30-27, 30-27, 24-30, 30-24

2/11/05.....H.....W.....3-0.....30-19, 30-21, 30-22

4/1/05.....A.....W.....3-2.....30-21, 29-31, 26-30, 30-21, 15-10

MIVA Semifinals at Loyola

4/29/05.....N.....W.....3-2.....30-25, 26-30, 30-22, 19-30, 15-10

2/25/06.....A.....W.....3-0.....31-29, 30-22, 30-28

4/7/06.....H.....L.....0-3.....21-30, 29-31, 22-30

3/9/07.....H.....W.....3-1.....30-21, 28-30, 30-26, 30-23

4/13/07.....A.....L.....1-3.....30-20, 29-31, 18-30, 27-30

MIVA Semifinals at Ohio State

4/26/07.....H.....W.....3-1.....30-26, 30-25, 26-30, 31-29

2/15/08.....A.....L.....1-3.....30-26, 28-30, 30-32, 29-31

4/10/08.....H.....W.....3-1.....28-30, 30-27, 30-23, 30-23

MIVA Championship at Ohio State

4/26/08.....H.....W.....3-0.....30-19, 30-24, 30-21

3/11/09.....H.....W.....3-2.....30-25, 20-30, 30-21, 26-30, 15-12

3/27/09.....A.....W.....3-2.....27-30, 21-30, 30-26, 30-27, 15-10

MIVA Championship at Ohio State

5/2/09.....H.....W.....3-0.....30-25, 32-30, 30-19

2/5/10.....A.....W.....3-0.....30-28, 34-32, 30-23

4/16/10.....H.....W.....3-0.....30-26, 30-26, 30-19

MIVA Tournament Semifinals at Ohio State

4/28/10.....H.....W.....3-1.....30-24, 27-30, 30-28, 30-27

2/18/11.....A.....W.....3-0.....25-16, 25-21, 28-26

3/11/11.....H.....W.....3-1.....25-21, 25-18, 15-25, 25-22

2/15/12.....H.....W.....3-0.....25-15, 25-22, 25-17

3/18/12.....A.....L.....2-3.....25-21, 23-25, 25-23, 23-25, 12-15

MIVA Tournament Semifinals at Ohio State

4/25/12.....H.....W.....3-0.....25-14, 25-18, 25-15

2/17/13.....H.....W.....3-1.....28-26, 22-25, 25-19, 25-23

3/22/13.....A.....L.....0-3.....15-25, 21-25, 21-25

2/26/14.....H.....L.....1-3.....25-20, 24-26, 20-25, 24-26

3/22/14.....A.....L.....1-3.....26-28, 25-22, 22-25, 20-25

2/21/15.....A.....L.....0-3.....19-25, 22-25, 23-25

4/9/15.....H.....W.....3-0.....25-17, 25-18, 30-28

MIVA Tournament Quarterfinals at Ohio State

4/24/15.....H.....W.....3-0.....25-16, 27-25, 25-19

2/6/16.....H.....L.....2-3.....25-14, 25-16, 23-25, 11-25, 16-18

4/25/16.....A.....W.....3-1.....25-22, 21-25, 25-22, 22-15

2/2/17.....A.....W.....3-0.....29-27, 25-19, 25-22



RESULTS BY OPPONENT

3/25/17 H..... W..... 3-0..... 25-16, 25-15, 25-19
 MIVA Tournament Semifinals
 4/19/17 H..... W..... 3-2..... 25-14, 25-23, 23-25, 23-25, 15-13
 2/8/18 H..... W..... 3-2..... 21-25, 25-13, 18-25, 27-25, 15-10
 4/7/18 A..... L..... 2-3..... 25-16, 25-22, 22-25, 17-25, 13-15
 1/26/19 A..... L..... 1-3..... 25-14, 20-25, 22-25, 22-25
 4/6/19 H..... W..... 3-2..... 19-25, 25-17, 15-25, 25-23, 15-9
 MIVA Tournament Quarterfinals at Ball State
 4/10/21 A..... L..... 3-2..... 29-31, 19-25, 25-21, 26-28

Barton, 1-0

1/27/17 H..... W..... 3-0..... 25-21, 25-14, 25-17

Bowling Green, 26-0

Ohio State Invitational

4/3/71 H..... W..... 2-0..... 15-4, 15-12
 3/12/71 H..... W..... 3-0..... 15-4, 15-9, 15-9
 2/9/71 A..... W..... 3-0..... 15-8, 15-8, 15-4
 YMCA Tournament at Columbus, Ohio

1/30/71 N..... W..... 2-0..... 15-3, 15-2
 4/7/72 H..... W..... 3-0..... 15-4, 15-4, 15-10
 2/23/72 A..... W..... 3-0..... 15-4, 15-4, 15-10
 4/25/73 H..... W..... 3-0..... na

Ohio State Invitational

4/14/73 H..... W..... 2-1..... na
 4/4/73 A..... W..... 3-0..... na

Ohio State Invitational

3/15/74 H..... W..... 2-0..... 15-8, 15-7

Ball State Invitational

3/23/74 N..... W..... 2-0..... na

3/27/74 H..... W..... 3-1..... 15-10, 9-15, 15-13, 15-7

4/17/74 A..... W..... 3-0..... na

4/12/75 A..... W..... 3-0..... 15-3, 15-4, 17-15

4/25/75 H..... W..... 3-0..... 15-1, 15-7, 15-12

4/6/76 H..... W..... 3-0..... 15-3, 15-4, 15-8

4/21/76 A..... W..... 3-0..... 15-1, 15-4, 15-3

Ohio State Invitational

3/5/77 H..... W..... 2-0..... 15-1, 15-0

4/12/77 H..... W..... 2-0..... 15-0, 15-2, 15-1

4/20/77 A..... W..... 3-0..... 15-1, 15-0, 15-1

/ /83 H..... W..... 3-0..... 15-6, 15-1, 15-10

2/15/84 H..... W..... 3-1..... 15-3, 7-15, 15-13, 15-11

/ /84 A..... W..... 3-0..... 15-8, 15-7, 15-9

2/6/85 A..... W..... 3-0..... 15-5, 15-7, 15-3

3/6/85 H..... W..... 3-0..... 15-6, 15-12, 15-5

2/12/86 A..... W..... 3-0..... 15-14, 15-4, 15-11

Brigham Young, 6-14

Played at ?

?/??/87 N..... L..... 1-3..... 15-11, 9-15, 10-15, 14-16

1/11/90 H..... L..... 1-3..... 10-15, 15-9, 8-15, 14-16

3/16/90 A..... L..... 0-3..... 12-15, 11-15, 15-17

1/30/91 H..... W..... 3-1..... 9-15, 16-14, 15-10, 15-13

3/23/91 A..... W..... 3-2..... 7-15, 15-9, 14-16, 15-11, 17-16

3/21/92 A..... L..... 0-3..... 10-15, 2-15, 10-15

3/20/93 A..... L..... 0-3..... 11-15, 9-15, 15-17

1/15/99 H..... L..... 1-3..... 15-13, 13-15, 15-17, 4-15

1/16/99 H..... L..... 2-3..... 5-15, 11-15, 15-10, 16-14, 13-15

3/24/00 A..... W..... 3-2..... 15-8, 7-15, 15-8, 12-15, 15-10

3/25/00 A..... W..... 3-0..... 15-12, 15-10, 15-12

1/1/02 A..... L..... 0-3..... 32-34, 23-30, 25-30

1/2/02 H..... L..... 1-3..... 25-30, 25-30, 30-28, 26-30

1/23/04 H..... L..... 0-3..... 27-30, 27-30, 26-30

1/24/04 H..... L..... 1-3..... 23-30, 23-30, 30-28, 25-30

Active Ankle Classic, Long Beach, Calif.

3/17/06 N..... L..... 1-3..... 30-27, 24-30, 21-30, 30-32

NCAA Championship Match at Penn State

5/7/16 N..... W..... 3-0..... 32-30, 25-23, 25-17

NCAA Championship Match at Ohio State

5/6/17 H..... W..... 3-0..... 25-19, 25-20, 25-22

1/13/18 H..... L..... 2-3..... 25-21, 21-25, 20-25, 25-21, 8-15

1/10/19 A..... L..... 0-3..... 20-25, 23-25, 25-27

Cal-Baptist, 2-0

Penn State Invitational, University Park, Pa.

2/3/12 N..... W..... 3-1..... 23-25, 27-25, 25-20, 25-21

1/6/15 A..... W..... 3-1..... 29-31, 25-18, 25-20, 26-24

Cal San Diego, 0-2

1/18/03 A..... L..... 1-3..... 30-26, 27-30, 26-30, 20-30

1/19/03 A..... L..... 0-3..... 28-30, 23-30, 15-30

Cal State Northridge, 4-4

Pittsburgh Tournament

2/13/82 N..... W..... 2-1..... 14-16, 15-4, 15-12

3/22/87 A..... L..... 2-3..... 15-10, 16-14, 5-15, 7-15, 13-15

3/19/88 A..... L..... 0-3..... 11-15, 3-15, 13-15

3/27/91 A..... L..... 2-3..... 15-7, 10-15, 15-13, 9-15, 10-15

3/21/95 A..... W..... 3-0..... 15-11, 15-8, 16-14

3/21/99 A..... W..... 3-0..... 15-9, 15-12, 15-13

Played at Penn State

2/4/11 N..... W..... 3-0..... 25-14, 25-19, 25-16

Played at Long Beach State

3/15/14 N..... L..... 2-3..... 22-25, 25-23, 31-29, 21-25, 13-15

Carnegie Mellon, 1-0

Pittsburgh Invitational

2/9/79 N..... W..... 2-0..... 15-0, 15-6

Carthage, 4-0

3/5/06 H..... W..... 3-0..... 30-18, 32-30, 30-17

1/27/07 H..... W..... 3-1..... 30-24, 26-30, 32-30, 30-21

2/19/10 H..... W..... 3-0..... 30-23, 30-23, 30-19

2/19/12 H..... W..... 3-1..... 18-25, 25-21, 25-18, 25-16

Charleston, 2-0

2/2/18 A..... W..... 3-0..... 25-17, 25-9, 25-23

1/4/19 H..... W..... 3-0..... 25-17, 25-18, 25-15

Cincinnati, 9-0

2/8/69 H..... W..... 2-0..... 15-1, 15-3

Ohio State Invitational

2/2/80 H..... W..... 2-0..... 15-5, 15-10

2/21/80 A..... W..... 3-0..... 15-3, 15-7, 15-9

4/15/80 H..... W..... 3-0..... 15-1, 15-8, 15-10

Pittsburgh Invitational

2/13/81 N..... W..... 2-0..... 15-5, 15-3

4/17/81 H..... W..... 3-0..... 15-1, 15-5, 15-9

Buckeye Invitational at Ohio State

2/5/82 H..... W..... 2-0..... 15-4, 15-3

2/19/82 H..... W..... 3-0..... 15-2, 15-1, 15-8

4/2/82 A..... W..... 3-0..... 15-4, 15-11, 15-8

Clarke College, 20-0

2/20/98 A..... W..... 3-0..... 15-3, 15-11, 15-12

3/13/98 H..... W..... 3-0..... 15-9, 15-8, 15-7

MIVA Quarterfinal at Ohio State

4/11/98 H..... W..... 3-0..... 15-2, 15-4, 15-4

3/12/99 H..... W..... 3-0..... 15-2, 15-4, 15-5

3/26/99 A..... W..... 3-0..... 15-1, 15-1, 15-10

2/4/00 A..... W..... 3-0..... 15-4, 15-3, 15-8

3/3/00 H..... W..... 3-0..... 15-7, 15-4, 15-9

MIVA Quarterfinal at Ohio State

4/22/00 H..... W..... 3-0..... 15-3, 15-9, 15-6

3/23/01 A..... W..... 3-0..... 30-21, 30-24, 30-28

3/2/01 H..... W..... 3-0..... 30-25, 30-16, 30-17

2/16/02 A..... W..... 3-0..... 30-8, 30-24, 30-14

3/27/02 H..... W..... 3-0..... 30-15, 30-17, 30-15

2/7/03 H..... W..... 3-0..... 30-16, 30-16, 30-23

3/1/03 A..... W..... 3-0..... 30-18, 30-19, 30-12



RESULTS BY OPPONENT

2/7/04 H..... W..... 3-0..... 30-17, 30-17, 30-25
 3/20/04 A..... W..... 3-0..... 30-24, 30-18, 35-33
 2/27/05 A..... W..... 3-0..... 30-26, 30-18, 30-25
 3/2/05 H..... W..... 3-0..... 30-11, 30-21, 30-20
 2/19/06 A..... W..... 3-0..... 30-24, 30-28, 30-16
 1/10/07 H..... W..... 3-0..... 30-16, 30-21, 30-15

Concordia College 2-0

Sports Corp Shootout, Ft. Wayne, Ind.

1/15/00 N..... W..... 3-0..... 15-5, 16-14, 15-11
 1/13/03 H..... W..... 3-0..... 30-25, 30-28, 30-27

Coker, 1-0

1/22/17 H..... W..... 3-0..... 25-11, 25-15, 25-23

Cornell, 2-0

Nittany Lion Invitational at Penn State

1/27/80 N..... W..... 2-0..... 15-5, 15-5

Naval Academy Invitational

4/10/88 N..... W..... 3-0..... 15-4, 15-6, 15-1

Dalhousie, 1-2

Excaliber Tournament at York Canada

1/6/84 N..... W..... 3-0..... 15-10, 15-9, 15-13

Sherbrooke Invitational

11/25/88 N..... L..... 1-3..... 10-15, 15-13, 15-6, 15-4

Sherbrooke Invitational

11/26/88 N..... L..... 1-3..... 2-15, 6-15, 15-6, 11-15

Delaware, 3-0

Ohio State Invitational

3/5/77 H..... W..... 2-0..... 15-10, 15-4

Ohio State Invitational

3/3/78 H..... W..... 2-0..... 16-14, 15-5

Ohio State Invitational

3/4/78 H..... W..... 2-0..... 15-12, 15-10

D'Youville, 2-0

1/30/04 H..... W..... 3-0..... 30-28, 30-13, 30-21

1/8/07 H..... W..... 3-0..... 30-14, 30-21, 30-14

Earlham, 35-2

MIVA Tournament Finals at Ohio State

4/27/68 H..... W..... na..... na

MIVA Tournament Finals at Ohio State

4/27/68 H..... W..... na..... na

MIVA Tournament-2nd Round at Ball State

4/20/68 N..... W..... na..... na

MIVA Tournament-1st Round at Earlham

4/6/68 A..... W..... 2-0..... 15-2, 15-12

MIVA Tournament-1st Round at Earlham

4/6/68 A..... W..... na..... na

3/2/68 A..... L..... 1-3..... 6-15, 7-15, 15-10, 10-15

MIVA Tournament-2nd Round at Earlham

4/19/69 A..... W..... 2-1..... 14-16, 15-7, 15-3

Played at Indiana

2/22/69 N..... W..... 3-0..... 15-1, 15-10, 15-7

Played at Indiana Tech

4/11/70 N..... W..... 3-0..... 15-12, 15-9, 15-8

/ /70 H..... W..... 2-0..... na

3/13/71 H..... W..... 3-0..... 15-6, 15-3, 15-12

3/6/71 A..... W..... 3-1..... 15-13, 15-12, 10-15, 15-3

YMCA Tournament at Columbus, Ohio

1/30/71 N..... L..... 0-2..... 5-15, 10-15

4/19/72 H..... W..... 3-0..... 15-4, 15-3, 15-7

3/8/72 A..... W..... 3-0..... 15-8, 15-10, 15-2

4/18/73 A..... W..... 3-0..... 15-13, 15-3, 16-14

3/30/73 H..... W..... 3-1..... 15-6, 15-6, 7-15, 15-8

4/1/74 H..... W..... 3-0..... 15-6, 15-5, 15-4

4/15/74 A..... W..... 3-1..... 15-2, 15-5, 11-15, 15-10

4/11/75 A..... W..... 3-0..... 15-13, 15-8, 15-7

4/30/75 H..... W..... 3-0..... 15-2, 15-8, 15-6

3/5/76 H..... W..... 3-0..... 15-4, 15-5, 15-12

4/9/76 A..... W..... 3-0..... 15-8, 15-6, 17-15

3/29/77 A..... W..... 3-0..... 15-4, 15-8, 15-9

4/5/77 H..... W..... 3-0..... 15-2, 15-0, 15-12

MIVA Classic at George Williams

2/24/78 N..... W..... 3-0..... 15-7, 15-2, 15-6

4/4/78 A..... W..... 3-0..... 15-5, 15-5, 15-9

4/11/78 H..... W..... 3-0..... 15-6, 15-5, 15-2

4/10/79 H..... W..... 3-0..... 15-8, 15-0, 15-5

4/17/79 A..... W..... 3-1..... 15-3, 14-16, 15-9, 15-2

3/4/80 A..... W..... 3-0..... 15-2, 15-2, 15-8

4/1/80 H..... W..... 3-0..... 15-1, 15-2, 15-10

2/24/82 H..... W..... 3-0..... 15-10, 15-5, 15-4

4/17/82 A..... W..... 3-0..... 15-4, 15-2, 15-5

2/16/83 H..... W..... 3-1..... 12-15, 15-10, 15-2, 15-12

3/30/83 A..... W..... 3-1..... 15-4, 15-5, 8-15, 15-3

MIVA Championship Semifinal at Ball State

4/22/83 N..... W..... 3-0..... 15-1, 15-8, 15-4

East Stroudsburg, 10-1

Ohio State Invitational

3/5/77 H..... W..... 2-0..... 15-5, 15-5

Nittany Lion Invitational at Penn State

1/27/80 N..... W..... 2-0..... 15-5, 15-4

Edinboro Tournament

2/9/85 N..... L..... 0-3..... 13-15, 13-15, 6-15

New Jersey Inst. Of Tech. Tournament

2/1/86 N..... W..... 3-0..... 15-11, 15-13

2/3/86 A..... W..... 3-1..... 14-8, 12-15, 15-7, 15-1

Ohio State Invitational

2/9/86 H..... W..... 3-1..... 16-14, 15-7, 13-15, 15-12

2/12/87 A..... W..... 3-2..... 13-15, 15-10, 12-15, 15-6, 15-6

Naval Academy Invitational

4/9/88 N..... W..... 3-0..... 15-4, 15-11, 15-5

Hall of Fame Classic, Springfield, Massachusetts

2/5/94 N..... W..... 3-0..... 15-11, 15-9, 15-12

3/28/94 H..... W..... 3-1..... 15-13, 12-15, 15-6, 16-14

3/25/96 H..... W..... 3-2..... 12-15, 12-15, 15-8, 15-12, 17-15

Eastern Mennonite, 3-0

St. Francis (Pa.) Volleyball Classic

1/23/93 N..... W..... 3-0..... 15-0, 15-3, 15-6

Best of Five Tournament at Worthington High School

1/15/94 N..... W..... 3-0..... 15-11, 15-10, 15-2

Best of Five Invitational at Ohio State

1/12/97 H..... W..... 3-0..... 15-6, 15-6, 15-6

Eastern Montana, 4-0

Indiana-Purdue Invitational

2/5/88 N..... W..... 3-0..... 15-4, 15-3, 15-2

1/15/93 H..... W..... 3-0..... 15-7, 16-14, 15-1

Best of Five Tournament at Ohio State

1/16/93 H..... W..... 3-0..... 15-6, 15-12, 15-5

Best of Five Tournament at Ohio State

1/17/93 H..... W..... 3-0..... 15-1, 15-3, 15-9

Edinboro, 7-0

Pittsburgh Invitational

2/15/80 N..... W..... 2-0..... 15-9, 15-3

Pittsburgh Tournament

2/12/82 N..... W..... 2-0..... 15-2, 15-3

Penn State Tournament

1/29/83 N..... W..... 2-0..... 15-1, 15-5

Edinboro State Invitational

2/12/85 A..... W..... 3-0..... 15-2, 15-7

Buckeye Invitational at Ohio State

2/1/85 H..... W..... 3-0..... 16-14, 15-6, 15-8

Edinboro Tournament

2/8/85 A..... W..... 2-0..... 15-9, 15-4



RESULTS BY OPPONENT

Edinboro Tournament

2/9/85 A..... W..... 3-2..... 15-2, 5-15, 15-5, 10-15, 15-9

Erskine, 3-0

3/18/15 H..... W..... 3-1..... 25-18, 20-25, 25-22, 25-15

1/16/16 H..... W..... 3-0..... 25-19, 25-18, 25-17

1/19/19 H..... W..... 3-0..... 25-12, 25-22, 25-17

Findlay, 11-2

4/6/01 A..... W..... 3-0..... 30-26, 30-16, 30-23

4/15/01 H..... W..... 3-0..... 30-16, 30-18, 30-22

2/8/02 H..... W..... 3-0..... 30-16, 30-22, 30-24

4/10/02 A..... W..... 3-0..... 30-17, 30-23, 30-19

2/8/03 A..... W..... 3-0..... 30-22, 30-26, 30-19

3/12/03 H..... W..... 3-0..... 32-30, 30-22, 30-22

Played at Lake High School

3/26/03 N..... W..... 3-0..... 30-24, 30-22, 30-18

2/28/04 H..... W..... 3-0..... 35-33, 31-29, 34-32

Played at Tri Village High School, New Madison, Ohio

3/26/04 N..... L..... 0-3..... 26-30, 27-30, 25-30

4/4/04 A..... W..... 3-0..... 30-20, 30-26, 30-25

Played at Elder High School, Cincinnati, Ohio

1/23/05 N..... L..... 0-3..... 27-30, 19-30, 26-30

3/25/05 A..... W..... 3-0..... 30-17, 30-23, 30-22

4/15/05 H..... W..... 3-0..... 30-25, 30-22, 30-16

George Mason, 32-26

Buckeye Collegiate Invitational

2/6/81 H..... W..... 2-0..... 15-5, 15-2

Penn State Tournament

1/29/83 N..... W..... 2-0..... 15-12, 15-9

Golden Dome Invitational at Rutgers-Newark

3/12/83 N..... W..... 3-1..... 15-3, 11-15, 15-9, 15-9

Volleycard Classic at Ball State

3/30/84 N..... L..... 2-3..... 7-15, 11-15, 15-12, 15-13, 10-15

Golden Dome Tournament at Rutgers-Newark

3/8/85 N..... L..... 1-3..... 19-17, 9-15, 0-15, 7-15

Cardinal Classic at Ball State

3/29/85 N..... L..... 0-3..... 11-15, 12-15, 9-15

Penn State Tournament

1/26/86 N..... L..... 0-3..... 5-15, 9-15, 10-15

New Jersey Inst. Of Tech. Tournament

2/1/86 N..... L..... 0-2..... 3-15, 6-15

Golden Dome Classic, Rutgers-Newark

3/8/86 N..... L..... 0-3..... 13-15, 11-15, 10-15

Cardinal Classic at Ball State

3/29/86 N..... L..... 0-3..... 11-15, 8-15, 2-15

Penn State Invitational

1/24/87 N..... L..... 1-3..... 6-15, 10-15, 15-8, 10-15

Golden Dome Invitational at Rutgers-Newark

2/13/87 N..... L..... 0-3..... 12-15, 15-17, 10-15

Ball State Invitational

3/28/87 N..... L..... 0-3..... 6-15, 8-15, 1-15

4/9/87 A..... L..... 1-3..... 8-15, 9-15, 15-12, 10-15

Nittany Lion Invitational

1/30/88 N..... L..... 2-3..... 7-15, 15-3, 15-13, 2-15, 11-15

Golden Dome Invitational at Rutgers-Newark

2/13/88 N..... L..... 1-3..... 13-15, 7-15, 15-7, 12-15

3/14/88 H..... W..... 3-0..... 15-5, 15-7, 15-13

4/6/89 H..... W..... 3-0..... 15-7, 15-13, 15-12

Nittany Lion Invitational at Penn State

1/19/90 N..... L..... 2-3..... 2-15, 15-13, 15-10, 11-15, 14-16

2/24/90 A..... L..... 1-3..... 5-15, 9-15, 15-13, 6-15

Dutch Country Classic at Elizabethtown, Pa.

3/30/90 N..... L..... 0-3..... 11-15, 11-15, 5-15

4/5/90 H..... W..... 3-0..... 16-14, 15-12, 15-7

4/4/91 H..... L..... 0-3..... 6-15, 7-15, 4-15

2/20/93 A..... W..... 3-1..... 15-10, 15-8, 11-15, 15-5

4/1/93 H..... W..... 3-1..... 15-5, 15-11, 10-15, 15-9

Nittany Lion Invitational at Penn State

1/29/94 N..... L..... 0-3..... 13-15, 13-15, 11-15

Indiana-Purdue Invitational

1/21/95 N..... L..... 1-3..... 8-15, 15-11, 13-15, 2-15

Penn State Invitational

2/4/95 N..... L..... 2-3..... 16-17, 15-6, 15-13, 11-15, 12-15

3/30/95 H..... L..... 2-3..... 15-9, 15-13, 13-15, 6-15, 13-15

At Golden Dome Classic, Rutgers, New Jersey

3/1/96 N..... W..... 3-0..... 15-8, 15-3, 15-9

2/16/01 H..... W..... 3-0..... 30-23, 30-27, 30-24

1/26/02 A..... W..... 3-0..... 30-22, 40-38, 30-20

1/15/03 H..... W..... 3-2..... 28-30, 30-26, 30-25, 29-31, 15-11

3/29/03 A..... L..... 0-3..... 26-30, 23-30, 28-30

2/2/06 H..... W..... 3-1..... 30-28, 30-28, 26-30, 30-28

2/17/07 H..... W..... 3-0..... 30-26, 30-26, 30-25

3/4/07 A..... W..... 3-1..... 31-33, 30-27, 30-23, 30-26

2/9/08 A..... L..... 2-3..... 27-30, 30-25, 31-33, 30-27, 13-15

4/4/08 H..... W..... 3-0..... 30-21, 30-21, 30-27

2/6/09 H..... L..... 2-3..... 30-18, 27-30, 24-30, 30-25, 17-19

3/20/09 A..... L..... 1-3..... 27-30, 24-30, 31-29, 27-30

1/28/10 H..... W..... 3-0..... 30-24, 33-31, 31-29

Volleyball Hall of Fame/Morgan Classic at Springfield, Mass.

2/26/10 N..... W..... 3-0..... 30-12, 30-16, 30-25

3/22/10 A..... W..... 3-1..... 30-27, 26-30, 30-26, 30-26

1/18/11 H..... W..... 3-1..... 29-27, 25-21, 20-25, 25-17

4/16/11 A..... W..... 3-0..... 25-23, 31-29, 25-16

1/19/12 H..... W..... 3-2..... 21-25, 25-21, 25-22, 23-25, 15-11

4/15/12 A..... W..... 3-0..... 25-23, 25-23, 25-22

2/2/13 H..... W..... 3-1..... 23-25, 25-17, 25-19, 25-23

1/18/14 H..... W..... 3-0..... 25-23, 25-22, 25-19

4/6/14 A..... W..... 3-1..... 25-17, 22-25, 25-23, 25-23

1/23/15 H..... W..... 3-1..... 25-18, 25-16, 21-25, 25-22

3/7/15 A..... W..... 3-1..... 25-20, 23-25, 25-19, 28-26

1/15/16 H..... W..... 3-0..... 25-22, 25-19, 25-22

NCAA Play-In Match at Penn State

5/3/16 N..... W..... 3-1..... 22-25, 25-21, 25-20, 25-21

1/10/17 H..... W..... 3-0..... 25-22, 25-22, 25-21

2/3/18 A..... W..... 3-0..... 25-16, 26-24, 25-18

1/18/19 H..... L..... 1-3..... 22-25, 25-19, 21-25, 11-25

George Williams, 34-6

MIVA Tournament Finals at Ohio State

4/27/68 H..... L..... 2-3..... na

MIVA Tournament- 1st Round at Ohio State

/ /69 H..... W..... 2-0..... na

Played at Illinois-Chicago

4/18/70 N..... W..... 3-0..... 16-14, 15-6, 15-11

Ohio State Invitational

4/4/70 H..... W..... 2-0..... 15-4, 15-10

Ohio State Invitational

4/4/70 H..... W..... 3-0..... 16-14, 15-5, 15-6

4/10/71 H..... L..... 2-3..... 11-15, 15-13, 12-15, 15-7, 6-15

Played at Toledo

2/20/71 N..... W..... 3-0..... 15-7, 16-14, 15-0

Ohio State Invitational

4/1/72 H..... W..... 3-1..... na

2/19/72 A..... W..... 3-0..... 15-7, 15-5, 15-5

4/11/73 A..... L..... 0-3..... na

3/31/73 H..... W..... 3-1..... na

Ball State Invitational

3/23/74 N..... L..... 1-2..... na

4/6/74 H..... L..... 2-3..... 15-17, 15-11, 15-12, 3-15, 12-15

4/26/74 A..... L..... 2-3..... na

3/23/75 A..... W..... 3-1..... 15-10, 12-15, 15-9, 15-10

4/4/75 H..... W..... 3-0..... 15-10, 15-3, 15-4

4/3/76 A..... W..... 3-0..... 15-0, 15-6, 15-8

4/23/76 H..... W..... 3-0..... 15-2, 15-12, 15-6

3/12/77 A..... W..... 3-0..... 15-14, 15-7, 15-12

3/21/77 H..... W..... 3-0..... 15-13, 15-2, 15-7

MIVA Classic at George Williams

2/26/78 A..... W..... 2-0..... 15-3, 15-2

4/1/78 H..... W..... 3-0..... 15-6, 15-12, 15-13

4/15/78 A..... W..... 3-2..... 15-17, 16-14, 15-2, 7-15, 15-7



RESULTS BY OPPONENT

Pittsburgh Invitational

2/10/79..... N..... W..... 2-1.....	13-15, 15-7, 15-5
4/14/79..... A..... W..... 3-1.....	15-11, 15-11, 15-6, 15-4
4/20/79..... H..... W..... 3-0.....	15-11, 15-11, 15-7
Pittsburgh Invitational	
2/16/80..... N..... W..... 2-0.....	15-9, 15-13
4/80..... H..... W..... 3-0.....	15-9, 15-1, 15-6
MIVA Championship Semifinal at Ohio State	
5/1/81..... H..... W..... 3-0.....	15-4, 15-4, 15-6
1/30/82..... A..... W..... 3-0.....	15-5, 15-5, 15-7
Played at Purdue	
2/27/82..... N..... W..... 3-0.....	15-1, 15-3, 15-8

Played at Earlham

4/17/82..... N..... W..... 3-0.....	15-12, 14-16, 11-15, 15-3, 10-15
/ /83..... H..... W..... 3-0.....	15-7, 15-7, 15-12
2/26/83..... A..... W..... 3-1.....	15-1, 15-1, 11-15, 15-6
3/3/84..... A..... W..... 3-0.....	15-12, 15-5, 15-13
4/14/84..... H..... W..... 3-0.....	15-6, 15-5, 15-7
George Williams Tournament	
1/19/85..... A..... W..... 3-0.....	15-12, 15-8, 15-5
Buckeye Invitational at Ohio State	
2/1/85..... H..... W..... 3-0.....	15-7, 15-3, 15-12
2/23/85..... A..... W..... 3-0.....	18-16, 15-4, 15-13
4/13/85..... H..... W..... 3-0.....	15-4, 15-8, 19-17

Graceland, 16-0

Ohio State Invitational	
4/1/72..... H..... W..... 3-1.....	na
Ball State Invitational	
3/24/73..... N..... W..... 2-1.....	2-15, 13-11, 15-9
3/21/73..... H..... W..... 3-1.....	na
3/28/75..... H..... W..... 3-1.....	15-13, 13-15, 15-5, 15-11
Ohio State Invitational	
3/29/75..... H..... W..... 2-0.....	15-13, 15-11
Volleycard Classic at Ball State	
3/12/82..... N..... W..... 3-0.....	15-7, 15-5, 15-5
3/17/87..... H..... W..... 3-1.....	15-3, 10-15, 15-13, 15-12
//87..... A..... W..... 3-0.....	15-12, 15-6, 15-9
At Chicago, Illinois	
3/5/88..... N..... W..... 3-1.....	15-11, 11-15, 15-8, 15-10
4/12/88..... H..... W..... 3-0.....	15-8, 15-7, 15-11
3/27/89..... H..... W..... 3-1.....	15-5, 15-2, 13-15, 15-3
Played at Mantino, Illinois	
4/1/89..... N..... W..... 3-1.....	15-5, 15-9, 13-15, 15-10
2/17/90..... A..... W..... 3-0.....	15-7, 15-7, 15-10
4/4/90..... H..... W..... 3-1.....	15-11, 15-13, 9-15, 15-1
3/21/91..... H..... W..... 3-0.....	15-8, 15-6, 15-5/non-ncaa
3/12/95..... H..... W..... 3-0.....	15-9, 15-12, 15-12

Grand Canyon, 16-2

1/22/10..... H..... W..... 3-0.....	30-23, 30-16, 30-22
1/23/10..... H..... W..... 3-0.....	30-24, 30-22, 30-25
3/20/11..... A..... W..... 3-0.....	25-17, 25-22, 25-16
3/21/11..... A..... W..... 3-0.....	25-16, 25-20, 25-16
4/5/12..... H..... W..... 3-2.....	22-25, 25-14, 26-24, 23-25, 15-7
4/6/12..... H..... W..... 3-1.....	25-16, 22-25, 25-19, 25-18
3/8/13..... A..... W..... 3-0.....	25-23, 25-17, 26-24
3/9/13..... A..... W..... 3-0.....	25-21, 25-14, 25-15
MIVA Quarterfinal at Ohio State	
4/20/13..... H..... L..... 2-3.....	21-25, 25-23, 25-11, 16-25, 13-15
2/21/14..... H..... W..... 3-0.....	25-18, 31-29, 25-23
2/22/14..... H..... W..... 3-0.....	25-18, 25-21, 25-20
2/27/15..... A..... W..... 3-1.....	25-18, 16-25, 25-21, 25-20
2/28/15..... A..... L..... 2-3.....	25-19, 23-25, 21-25, 25-21, 12-15
2/19/16..... H..... W..... 3-0.....	25-17, 26-24, 25-18
2/20/16..... H..... W..... 3-1.....	25-22, 25-23, 17-25, 25-16
2/24/17..... A..... W..... 3-1.....	25-19, 17-25, 26-24, 25-23
2/26/17..... A..... W..... 3-2.....	25-18, 22-25, 25-22, 25-27, 15-11
MIVA Tournament Finals at Ohio State	
4/22/17..... H..... W..... 3-0.....	25-16, 25-22, 25-11

Guelph, 9-0

Pittsburgh Invitational	
2/10/79..... N..... W..... 2-0.....	15-3, 15-3
Buckeye Invitational at Ohio State	
2/4/84..... H..... W..... 3-0.....	15-8, 15-8, 15-13
Edinboro State Invitational	
2/11/84..... N..... W..... 2-0.....	15-8, 15-13
Edinboro Tournament	
2/8/85..... N..... W..... 2-0.....	16-14, 16-14
Indiana-Purdue Tournament	
1/18/86..... N..... W..... 3-0.....	15-7, 15-6, 15-11
1/10/87..... H..... W..... 3-1.....	15-6, 13-15, 15-7, 15-13
2/7/87..... H..... W..... 3-2.....	15-8, 14-16, 15-11, 9-15, 17-15
Guelph Invitational	
11/28/87..... A..... W..... 3-0.....	15-11, 15-8, 15-10
2/19/88..... H..... W..... 3-1.....	15-5, 16-14, 13-15, 15-11

Harvard, 0-1

3/18/14..... H..... L..... 2-3.....	15-25, 19-25, 25-20, 25-21, 15-17
-------------------------------------	-----------------------------------

Hawai'i, 2-5

Outrigger Hotels Invitational, Honolulu, Hawai'i	
1/19/06..... A..... L..... 0-3.....	19-30, 22-30, 21-30
Outrigger Hotels Invitational, Honolulu, Hawai'i	
1/8/09..... A..... L..... 0-3.....	27-30, 24-30, 29-31
Outrigger Hotels Invitational, Honolulu, Hawai'i	
1/7/10..... A..... L..... 0-3.....	20-30, 20-30, 26-30
Outrigger Hotels Invitational, Honolulu, Hawai'i	
1/10/13..... A..... W..... 3-2.....	22-25, 25-23, 20-25, 25-17, 15-12
Outrigger Hotels Invitational, Honolulu, Hawai'i	
1/9/14..... A..... L..... 0-3.....	22-25, 21-25, 21-25
1/8/15..... A..... L..... 1-3.....	19-25, 22-25, 25-17, 23-25
NCAA Semifinals at Ohio State	
5/4/17..... H..... W..... 3-0.....	25-23, 25-18, 25-19

Illinois, 7-0

MIVA Tournament-1st Round at Earlham	
4/6/68..... N..... W..... na.....	na
Big Ten Tournament at Indiana	
2/21/76..... N..... W..... 2-0.....	15-6, 15-10
Big Ten Invitational at Michigan	
2/12/77..... N..... W..... 2-0.....	11-3, 11-0
Big Ten Invitational at Michigan	
2/12/77..... N..... W..... 2-0.....	15-6, 16-14
Big Ten Championship at Ohio State	
2/18/78..... H..... W..... 2-0.....	11-0, 11-2
Big Ten Championship at Ohio State	
2/18/78..... H..... W..... 2-0.....	15-8, 15-4
Big Ten Invitational at Indiana	
2/24/79..... N..... W..... 2-0.....	15-12, 19-17

Illinois-Chicago, 3-0

MIVA Playoff at Ball State	
4/26/69..... N..... W..... 2-0.....	16-14, 15-2
4/17/70..... A..... W..... 3-0.....	16-14, 15-11, 15-4
Ohio State Invitational	
4/4/70..... H..... W..... 3-0.....	15-5, 16-14, 15-10

Indiana, 34-0

MIVA Tournament-2nd Round at Ball State	
4/20/68..... N..... W..... na.....	na
MIVA Tournament-1st Round at Earlham	
4/6/68..... N..... W..... na.....	na
3/30/68..... H..... W..... 2-0.....	15-11, 15-12
Ohio State Invitational	
4/4/69..... H..... W..... 2-0.....	na
2/22/69..... A..... W..... 3-0.....	15-0, 15-2, 15-8
2/8/68..... H..... W..... 2-0.....	15-3, 15-6
//70..... H..... W..... 3-0.....	na
4/13/71..... A..... W..... 2-0.....	15-8, 15-2
4/13/72..... H..... W..... 3-0.....	15-6, 15-5, 15-11



RESULTS BY OPPONENT

4/5/72.....A.....W.....3-1.....12-15, 15-13, 15-9, 15-9	Penn State Invitational
4/28/73.....A.....W.....3-2.....na	2/3/95.....N.....W.....3-1.....15-3, 15-4, 14-16, 15-13
4/21/73.....H.....W.....3-1.....na	2/6/98.....A.....W.....3-0.....15-9, 15-2, 15-6
Ball State Invitational	3/11/98.....H.....W.....3-0.....15-8, 15-9, 15-13
3/24/73.....N.....W.....2-1.....11-15, 15-5, 15-11	1/20/01.....H.....W.....3-0.....30-16, 30-18, 30-22
Ball State Invitational	1/25/02.....A.....W.....3-0.....30-15, 30-28, 30-25
3/23/74.....N.....W.....2-0.....na	1/16/04.....H.....W.....3-2.....23-30, 30-21, 33-35, 30-27, 15-11
4/12/74.....H.....W.....3-0.....15-9, 15-8, 15-4	1/14/05.....H.....W.....3-0.....30-24, 30-21, 30-22
4/20/74.....A.....W.....3-0.....15-2, 15-2, 15-5	2/4/05.....A.....W.....3-0.....30-20, 30-27, 30-26
Ohio State Invitational	3/3/06.....H.....W.....3-2.....27-30, 26-30, 30-23, 30-28, 15-7
3/29/75.....H.....W.....2-0.....15-4, 15-5	2/17/08.....H.....W.....3-0.....30-22, 30-28, 30-19
4/8/75.....A.....W.....3-0.....15-6, 15-4, 15-8	1/18/09.....H.....W.....3-0.....30-23, 30-24, 30-25
4/14/75.....H.....W.....3-0.....15-2, 15-6, 15-2	3/4/09.....A.....L.....2-3.....30-28, 23-30, 28-30, 30-27, 12-15
Big Ten Tournament at Indiana	1/18/10.....A.....W.....3-0.....30-26, 30-21, 30-28
2/21/76.....A.....W.....2-0.....15-9, 15-11	1/31/10.....H.....W.....3-0.....30-18, 30-25, 30-26
Ohio State Invitational	1/29/11.....A.....W.....3-1.....25-22, 19-25, 25-23, 25-18
2/28/76.....H.....W.....2-0.....15-2, 15-7	2/27/11.....H.....W.....3-0.....25-12, 25-20, 25-15
4/10/76.....A.....W.....3-0.....15-4, 16-14, 15-13	2/22/13.....H.....W.....3-0.....25-12, 25-22, 25-19
4/16/76.....H.....W.....3-0.....15-7, 15-10, 15-5	
Big Ten Invitational at Michigan	Kellogg C.C., 17-7
2/12/77.....N.....W.....2-0.....15-12, 15-2	4/1/74.....H.....W.....3-1.....9-15, 15-5, 15-9 15-7
Ohio State Invitational	Played at Bowling Green
3/5/77.....H.....W.....2-0.....15-4, 15-9	4/17/74.....N.....W.....3-0.....na
3/17/77.....A.....W.....3-0.....15-12, 15-2, 17-15	3/12/75.....H.....L.....1-3.....11-15, 8-15, 15-11, 9-15
4/14/77.....H.....W.....3-0.....15-1, 15-0, 15-7	3/21/75.....A.....L.....1-3.....15-9, 14-16, 13-15, 10-15
Big Ten Championship at Ohio State	George Williams College Tournament
2/18/78.....H.....W.....2-0.....11-1, 11-6	//76.....N.....W.....2-0.....15-7, 15-5
Big Ten Championship at Ohio State	3/30/76.....H.....W.....3-0.....17-15, 15-13, 15-10
2/18/78.....H.....W.....2-0.....15-4, 15-9	4/13/76.....A.....W.....3-0.....15-7, 15-13, 15-9
3/31/78.....A.....W.....3-0.....15-5, 15-1, 15-4	Ball State Invitational
4/7/78.....H.....W.....3-0.....15-7, 15-3, 15-1	3/26/77.....N.....L.....1-2.....15-8, 8-15, 13-15
Big Ten Invitational at Indiana	Ball State Invitational
2/24/79.....A.....W.....2-0.....15-2, 15-12	3/26/77.....N.....L.....0-2.....11-15, 13-15
Played at George Williams	4/15/77.....A.....W.....3-0.....15-2, 15-13, 15-6
4/14/79.....N.....W.....3-0.....15-1, 15-9, 15-8	4/22/77.....H.....W.....3-1.....10-15, 15-7, 15-4, 15-0
Played at Wright State	MIVA Classic at George Williams
4/24/79.....N.....W.....3-0.....15-11, 15-6, 15-5	2/24/78.....N.....W.....2-1.....15-6, 15-4, 14-16, 15-4
	4/16/78.....A.....W.....3-1.....15-4, 13-15, 15-4, 15-8
Indiana Tech, 10-2	4/27/78.....H.....W.....3-1.....15-4, 15-4, 13-15, 15-6
MIVA Tournament Finals at Ohio State	Pittsburgh Invitational
4/27/68.....H.....W.....na.....na	2/10/79.....N.....W.....2-1.....15-11, 10-15, 15-13
MIVA Tournament-2nd Round at Ball State	MIVA Classic at Chicago, Illinois
4/20/68.....N.....W.....na.....na	2/16/79.....N.....L.....0-3.....13-15, 11-15, 13-15
MIVA Tournament-1st Round at Earlham	3/27/79.....A.....W.....3-1.....15-11, 15-8, 11-15, 15-13
4/6/68.....N.....W.....na.....na	4/27/79.....H.....W.....3-1.....15-5, 13-15, 15-9, 16-14
MIVA Tournament-2nd Round at Earlham	Ohio State Invitational
4/19/69.....N.....W.....2-1.....15-5, 9-15, 15-6	2/1/80.....H.....W.....3-0.....15-8, 15-10, 15-4
4/10/70.....A.....W.....3-1.....15-9, 12-15, 15-6, 15-5	3/27/80.....A.....L.....2-3.....15-7, 15-5, 11-15, 11-15, 12-15
4/1/70.....H.....W.....3-0.....15-7, 15-6, 15-13	MIVA Championship at Ball State
4/9/71.....H.....L.....1-3.....13-15, 15-10, 6-15, 9-15	5/3/80.....N.....L.....1-3.....8-15, 15-11, 14-16, 12-15
4/1/71.....H.....L.....0-3.....14-16, 16-18, 8-15	Buckeye Collegiate Invitational
4/6/72.....H.....W.....3-0.....15-8, 15-12, 17-15	2/7/81.....H.....W.....2-0.....15-7, 15-2
3/29/72.....A.....W.....3-1.....na	3/4/81.....A.....W.....3-0.....15-9, 15-2, 15-3
4/20/73.....H.....W.....3-0.....15-5, 15-3, 15-7	3/20/81.....H.....W.....3-0.....15-13, 15-4, 15-8
3/28/73.....A.....W.....3-0.....na	
	Kentucky, 2-0
Juniata College, 26-2	MIVA Tournament-2nd Round at Ball State
2/16/91.....H.....W.....3-0.....15-9, 15-7, 15-4	4/20/68.....N.....W.....na.....na
2/22/91.....H.....W.....3-1.....15-2, 16-17, 15-2, 15-3	MIVA Tournament-1st Round at Earlham
1/26/92.....A.....W.....3-0.....15-4, 15-6, 15-4	4/6/68.....N.....W.....na.....na
2/19/92.....H.....W.....3-0.....15-12, 15-13, 15-11	
Best of Five Tournament at Ohio State	King, 2-0
1/16/93.....H.....W.....3-0.....13-15, 15-3, 15-3, 15-10	NCAA Tournament Play-in Match at Ohio State
Best of Five Tournament at Ohio State	4/26/18.....H.....W.....3-0.....25-13, 25-23, 25-18
1/17/93.....H.....W.....3-0.....15-2, 15-4, 15-5	1/17/20.....H.....W.....3-0.....25-19, 25-11, 25-20
2/10/93.....H.....W.....3-1.....15-9, 13-15, 15-13, 15-5	
2/26/93.....A.....L.....2-3.....15-10, 5-15, 15-5, 6-15, 12-15	Laval, 0-1
Best of Five Tournament at Worthington High School	Sherbrooke Invitational
1/15/94.....N.....W.....3-0.....15-8, 15-8, 15-11	11/25/88.....N.....L.....1-3.....0-15, 3-15, 15-11, 7-15
3/26/94.....A.....W.....3-0.....17-16, 15-9, 15-7	
3/30/94.....H.....W.....3-0.....17-16, 17-16, 15-10	



RESULTS BY OPPONENT

LaVerne, 3-0

3/18/94..... N..... W..... 3-1..... 14-16, 15-13, 15-4, 15-3
 3/18/95..... A..... W..... 3-0..... 15-8, 15-11, 15-9
 Played at Stanford
 3/17/96..... N..... W..... 3-0..... 15-13, 15-6, 15-13

Lees-McRae, 4-0

1/13/12..... H..... W..... 3-0..... 25-19, 25-21, 25-18
 3/30/13..... H..... W..... 3-1..... 25-21, 25-16, 23-25, 25-20
 1/17/14..... H..... W..... 3-0..... 25-12, 25-12, 25-14
 3/15/19..... H..... W..... 3-0..... 25-16, 25-14, 25-16

Lewis, 36-25

3/6/94..... H..... W..... 3-1..... 13-15, 15-4, 15-8, 15-11
 3/7/94..... H..... L..... 2-3..... 15-12, 7-15, 10-15, 15-10, 11-15
 2/27/95..... H..... W..... 3-1..... 13-15, 15-6, 15-8, 15-2
 3/31/95..... A..... L..... 1-3..... 11-15, 15-10, 10-15, 11-15
 2/24/96..... H..... W..... 3-0..... 15-11, 15-7, 16-14
 4/6/96..... A..... L..... 2-3..... 17-16, 15-10, 6-15, 12-15, 13-15
 2/13/20..... H..... L..... 0-3..... 22-25, 17-25, 17-25
 2/5/21..... H..... W..... 3-1..... 27-25, 25-16, 22-25, 25-23
 2/6/21..... H..... L..... 0-3..... 23-25, 21-25, 11-25

MIVA Semifinal at Ohio State

4/19/96..... H..... L..... 1-3..... 9-15, 15-11, 9-15, 12-15
 2/8/97..... H..... L..... 2-3..... 12-15, 12-15, 15-11, 15-11, 11-15
 3/12/97..... A..... L..... 1-3..... 3-15, 15-12, 5-15, 10-15
 2/1/98..... A..... W..... 3-2..... 15-13, 15-12, 12-15, 8-15, 15-12
 4/4/98..... H..... W..... 3-2..... 15-17, 15-8, 6-15, 15-6, 15-13
 2/27/99..... A..... W..... 3-1..... 15-9, 15-13, 10-15, 15-11
 4/10/99..... H..... L..... 2-3..... 15-7, 16-14, 14-16, 13-15, 13-15
 2/25/00..... A..... W..... 3-1..... 15-5, 15-13, 11-15, 15-11
 4/16/00..... H..... W..... 3-0..... 15-7, 15-11, 15-7
 2/24/01..... A..... L..... 1-3..... 30-28, 32-34, 25-30, 28-30
 3/30/01..... H..... L..... 0-3..... 31-33, 30-32, 25-30
 3/15/02..... A..... F..... 2-3..... 25-30, 30-25, 30-25, 27-30, 13-15
 4/6/02..... H..... F..... 1-3..... 30-32, 30-26, 23-30, 27-30
 3/21/03..... A..... F..... 0-3..... 28-30, 29-31, 27-30
 4/4/03..... H..... F..... 0-3..... 26-30, 24-30, 25-30
 2/1/04..... A..... F..... 2-3..... 25-30, 30-23, 26-30, 30-28, 12-15
 4/9/04..... H..... W..... 3-0..... 30-28, 34-32, 30-21

MIVA Semifinal at Ohio State

4/30/04..... H..... L..... 1-3..... 30-26, 30-32, 22-30, 28-30
 3/19/05..... A..... L..... 0-3..... 26-30, 19-30, 27-30
 4/8/05..... H..... W..... 3-0..... 30-23, 24-32, 30-26
 3/25/06..... H..... W..... 3-0..... 30-24, 30-25, 30-17
 3/14/06..... A..... W..... 3-0..... 30-24, 30-25, 30-19
 2/23/07..... H..... W..... 3-0..... 30-28, 30-25, 30-27
 3/30/07..... A..... W..... 3-2..... 31-29, 28-30, 30-26, 24-30, 15-12
 2/1/08..... H..... W..... 3-0..... 32-30, 30-25, 30-27
 3/19/08..... A..... W..... 3-0..... 30-27, 30-23, 30-22
 2/28/09..... H..... L..... 1-3..... 22-30, 25-30, 31-29, 29-31
 4/4/09..... A..... W..... 3-1..... 30-24, 19-30, 30-26, 30-23
 2/12/10..... A..... W..... 3-1..... 30-20, 30-24, 24-30, 30-28
 4/10/10..... H..... W..... 3-0..... 32-30, 30-25, 30-21
 3/4/11..... H..... W..... 3-0..... 25-22, 25-20, 25-17
 4/3/11..... A..... L..... 1-3..... 27-25, 23-25, 19-25, 21-25

MIVA Tournament Semifinal at Ohio State

4/27/11..... H..... W..... 3-1..... 20-25, 25-19, 25-16, 25-18
 2/23/12..... A..... L..... 1-3..... 25-15, 21-25, 18-25, 18-25
 3/31/12..... H..... W..... 3-0..... 25-22, 25-20, 25-23

MIVA Tournament Final at Ohio State

4/28/12..... H..... L..... 2-3..... 25-20, 17-25, 25-22, 25-27, 10-15
 3/2/13..... H..... L..... 0-3..... 13-25, 20-25, 23-25
 4/4/13..... A..... L..... 0-3..... 20-25, 23-25, 26-28
 2/15/14..... H..... L..... 1-3..... 22-25, 25-20, 22-25, 16-25
 3/11/15..... A..... L..... 0-3..... 21-25, 21-25, 20-25
 3/13/15..... H..... W..... 3-2..... 25-23, 25-27, 34-32, 16-25, 16-14
 4/17/15..... A..... L..... 0-3..... 16-25, 20-25, 21-25
 2/13/16..... A..... W..... 3-0..... 27-25, 25-22, 25-20
 3/5/16..... H..... W..... 3-1..... 25-22, 25-14, 26-28, 25-22

MIVA Tournament Final at Ohio State

4/23/16..... H..... W..... 3-2..... 25-18, 25-17, 23-25, 17-25, 15-12
 2/9/17..... H..... W..... 3-1..... 25-13, 20-25, 25-14, 25-17
 3/18/17..... A..... W..... 3-2..... 25-22, 25-23, 23-25, 14-25, 16-14
 2/22/18..... A..... L..... 0-3..... 18-25, 22-25, 23-25
 3/31/18..... H..... W..... 3-0..... 25-18, 25-18, 25-19

MIVA Tournament Semifinal at Ohio State

4/18/18..... H..... W..... 3-2..... 25-9, 25-17, 22-25, 20-25, 15-8
 2/21/19..... H..... L..... 2-3..... 21-25, 25-18, 26-24, 17-25, 11-15
 3/30/19..... A..... L..... 0-3..... 21-25, 17-25, 18-25

Limestone, 1-0

1/16/15..... H..... W..... 3-1..... 25-16, 22-25, 25-9, 25-17

Lincoln Memorial, 2-0

2/2/19..... H..... W..... 3-1..... 25-23, 25-19, 23-25, 25-23
 1/16/20..... H..... W..... 3-1..... 25-15, 21-25, 25-15, 25-18

Lindenwood, 14-3

1/26/13..... A..... W..... 3-0..... 25-14, 25-22, 25-22
 1/27/13..... A..... W..... 3-0..... 25-21, 25-23, 25-20
 1/25/14..... A..... W..... 3-1..... 25-18, 16-25, 25-22, 25-17
 3/29/14..... H..... W..... 3-2..... 20-25, 25-20, 25-21, 23-25, 15-11
 2/7/15..... H..... W..... 3-0..... 25-20, 25-22, 25-15
 4/3/15..... A..... W..... 3-0..... 25-19, 25-23, 26-24
 1/30/16..... A..... W..... 3-0..... 25-18, 25-21, 25-18
 4/9/16..... H..... W..... 3-0..... 25-19, 25-22, 25-23
 2/19/17..... H..... W..... 3-1..... 25-20, 22-25, 25-21, 25-16
 4/7/17..... A..... W..... 3-0..... 25-17, 25-15, 25-19
 2/15/18..... H..... W..... 3-0..... 25-19, 25-20, 26-24
 3/25/18..... A..... W..... 3-2..... 25-22, 24-26, 24-26, 29-27, 15-11
 2/15/19..... A..... L..... 0-3..... 23-25, 19-25, 17-25
 3/22/19..... H..... L..... 1-3..... 21-25, 28-30, 25-17, 20-25
 2/29/20..... A..... L..... 1-3..... 15-25, 25-21, 20-25, 27-29
 3/26/21..... H..... W..... 3-0..... 25-18, 25-18, 27-25
 3/27/21..... H..... W..... 3-0..... 25-16, 25-21, 25-18

LIU-Southampton, 1-0

4/9/99..... H..... W..... 3-0..... 15-3, 15-12, 15-4

Long Beach State, 3-13

3//81..... A..... W..... 3-2..... 4-15, 15-11, 10-15, 15-12, 15-13
 1/17/83..... A..... L..... 0-3..... 6-15, 8-15, 14-16
 3/18/89..... A..... L..... 1-3..... 9-15, 15-10, 9-15, 9-15
 3/20/90..... A..... L..... 0-3..... 6-15, 7-15, 7-15
 3/26/92..... A..... L..... 0-3..... 9-15, 14-16, 11-15
 2/8/20..... H..... L..... 1-3..... 21-25, 20-25, 30-28, 22-25

Indiana-Purdue Tournament

1/29/93..... N..... L..... 1-3..... 9-15, 15-13, 3-15, 10-15

Active Ankle Classic, Long Beach, Calif.

3/18/06..... A..... L..... 0-3..... 16-30, 26-30, 27-30
 2/22/08..... H..... L..... 1-3..... 27-30, 22-30, 30-28, 27-30
 2/23/08..... H..... L..... 0-3..... 27-30, 27-30, 23-30

UC Santa Barbara Invitational, Santa Barbara, Calif.

1/7/12..... N..... L..... 2-3..... 25-23, 25-22, 24-26, 23-25, 10-15
 3/14/14..... A..... L..... 2-3..... 19-25, 25-22, 25-19, 22-25, 11-15
 3/12/16..... A..... W..... 3-2..... 24-26, 25-21, 15-25, 25-21, 15-13
 1/28/17..... H..... W..... 3-1..... 25-22, 24-26, 25-21, 26-24

NCAA Tournament Final at UCLA

5/3/18..... N..... L..... 1-3..... 22-25, 23-25, 27-25, 30-32
 2/9/19..... A..... L..... 0-3..... 19-25, 18-25, 21-25

Loyola Chicago, 39-24

2/23/96..... H..... W..... 3-1..... 13-15, 15-8, 15-10, 15-10
 4/4/96..... A..... W..... 3-1..... 15-6, 15-10, 13-15, 15-8
 2/15/97..... A..... W..... 3-2..... 12-15, 15-2, 15-9, 12-15, 15-11
 4/3/97..... H..... W..... 3-0..... 15-8, 15-8, 15-6
 MIVA Quarterfinal at Ohio State
 4/12/97..... H..... W..... 3-2..... 17-16, 15-11, 11-15, 14-16, 15-12
 1/31/98..... A..... W..... 3-1..... 7-15, 15-12, 15-13, 15-5
 4/3/98..... H..... W..... 3-0..... 17-15, 15-6, 15-7



RESULTS BY OPPONENT

MIVA Semifinal at Ball State

4/17/98..... N..... L..... 1-3..... 14-16, 17-16, 13-15, 14-16
2/6/99..... H..... W..... 3-0..... 15-9, 15-13, 15-10
3/27/99..... A..... W..... 3-0..... 15-10, 15-11, 15-13
2/5/00..... A..... L..... 2-3..... 15-9, 12-15, 10-15, 15-12, 10-15
4/7/00..... H..... W..... 3-0..... 15-2, 15-5, 15-2
2/9/01..... A..... L..... 2-3..... 31-29, 30-25, 25-30, 29-31, 13-15
4/14/01..... H..... W..... 3-0..... 30-17, 30-24, 32-30

MIVA Championship at Quincy

4/28/01..... N..... W..... 3-0..... 30-24, 30-20, 30-27
2/15/02..... A..... L..... 2-3..... 30-22, 30-22, 25-30, 28-30, 11-15
3/8/02..... H..... W..... 3-1..... 30-24, 20-30, 30-25, 30-28

MIVA Semifinal at Ball State

4/26/02..... N..... L..... 2-3..... 24-30, 25-30, 30-25, 30-22, 14-16
2/28/03..... A..... L..... 0-3..... 27-30, 24-30, 25-30
3/14/03..... H..... L..... 2-3..... 30-25, 22-30, 30-23, 26-30, 13-15
2/14/04..... H..... W..... 3-2..... 28-30, 33-31, 30-18, 29-31, 15-12
3/19/04..... A..... W..... 3-1..... 30-27, 25-30, 30-27, 30-28
2/26/05..... A..... L..... 1-3..... 30-27, 20-30, 15-30, 26-30
4/9/05..... H..... W..... 3-1..... 30-25, 30-26, 24-30, 30-27
2/18/06..... A..... L..... 0-3..... 23-30, 22-30, 23-30
3/31/06..... H..... L..... 0-3..... 25-30, 22-30, 31-33
2/21/20..... A..... L..... 1-3..... 20-25, 25-21, 20-25, 22-25
2/20/21..... H..... W..... 3-2..... 22-25, 17-25, 25-23, 26-24, 15-11
2/21/21..... H..... W..... 3-0..... 25-17, 25-22, 27-25

MIVA Semifinal at Loyola

4/27/06..... A..... L..... 0-3..... 24-30, 23-30, 23-30
3/23/07..... H..... W..... 3-0..... 30-17, 30-21, 31-29
3/31/07..... A..... L..... 1-3..... 27-30, 30-25, 26-30, 15-30
2/2/08..... H..... W..... 3-2..... 30-26, 27-30, 30-16, 28-30, 15-13
3/21/08..... A..... W..... 3-1..... 28-30, 30-28, 30-28, 30-26

MIVA Semifinal at Ohio State

4/24/08..... H..... W..... 3-0..... 30-22, 30-26, 30-27
2/27/09..... H..... W..... 3-0..... 30-21, 30-27, 30-19
4/3/09..... A..... W..... 3-0..... 30-21, 30-25, 31-29

MIVA Semifinal at Ohio State

4/30/09..... H..... W..... 3-0..... 30-22, 30-19, 30-25
2/13/10..... A..... L..... 2-3..... 25-30, 34-36, 30-26, 30-27, 14-16
4/9/10..... H..... W..... 3-0..... 30-26, 32-30, 30-24

MIVA Tournament Championship at Ohio State

5/1/10..... H..... W..... 3-2..... 30-28, 25-30, 26-30, 30-20, 15-11
3/5/11..... H..... W..... 3-1..... 25-18, 25-17, 21-25, 25-21
4/1/11..... A..... W..... 3-1..... 25-20, 25-17, 25-22, 25-10

MIVA Tournament Championship at Ohio State

4/30/11..... H..... W..... 3-1..... 22-25, 25-20, 25-16, 25-17
2/25/12..... A..... W..... 3-0..... 25-18, 25-9, 25-19
3/30/12..... H..... W..... 3-0..... 25-22, 25-20, 25-23
3/1/13..... H..... W..... 3-2..... 25-16, 25-20, 23-25, 20-25, 15-13
4/6/13..... A..... L..... 0-3..... 20-25, 23-25, 26-28
2/1/14..... A..... L..... 0-3..... 15-25, 20-25, 23-25
4/11/14..... H..... L..... 1-3..... 25-19, 21-25, 19-25, 22-25
3/14/15..... H..... L..... 0-3..... 18-25, 21-25, 19-25
4/18/15..... A..... L..... 0-3..... 26-28, 22-25, 17-25

MIVA Tournament Semifinal at Loyola Chicago

4/29/15..... A..... L..... 1-3..... 16-25, 23-25, 25-21, 17-25
2/12/16..... A..... W..... 3-0..... 25-22, 25-13, 25-22
3/4/16..... H..... W..... 3-0..... 25-20, 25-21, 25-22
2/11/17..... H..... W..... 3-0..... 25-22, 25-18, 25-19
3/16/17..... A..... W..... 3-0..... 25-20, 25-21, 25-15
2/24/18..... A..... L..... 2-3..... 25-20, 25-15, 21-25, 23-25, 15-17
3/29/18..... H..... W..... 3-1..... 25-20, 25-16, 39-41, 25-19

MIVA Tournament Final at Ohio State

4/21/18..... H..... W..... 3-0..... 25-20, 25-23, 25-19
2/24/19..... H..... L..... 0-3..... 14-25, 21-25, 18-25
3/29/19..... A..... L..... 0-3..... 21-25, 14-25, 22-25

MIVA Tournament Quarterfinal at Loyola Chicago

4/13/19..... A..... L..... 1-3..... 15-25, 25-20, 14-25, 22-25

Loyola Marymount, 6-0

3//81..... A..... W..... 3-0..... 17-15, 15-10, 15-12
3/22/82..... A..... W..... 3-2..... 11-15, 15-5, 15-8, 14-16, 15-8

1/14/83..... A..... W..... 3-0..... 15-6, 15-13, 15-12

Buckeye Invitational at Ohio State

2/4/84..... H..... W..... 3-1..... 9-15, 15-5, 15-5, 15-11

Buckeye Invitational at Ohio State

2/5/84..... H..... W..... 3-0..... 15-9, 16-14, 15-6
3/23/98..... A..... W..... 3-1..... 15-6, 15-4, 11-15, 15-11

Manitoba, 0-1

Fieldhouse Classic at Buffalo, New York

2/15/92..... N..... L..... 0-3..... 12-15, 5-15, 3-15
[Indiana-Purdue Invitational/not in record]
1/20/95..... N..... L..... 1-3..... 15-17, 3-15, 17-15, 9-15

Marycrest, 1-0

1/11/97..... H..... W..... 3-0..... 15-8, 15-7, 15-7

Massachusetts, 1-0

Played at Springfield College

3/22/72..... N..... W..... 2-1..... na

McKendree, 12-2

1/2/15..... H..... W..... 3-1..... 25-17, 25-12, 23-25, 25-17
1/3/15..... H..... W..... 3-1..... 25-20, 22-25, 25-17, 25-20
4/1/16..... A..... W..... 3-1..... 25-19, 20-25, 25-17, 25-22
4/2/16..... A..... W..... 3-1..... 25-19, 21-25, 25-18, 25-20
2/15/20..... H..... W..... 3-0..... 25-20, 29-27, 25-23
2/12/21..... A..... L..... 1-3..... 25-22, 24-26, 18-25, 15-25
2/13/21..... A..... L..... 1-3..... 17-25, 25-20, 25-20, 25-22

MIVA Tournament Semifinal at Ohio State

4/20/16..... H..... W..... 3-0..... 25-20, 32-34, 25-12, 25-13
3/31/17..... H..... W..... 3-0..... 25-17, 29-27, 25-18
4/1/17..... H..... W..... 3-0..... 25-18, 26-24, 25-15
3/2/18..... A..... W..... 3-1..... 24-26, 25-15, 25-23, 25-12
3/3/18..... A..... W..... 3-0..... 25-20, 25-19, 25-19
3/1/19..... H..... W..... 3-1..... 25-23, 19-25, 25-18, 26-24
3/3/19..... H..... L..... 2-3..... 25-23, 19-25, 22-25, 25-22, 10-15

Mercyhurst, 24-0

1/15/97..... A..... W..... 3-0..... 15-4, 15-3, 15-3
3/2/97..... H..... W..... 3-0..... 15-5, 15-3, 15-11
2/13/98..... H..... W..... 3-0..... 15-5, 15-13, 17-15
3/28/98..... A..... W..... 3-1..... 14-16, 15-7, 15-9, 15-6
1/27/99..... H..... W..... 3-0..... 15-4, 15-13, 15-10
2/18/99..... A..... W..... 3-2..... 13-15, 15-10, 15-11, 10-15, 15-10
1/28/00..... H..... W..... 3-0..... 15-5, 15-2, 15-3
3/11/00..... A..... W..... 3-0..... 15-12, 15-7, 15-10
3/7/01..... H..... W..... 3-0..... 30-14, 30-20, 30-20
4/7/01..... A..... W..... 3-0..... 30-14, 30-23, 30-23

MIVA Quarterfinal at Ohio State

4/21/01..... H..... W..... 3-0..... 30-23, 30-16, 30-17
3/20/02..... A..... W..... 3-0..... 30-27, 30-23, 30-22
4/13/02..... H..... W..... 3-0..... 30-25, 30-21, 30-21
2/12/03..... A..... W..... 3-1..... 30-25, 30-26, 23-30, 32-30
4/1/03..... H..... W..... 3-0..... 30-14, 30-16, 30-24
2/10/04..... H..... W..... 3-0..... 30-20, 30-24, 30-25
4/2/04..... A..... W..... 3-0..... 30-24, 30-26, 30-28
2/5/05..... A..... W..... 3-0..... 30-24, 30-20, 30-20
3/13/05..... H..... W..... 3-0..... 30-16, 30-26, 30-24
2/3/06..... A..... W..... 3-0..... 30-26, 30-22, 30-18
3/10/06..... H..... W..... 3-0..... 30-28, 33-31, 30-21
2/10/07..... A..... W..... 3-0..... 30-16, 30-18, 30-18
4/14/07..... H..... W..... 3-0..... 30-25, 30-23, 30-28
3/6/08..... A..... W..... 3-1..... 28-30, 30-24, 30-23, 30-20
4/12/08..... H..... W..... 3-0..... 30-18, 30-24, 30-24

Miami (OH), 1-0

2/21/86..... H..... W..... 3-0..... 15-2, 15-5, 15-2

Michigan, 17-0

Ohio State Invitational

4/4/69..... H..... W..... 2-0..... na



RESULTS BY OPPONENT

Ohio State Invitational

4/3/71 H..... W..... 2-0..... 15-12, 15-8
 2/27/71 A..... W..... 3-0..... 15-8, 16-14, 15-1
 3/20/74 H..... W..... 3-0..... 15-3, 15-9, 15-2

Ball State Invitational

3/23/74 N..... W..... 3-0..... na

Big Ten Invitational at Michigan

2/22/75 A..... W..... 2-0..... 18-16, 15-13

3/12/75 H..... W..... 3-1..... 15-9, 15-10, 7-15, 15-7

Big Ten Tournament at Indiana

2/21/76 N..... W..... 2-0..... 15-2, 15-4

Big Ten Invitational at Michigan

2/12/77 A..... W..... 2-0..... 11-2, 11-0

Ball State Invitational

3/26/78 N..... W..... 2-0..... 15-6, 15-10

Big Ten Championship at Ohio State

2/18/78 H..... W..... 2-0..... 13-11, 11-5

Ohio State Invitational

3/3/78 H..... W..... 2-0..... 15-6, 15-1

Ohio State Invitational

2/1/80 H..... W..... 3-0..... 15-3, 15-4, 15-5

1/9/82 A..... W..... 3-0..... 15-0, 15-8, 15-6

MIVA Championship Semifinal at George Williams

4/23/82 N..... W..... 3-0..... 15-8, 15-3, 16-14

Buckeye Invitational at Ohio State

2/4/83 H..... W..... 2-0..... 15-0, 15-8

Ohio State Invitational

2/8/86 H..... W..... 3-0..... 15-5, 15-4, 16-14

Michigan State, 7-0

/ /68 H..... W..... 2-0..... na

MIVA Tournament- 1st Round at Ohio State

/ /69 H..... W..... 2-1..... na

2/26/71 A..... W..... 3-2..... 10-15, 15-4, 12-15, 15-6, 15-9

Big Ten Invitational at Michigan

2/22/75 N..... W..... 2-0..... 11-1, 11-3

Big Ten Tournament at Indiana

2/21/76 N..... W..... 2-0..... 15-2, 15-9

3/3/91 A..... W..... 3-1..... 15-6, 15-7, 10-15, 15-9/non-ncaa

4/3/91 H..... W..... 3-0..... 15-1, 16-14, 15-11/non-ncaa

Minnesota, 1-0

Big Ten Invitational at Indiana

2/24/79 N..... W..... 2-0..... 15-5, 15-3

Montana State, 1-0

Best of Five Invitational at Ohio State

1/12/96 H..... W..... 3-0..... 15-6, 15-4, 15-8

MSOE, 1-0

1/5/07 H..... W..... 3-0..... 30-12, 30-20, 30-18

Mount Olive, 3-0

3/7/10 H..... W..... 3-0..... 30-21, 30-22, 30-18

2/4/12 N..... W..... 3-0..... 25-16, 25-17, 26-24

3/29/13 H..... W..... 3-0..... 25-15, 25-23, 25-17

Naval Academy, 12-0

New Jersey Inst. Of Tech. Tournament

2/1/86 N..... W..... 3-0..... 15-7, 16-14

Indiana-Purdue Tournament

1/17/87 N..... W..... 3-0..... 15-9, 15-5, 15-10

Nittany Lion Invitational

1/31/88 N..... W..... 3-0..... 15-10, 15-10, 15-3

Indiana-Purdue Invitational

2/5/88 N..... W..... 3-0..... 13-15, 15-3, 15-4, 15-1

Naval Academy Invitational

4/10/88 A..... W..... 3-0..... 15-12, 15-12, 15-11

Nittany Lion Invitational at Penn State

1/20/90 N..... W..... 3-0..... 15-8, 15-11, 15-12

2/23/90 A..... W..... 3-1..... 16-14, 14-16, 15-13, 14-12

3/12/90 H..... W..... 3-0..... 15-7, 15-5, 15-5

Golden Dome Invitational at Rutgers-Newark

2/7/92 N..... W..... 3-0..... 15-10, 15-9, 15-6

3/9/92 H..... W..... 3-1..... 9-15, 15-4, 15-9, 15-9

St. Francis (Pa.) Volleyball Classic

1/23/93 N..... W..... 3-0..... 15-13, 15-3, 15-3

2/19/93 A..... W..... 3-0..... 15-8, 15-13, 15-9

New Jersey Institute of Technology, 11-1

Penn State Tournament

1/29/83 N..... W..... 2-0..... 15-5, 15-1

New Jersey Inst. Of Tech. Tournament

2/1/86 A..... W..... 3-1..... 15-12, 13-15, 15-9

Indiana-Purdue Tournament

1/16/87 N..... W..... 3-0..... 15-5, 15-9, 15-9

Nittany Lion Invitational at Penn State

1/19/90 N..... W..... 3-0..... 15-13, 15-5, 15-5

3/17/91 H..... W..... 3-0..... 15-6, 15-9, 15-6

2/9/92 A..... W..... 3-1..... 15-5, 11-15, 15-2, 15-8

3/19/92 H..... W..... 3-0..... 15-4, 15-7, 15-3

1/19/97 A..... L..... 2-3..... 15-6, 16-17, 15-8, 12-15, 13-15

3/14/99 H..... W..... 3-0..... 15-5, 15-1, 15-9

3/11/01 H..... W..... 3-0..... 30-19, 30-22, 30-27

3/10/02 H..... W..... 3-0..... 30-17, 30-13, 30-21

2/1/13 H..... W..... 3-0..... 25-20, 25-23, 25-17

New Paltz State, 1-0

3/19/72 A..... W..... 3-0..... na

North Greenville, 2-0

1/6/18 H..... W..... 3-0..... 25-13, 25-18, 25-21

1/4/20 H..... W..... 3-0..... 25-17, 27-25, 25-19

Northwestern, 3-0

Big Ten Invitational at Michigan

2/12/77 N..... W..... 2-0..... 15-5, 15-5

Big Ten Championship at Ohio State

2/18/78 H..... W..... 2-0..... 11-6, 11-1

Big Ten Invitational at Indiana

2/24/79 N..... W..... 2-0..... 15-0, 15-2

Notre Dame, 6-0

1/16/86 A..... W..... 3-0..... 15-3, 15-5, 15-13

Ohio State Invitational

2/9/86 H..... W..... 3-0..... 15-4, 15-11, 15-10

2/26/87 H..... W..... 3-0..... 15-7, 15-3, 15-3

3/3/88 H..... W..... 3-0..... 15-3, 15-6, 15-6

2/25/89 H..... W..... 3-0..... 15-1, 15-5, 15-2

3/4/90 A..... W..... 3-1..... 10-15, 15-5, 16-14, 15-11

Pacific, 9-1

3/24/93 A..... W..... 3-1..... 15-10, 15-12, 13-15, 15-9

Indiana-Purdue Invitational

1/22/94 N..... W..... 3-0..... 15-12, 16-14, 15-6

Pacific Spring Tournament at Pacific

3/19/94 A..... W..... 3-1..... 15-13, 11-15, 15-13, 15-12

3/19/96 A..... W..... 3-1..... 9-15, 15-6, 15-12, 15-13

1/16/98 A..... W..... 3-0..... 15-3, 15-10, 15-12

3/16/01 A..... W..... 3-2..... 33-31, 25-30, 24-30, 30-16, 15-13

3/17/01 A..... L..... 2-3..... 30-20, 25-30, 30-27, 25-30, 8-15

Played at Hilliard Davidson High School

3/22/02 N..... W..... 3-1..... 30-24, 30-25, 27-30, 30-26

3/24/02 H..... W..... 3-1..... 30-23, 28-30, 30-22, 30-18

Ken and Dave Dunlap Invitational

1/27/12 H..... W..... 3-1..... 19-25, 25-20, 25-18, 25-21

Penn State, 44-76-1

Ohio State Invitational

4/3/71 H..... W..... 3-0..... 15-12, 15-8

Ohio State Invitational

4/1/72 H..... W..... 2-0..... na



RESULTS BY OPPONENT

3/17/72.....A.....W.....3-2.....na	2/10/90.....N.....L.....0-3.....13-15, 6-15, 11-15
Ohio State Invitational	Dutch Country Classic at Elizabethtown, Pa.
4/14/73.....H.....W.....2-1.....na	4/1/90.....N.....L.....1-3.....15-9, 17-15, 10-15, 16-14
Ball State Invitational	Indiana-Purdue Invitational
3/23/74.....N.....W.....2-1.....na	1/26/91.....N.....L.....2-3.....10-15, 6-15, 15-12, 15-5, 10-15
Ohio State Invitational	Played at Eden, New York
2/28/76.....H.....W.....2-0.....15-9, 18-16	2/23/91.....N.....L.....2-3.....15-9, 14-16, 8-15, 15-11, 11-15
Ohio State Invitational	Nittany Lion Invitational at Penn State
3/3/78.....H.....W.....2-0.....15-8, 15-5	1/24/92.....A.....L.....2-3.....12-15, 15-9, 16-14, 11-15, 13-15
3/25/78.....A.....W.....3-0.....15-9, 15-10, 15-10	1/30/92.....H.....W.....3-2.....15-13, 10-15, 6-15, 15-9, 15-9
3/22/79.....H.....L.....1-3.....13-15, 15-10, 13-15, 13-15	Indiana-Purdue Invitational
Nittany Lion Invitational at Penn State	2/1/92.....N.....L.....2-3.....16-14, 8-15, 15-8, 12-15, 16-17
1/27/80.....A.....L.....0-2.....7-15, 7-15	Fieldhouse Classic, Buffalo, New York
Pittsburgh Invitational	2/14/92.....N.....L.....1-3.....14-16, 16-14, 5-15, 10-15
2/16/80.....N.....W.....2-0.....15-12, 15-11	1/28/93.....H.....L.....2-3.....4-15, 5-15, 15-3, 15-8, 11-15
3/22/80.....A.....W.....3-1.....15-10, 9-15, 15-10, 17-15	Indiana-Purdue Tournament
4/5/80.....H.....W.....3-0.....15-7, 15-7, 15-3	1/30/93.....N.....L.....0-3.....6-15, 12-15, 6-15
Pittsburgh Invitational	2/27/93.....A.....L.....1-3.....4-15, 15-12, 10-15, 7-15
2/14/81.....N.....L.....0-2.....3-15, 13-15	NCAA Championship Consolation at UCLA
3/28/81.....A.....W.....3-0.....15-12, 15-10, 15-8	5/8/93.....N.....L.....2-3.....15-7, 15-8, 10-15, 14-16, 10-15
Ball State Invitational	Nittany Lion Invitational at Penn State
3/13/81.....N.....W.....3-1.....18-16, 15-6, 5-15, 15-7	1/28/94.....A.....L.....0-3.....13-15, 7-15, 8-15
NCAA Championship Consolation at Santa Barbara	Hall of Fame Classic, Springfield, Massachusetts
5/9/81.....N.....L.....1-3.....15-17, 15-10, 7-15, 8-15	2/6/94.....N.....L.....1-3.....4-15, 15-13, 7-15, 10-15
Volleycard Classic at Ball State	3/25/94.....A.....L.....0-3.....7-15, 7-15, 8-15
3/13/82.....N.....W.....3-1.....15-10, 4-15, 15-13, 15-8	3/31/94.....H.....L.....1-3.....9-15, 10-15, 15-11, 14-16
3/27/82.....A.....L.....1-3.....15-5, 6-15, 11-15, 14-16	Penn State Invitational
1/30/83.....A.....L.....2-3.....15-11, 17-15, 15-5, 10-15, 10-15	2/4/95.....A.....L.....0-3.....12-15, 6-15, 10-15
Golden Dome Invitational at Rutgers-Newark	3/26/95.....H.....L.....0-3.....7-15, 8-15, 9-15
3/11/83.....N.....T.....1-1.....13-15, 15-10	2/1/20.....A.....W.....3-0.....25-22, 25-22, 26-24
Volleycard Classic at Ball State	3/8/20.....H.....W.....3-1.....25-21, 25-20, 23-25, 25-19
4/2/83.....N.....L.....1-3.....10-15, 3-15, 15-11, 4-15	1/22/21.....H.....L.....0-3.....20-25, 23-25, 22-25
4/9/83.....H.....W.....3-2.....11-15, 14-16, 15-13, 17-15, 15-8	1/23/21.....H.....W.....3-0.....25-22, 25-23, 25-17
NCAA Championship Consolation at Ohio State	1/29/21.....A.....L.....0-3.....25-16, 25-17, 25-21
5/7/83.....H.....W.....3-1.....15-13, 15-12, 13-15, 15-10	1/30/21.....A.....L.....0-3.....25-16, 25-17, 25-21
Penn State Tournament	At George Mason Invitational
1/29/84.....A.....L.....2-3.....10-15, 15-3, 10-15, 15-3, 15-3	4/8/95.....N.....L.....0-3.....9-15, 13-15, 15-17
Buckeye Invitational at Ohio State	1/20/96.....A.....L.....0-3.....7-15, 9-15, 7-15
2/5/84.....H.....W.....3-2.....15-13, 15-9, 12-15, 6-15, 15-12	4/10/96.....H.....L.....1-3.....12-15, 15-11, 12-15, 3-15
2/25/84.....H.....W.....3-1.....15-12, 8-15, 15-12, 15-12	2/7/98.....A.....W.....3-1.....7-15, 15-9, 15-7, 15-10
Volleycard Classic at Ball State	2/28/98.....H.....W.....3-1.....15-7, 15-4, 9-15, 15-6
3/31/84.....N.....L.....0-3.....14-16, 11-15, 0-15	1/12/99.....A.....W.....3-0.....15-8, 15-12, 15-8
Penn State Invitational	At Golden Dome Classic, Newark, New Jersey
1/26/85.....A.....L.....1-3.....8-15, 11-15, 15-5, 7-15	2/13/99.....N.....W.....3-1.....15-11, 15-13, 12-15, 15-13
Cardinal Classic at Ball State	2/21/99.....H.....W.....3-1.....15-11, 6-15, 15-6, 15-5
3/30/85.....N.....L.....0-3.....11-15, 9-15, 6-15	Golden Dome Invitational, Newark, New Jersey
Penn State Tournament	3/18/00.....N.....W.....3-0.....15-8, 17-15, 15-10
1/25/86.....A.....L.....1-3.....16-14, 7-15, 14-16, 10-15	1/13/01.....A.....L.....1-3.....32-30, 23-30, 22-30, 24-30
Played at Pittsburgh, Pennsylvania	3/3/01.....H.....W.....3-2.....24-30, 30-28, 22-30, 30-27, 15-11
2/19/86.....N.....L.....1-3.....7-15, 15-12, 10-15, 8-15	1/11/02.....H.....L.....1-3.....28-30, 29-31, 30-25, 26-30
Cardinal Classic at Ball State	3/1/02.....A.....L.....1-3.....21-30, 30-24, 44-46, 24-30
3/28/86.....N.....L.....0-3.....4-15, 11-15, 8-15	2/16/03.....H.....L.....1-3.....30-28, 24-30, 27-30, 25-30
NCAA Championship Consolation at Penn State	3/28/03.....A.....L.....0-3.....23-30, 15-30, 26-30
5/3/86.....A.....L.....0-3.....9-15, 1-15, 11-15	3/3/04.....H.....W.....3-0.....30-25, 30-23, 30-28
Penn State Invitational	3/30/04.....A.....L.....0-3.....22-30, 22-30, 23-30
1/25/87.....A.....L.....0-3.....9-15, 5-15, 13-15	1/29/05.....A.....L.....1-3.....20-30, 30-22, 21-30, 29-31
2/11/87.....A.....L.....0-3.....11-15, 7-15, 11-15	Golden Dome Classic, Newark, N.J.
Ball State Invitational	2/19/05.....N.....L.....0-3.....24-30, 20-30, 21-30
3/27/87.....N.....L.....0-3.....4-15, 5-15, 8-15	4/3/05.....H.....L.....1-3.....32-30, 25-30, 20-30, 21-30
Played at Meadville, Pennsylvania	Outrigger Invitational, Honolulu, Hawai'i
4/10/87.....N.....L.....0-3.....12-15, 4-15, 5-15	1/20/06.....N.....W.....3-2.....22-30, 30-24, 30-27, 31-33, 17-15
NCAA Championship Consolation at UCLA	Volleyball Hall of Fame/Morgan Classic at Springfield, Mass.
5/2/87.....N.....L.....0-3.....3-15, 6-15, 6-15	2/10/06.....N.....L.....1-3.....19-30, 30-25, 25-30, 27-30
At Pittsburgh, Pennsylvania	3/22/06.....A.....L.....1-3.....30-25, 25-30, 20-30, 24-30
2/20/88.....N.....L.....1-3.....15-12, 12-15, 8-15, 11-15	4/4/06.....H.....L.....2-3.....24-30, 21-30, 30-28, 36-34, 12-15
Nittany Lion Invitational at Penn State	2/1/07.....A.....L.....1-3.....32-30, 29-31, 27-30, 26-30
1/28/89.....A.....L.....0-3.....4-15, 14-16, 11-15	4/4/07.....H.....W.....3-2.....20-30, 30-27, 19-30, 30-20, 15-13
Played at Holyoke, Massachusetts	1/19/08.....H.....L.....0-3.....22-30, 35-37, 24-30
4/7/89.....N.....L.....0-3.....8-15, 6-15, 8-15	3/28/08.....A.....L.....1-3.....23-30, 30-27, 20-30, 19-30
Golden Dome Tournament at Rutgers-Newark	NCAA Championship Semifinal at UC Irvine
	3/1/08.....N.....L.....1-3.....21-30, 30-26, 22-30, 17-30



RESULTS BY OPPONENT

1/9/09..... N..... L..... 0-3..... 27-30, 24-30, 19-30	Pittsburgh, 7-0-1
2/14/09..... A..... L..... 0-3..... 20-30, 27-30, 21-30	2/15/80..... A..... W..... 2-0..... 15-12, 15-5
4/18/09..... H..... L..... 0-3..... 21-30, 21-30, 27-30	Buckeye Invitational at Ohio State
Outrigger Hotels Invitational, Honolulu, Hawai'i	2/6/82..... H..... W..... 2-0..... 15-3, 15-11
1/9/10..... N..... L..... 1-3..... 16-30, 27-30, 30-24, 25-30	Penn State Tournament
3/3/10..... H..... L..... 0-3..... 26-30, 27-30, 18-30	1/29/83..... N..... T..... 1-1..... 13-15, 15-9
3/21/10..... A..... W..... 3-1..... 30-25, 20-30, 30-27, 30-23]	Buckeye Invitational at Ohio State
2/9/11..... H..... W..... 3-0..... 25-17, 25-21, 25-10	2/4/83..... H..... W..... 2-0..... 15-9, 15-6
4/10/11..... A..... L..... 1-3..... 21-25, 25-18, 19-25, 9-25	Pittsburgh Invitational
NCAA Championship Semifinal at Penn State	2/11/83..... A..... W..... 3-0..... 15-10, 15-8, 15-11
5/5/11..... A..... W..... 3-1..... 25-18, 24-26, 25-22, 25-23	Volleycard Classic at Ball State
1/14/12..... H..... L..... 0-3..... 22-25, 23-25, 17-25	4/2/83..... N..... W..... 3-0..... 15-13, 15-2, 15-7
3/3/12..... A..... L..... 2-3..... 17-25, 19-25, 29-27, 25-22, 13-15	Edinboro State Invitational
Outrigger Hotels Invitational, Honolulu, Hawai'i	2/11/84..... N..... W..... 2-0..... 15-8, 15-6
1/12/13..... N..... L..... 0-3..... 24-26, 17-25, 22-25	Edinboro State Invitational
2/9/13..... A..... W..... 3-0..... 25-22, 25-20, 26-24	2/12/84..... N..... W..... 3-1..... 11-15, 16-14, 15-13, 15-6
3/16/13..... H..... W..... 3-0..... 25-20, 25-17, 25-20	Princeton, 5-0
Outrigger Hotels Invitational, Honolulu, Hawai'i	Played at George Mason, Fairfax, Va.
1/11/14..... N..... L..... 0-3..... 26-28, 20-25, 19-25	2/20/93..... N..... W..... 3-1..... 16-14, 15-13, 13-15, 15-5
2/5/14..... A..... L..... 1-3..... 27-29, 25-22, 29-31, 15-25	4/8/11..... H..... W..... 3-2..... 25-17, 25-18, 22-25, 22-25, 15-9
3/7/14..... H..... W..... 3-1..... 17-25, 25-22, 25-23, 25-22	4/9/11..... H..... W..... 3-0..... 25-18, 25-10, 25-12
2/11/15..... H..... W..... 3-0..... 26-24, 25-22, 25-23	3/17/15..... H..... W..... 3-0..... 25-20, 25-21, 25-21
3/21/15..... A..... L..... 2-3..... 25-22, 22-25, 20-25, 25-22, 9-15	1/5/16..... A..... W..... 3-0..... 25-17, 25-19, 25-20
3/19/16..... A..... W..... 3-2..... 30-28, 22-25, 25-19, 21-25, 15-6	Purdue, 11-0
4/5/16..... H..... W..... 3-0..... 25-22, 25-20, 25-18	MIVA Tournament-2nd Round at Earlham
1/24/17..... H..... W..... 3-0..... 25-16, 25-22, 25-16	4/19/69..... N..... W..... 2-0..... 15-7, 15-12
3/28/17..... A..... L..... 2-3..... 21-25, 25-14, 15-25, 25-22, 12-15	2/21/69..... A..... W..... 3-0..... 15-7, 15-10, 15-6
1/28/18..... H..... W..... 3-0..... 25-19, 25-15, 25-17	//70..... H..... W..... 3-0..... na
3/16/18..... A..... W..... 3-2..... 25-18, 21-25, 23-25, 28-26, 15-12	Played at Indiana
1/5/19..... H..... W..... 3-1..... 25-13, 20-25, 25-21, 26-24	2/13/71..... N..... W..... 2-1..... 15-8, 13-15, 15-8
3/19/19..... A..... L..... 0-3..... 20-25, 18-25, 23-25	Big Ten Invitational at Michigan
Pennsylvania, 1-0	2/22/75..... N..... W..... 2-0..... 15-9, 15-13
Pittsburgh Invitational	Big Ten Tournament at Indiana
2/10/79..... N..... W..... 2-0..... 15-8, 15-6	2/21/76..... N..... W..... 2-0..... 15-6, 15-2
Pepperdine, 4-17	Big Ten Invitational at Michigan
NCAA Championship Semifinal at Ball State	2/12/77..... N..... W..... 2-0..... 11-3, 11-3
4/30/76..... N..... L..... 2-3..... 7-15, 11-15, 15-11, 15-8, 15-0	Big Ten Championship at Ohio State
NCAA Championship Semifinal at UCLA	2/18/78..... H..... W..... 2-0..... 11-1, 11-3
5/6/77..... N..... W..... 3-1..... 15-10, 5-15, 15-10, 16-14	Buckeye Invitational at Ohio State
Collegiate Volleyball Classic at UCLA	2/5/82..... H..... W..... 2-0..... 15-0, 15-9
3/10/78..... N..... L..... 2-3..... 15-8, 3-15, 13-15, 15-12, 7-15	2/27/82..... A..... W..... 3-0..... 15-7, 15-4, 15-3
NCAA Championship Semifinal at Ohio State	Buckeye Invitational at Ohio State
5/5/78..... H..... L..... 2-3..... 15-9, 1-15, 15-9, 13-15, 12-15	2/5/83..... H..... W..... 2-0..... 15-4, 15-12
Collegiate Classic at UCLA	Purdue (Grad), 0-1
4/7/79..... N..... L..... 1-3..... 9-15, 6-15, 15-11, 10-15	Big Ten Tournament at Indiana
3//81..... A..... L..... 2-3..... 15-12, 3-15, 11-15, 15-13, 9-15	2/21/76..... N..... L..... 1-2..... 15-7, 7-15, 12-15
1/16/83..... A..... L..... 0-3..... 6-15, 11-15, 8-15	Purdue Fort Wayne, 80-40
3/25/87..... A..... L..... 2-3..... 14-16, 15-7, 15-10, 4-15, 15-12	2/22/20..... A..... L..... 1-3..... 25-19, 23-25, 20-25, 17-25
3/21/88..... A..... W..... 3-0..... 15-8, 15-5, 18-16	3/19/21..... A..... W..... 3-1..... 25-22, 22-25, 25-22, 25-21
3/24/89..... A..... L..... 0-3..... 10-15, 13-15, 12-15	2/20/21..... A..... L..... 1-3..... 23-25, 22-25, 25-23, 20-25
3/17/90..... A..... L..... 1-3..... 15-6, 6-15, 9-15, 10-15	Ohio State Invitational
3/28/92..... A..... L..... 0-3..... 7-15, 7-15, 7-15	2/1/80..... H..... W..... 3-0..... 15-2, 15-11, 15-9
1/6/95..... A..... L..... 0-3..... 14-16, 3-15, 5-15	3/28/80..... A..... W..... 3-0..... 15-1, 15-0, 15-3
1/7/95..... A..... L..... 0-3..... 15-17, 13-15, 2-15	4/8/80..... H..... W..... 3-0..... 15-1, 15-6, 15-6
3/24/98..... A..... W..... 3-1..... 16-14, 13-15, 16-14, 15-9	2/13/81..... N..... W..... 2-0..... 15-2, 15-3
3/22/99..... A..... L..... 0-3..... 16-17, 3-15, 10-15	3/25/81..... H..... W..... 3-0..... 15-0, 15-7, 15-2
3/22/00..... A..... L..... 0-3..... 10-15, 8-15, 13-15	Buckeye Invitational at Ohio State
NCAA Championship Semifinal at Fort Wayne	2/6/82..... H..... W..... 2-0..... 15-11, 15-4
5/4/00..... N..... W..... 3-0..... 17-15, 15-9, 15-10	3/4/82..... H..... W..... 3-0..... 15-2, 15-0, 16-14
NCAA Championship Semifinal at UCLA	Buckeye Invitational at Ohio State
5/5/05..... N..... L..... 0-3..... 16-30, 29-31, 26-30	2/4/83..... H..... W..... 2-0..... 15-8, 15-8
1/9/11..... A..... L..... 1-3..... 20-25, 23-25, 25-20, 21-25	2/23/83..... H..... W..... 3-1..... 15-10, 15-7, 8-15, 15-11
1/10/11..... A..... L..... 2-3..... 16-25, 25-19, 20-25, 28-26, 14-16	4/13/83..... H..... W..... 3-1..... 15-8, 15-5, 13-15, 15-11
Pfeiffer, 2-0	2/22/84..... A..... W..... 3-0..... 15-3, 15-12, 15-10
1/25/15..... H..... W..... 3-1..... 25-22, 28-26, 20-25, 25-18	Played at George Williams
2/26/16..... H..... W..... 3-0..... 25-20, 25-15, 25-20	/ /84..... N..... W..... 3-0..... 15-2, 15-4, 15-11



RESULTS BY OPPONENT

4/11/84..... H..... W..... 3-0..... 15-7, 15-6, 15-13	3/30/96..... A..... W..... 3-0..... 15-1, 17-15, 16-14
MIVA Championship Semifinal at Indiana-Purdue	2/1/97..... A..... L..... 1-3..... 11-15, 16-17, 15-11, 14-16
4/20/84..... A..... W..... 3-0..... 15-7, 15-8, 15-2	3/5/97..... H..... L..... 2-3..... 4-15, 15-10, 15-12, 11-15, 8-15
George Williams Tournament	1/24/98..... H..... W..... 3-1..... 15-9, 15-9, 11-15, 16-14
1/19/85..... N..... L..... 1-3..... 6-15, 15-6, 5-15, 12-15	3/6/98..... A..... W..... 3-2..... 15-3, 13-15, 12-15, 15-5, 15-12
Buckeye Invitational at Ohio State	1/29/99..... A..... L..... 2-3..... 10-15, 15-11, 10-15, 15-13, 12-15
2/2/85..... H..... W..... 3-2..... 8-15, 15-11, 12-15, 15-8, 15-4	4/2/99..... H..... W..... 3-0..... 16-14, 15-12, 15-11
2/22/85..... A..... W..... 3-1..... 17-15, 14-16, 15-12, 15-13	MIVA Championship at Lewis
4/12/85..... H..... W..... 3-2..... 15-8, 15-11, 7-15, 14-16, 15-2	4/24/99..... N..... L..... 0-3..... 14-16, 13-15, 13-15
MIVA Championship Semifinal at Ball State	1/22/00..... H..... W..... 3-2..... 15-6, 9-15, 15-17, 15-10, 15-8
4/19/85..... N..... W..... 3-0..... 16-14, 15-8, 15-10	3/4/00..... A..... W..... 3-0..... 16-14, 17-15, 15-12
Indiana-Purdue Tournament	MIVA Championship at Ohio State
1/18/86..... A..... W..... 3-0..... 15-6, 15-11, 15-9	4/29/00..... H..... W..... 3-0..... 15-12, 15-10, 15-4
Penn State Tournament	2/17/01..... H..... W..... 3-1..... 30-23, 30-28, 23-30, 30-27
1/26/87..... N..... W..... 3-0..... 15-13, 15-6, 15-12	3/24/01..... A..... W..... 3-1..... 26-30, 30-23, 30-17, 30-27
Ohio State Invitational	3/9/02..... A..... W..... 3-0..... 30-22, 30-18, 30-28
2/8/86..... H..... W..... 3-2..... 14-16, 8-15, 15-7, 15-11, 15-10	4/12/02..... H..... W..... 3-0..... 30-18, 30-21, 30-24
3/14/86..... A..... L..... 1-3..... 15-8, 8-15, 12-15, 10-15	MIVA Quarterfinal at Ohio State
4/11/86..... H..... W..... 3-2..... 9-15, 15-8, 15-7, 7-15, 15-4	4/20/02..... H..... W..... 3-0..... 30-25, 30-19, 30-28
MIVA Championship Semifinal at Ohio State	2/25/03..... H..... W..... 3-1..... 25-30, 30-25, 34-32, 30-26
4/18/86..... H..... W..... 3-2..... 11-15, 15-6, 15-2, 11-15, 15-6	3/8/03..... A..... W..... 3-1..... 30-27, 25-30, 30-27, 30-20
Indiana-Purdue Tournament	MIVA Quarterfinal at Ohio State
1/17/87..... A..... L..... 0-3..... 11-15, 10-15, 12-15	4/19/03..... H..... L..... 2-3..... 28-30, 30-22, 30-27, 28-30, 11-15
2/20/87..... A..... L..... 2-3..... 14-16, 15-11, 9-15, 15-7, 9-15	2/6/04..... A..... L..... 1-3..... 33-35, 20-30, 32-30, 25-30
3/6/87..... H..... W..... 3-0..... 15-7, 15-11, 15-10	4/10/04..... H..... W..... 3-2..... 23-30, 32-30, 30-24, 27-30, 15-7
3/20/87..... A..... L..... 2-3..... 15-12, 15-6, 8-15, 7-15, 3-15	3/4/05..... H..... W..... 3-0..... 30-21, 33-31, 30-21
4/8/87..... H..... W..... 3-0..... 15-9, 15-10, 15-10	4/16/05..... A..... W..... 3-2..... 28-30, 29-31, 31-29, 30-18, 15-11
MIVA Championship Semifinal at Indiana-Purdue	MIVA Championship at Loyola
4/24/87..... A..... W..... 3-1..... 15-10, 14-16, 15-10, 15-7	4/30/05..... N..... W..... 3-1..... 30-23, 30-18, 27-30, 30-24
1/27/88..... A..... W..... 3-0..... 15-11, 15-13, 15-10	2/24/06..... H..... L..... 2-3..... 30-23, 30-28, 25-30, 21-30, 13-15
Indiana-Purdue Invitational	4/1/06..... A..... L..... 0-3..... 26-30, 28-30, 24-30
2/6/88..... A..... L..... 0-3..... 5-15, 11-15, 12-15	2/9/07..... A..... W..... 3-1..... 24-30, 30-25, 30-22, 30-26
2/26/88..... A..... L..... 2-3..... 6-15, 15-9, 10-15, 15-10, 11-15	2/24/07..... H..... W..... 3-1..... 27-30, 30-23, 30-27, 30-22
3/30/88..... H..... W..... 3-0..... 15-9, 15-6, 18-16	MIVA Championship at Ohio State
Naval Academy Invitational	4/28/07..... H..... L..... 0-3..... 22-30, 27-30, 26-30
4/9/88..... N..... W..... 3-2..... 12-15, 15-5, 15-13, 13-15, 15-10	1/11/08..... H..... W..... 3-2..... 25-30, 30-28, 25-30, 30-21, 15-6
MIVA Championship Semifinal at Ball State	4/8/08..... A..... W..... 3-2..... 27-20, 30-26, 30-26, 22-30, 15-13
4/22/88..... N..... W..... 3-0..... 15-10, 15-10, 15-12	1/31/09..... A..... W..... 3-0..... 30-22, 30-22, 30-21
Ft. Wayne Invitational at Indiana-Purdue	4/10/09..... H..... W..... 3-0..... 30-20, 30-19, 30-25
1/21/89..... A..... L..... 2-3..... 9-15, 15-3, 12-15, 15-8, 10-15	1/15/10..... H..... W..... 3-0..... 30-16, 34-32, 30-24
Nittany Lion Invitational at Penn State	3/6/10..... A..... W..... 3-2..... 30-26, 30-21, 29-31, 24-30, 15-12
1/29/89..... N..... L..... 2-3..... 12-15, 7-15, 15-4, 15-10, 6-15	1/21/11..... A..... W..... 3-0..... 25-15, 25-20, 25-16
2/4/89..... H..... W..... 3-0..... 15-5, 15-9, 15-9	2/25/11..... H..... W..... 3-0..... 25-13, 25-21, 25-23
2/17/89..... H..... L..... 0-3..... 9-15, 12-15, 13-15	2/9/12..... A..... W..... 3-1..... 27-29, 25-11, 25-21, 25-20
3/3/89..... A..... L..... 2-3..... 15-7, 6-15, 15-12, 16-18, 7-15	4/13/12..... H..... W..... 3-1..... 25-23, 25-20, 23-25, 25-23
MIVA Championship Semifinal at Ohio State	2/15/13..... H..... W..... 3-1..... 29-31, 25-23, 25-18, 25-23
4/21/89..... H..... W..... 3-2..... 5-15, 15-3, 15-11, 12-15, 15-11	3/23/13..... A..... L..... 2-3..... 26-28, 25-17, 25-20, 22-25, 9-15
Ft. Wayne Invitational at Indiana-Purdue	3/5/14..... A..... L..... 2-3..... 25-22, 22-25, 29-27, 23-25, 10-15
1/27/90..... A..... L..... 1-3..... 7-15, 17-15, 9-15, 12-15	4/4/14..... H..... L..... 2-3..... 19-25, 22-25, 25-16, 26-24, 10-15
2/16/90..... A..... L..... 1-3..... 2-15, 15-10, 11-15, 5-15	MIVA Quarterfinal at Fort Wayne
3/3/90..... H..... L..... 0-3..... 8-15, 11-15, 10-15	4/19/14..... A..... L..... 0-3..... 23-25, 22-25, 19-25
3/9/90..... A..... L..... 1-3..... 15-6, 14-16, 13-15, 11-15	2/20/15..... A..... W..... 3-0..... 25-18, 25-22, 25-12
Indiana-Purdue Invitational	4/11/15..... H..... W..... 3-0..... 25-23, 25-17, 25-21
1/25/91..... A..... L..... 1-3..... 11-15, 11-15, 16-14, 5-15	2/4/16..... H..... W..... 3-1..... 25-17, 21-25, 27-25, 25-14
2/27/91..... H..... L..... 1-3..... 15-9, 10-15, 11-15, 10-15	3/26/16..... A..... W..... 3-0..... 25-23, 27-25, 25-22
4/13/91..... A..... L..... 2-3..... 13-15, 5-15, 15-7, 17-15, 15-17	MIVA Quarterfinal at Ohio State
2/22/92..... A..... L..... 0-3..... 9-15, 12-15, 11-15	4/17/16..... H..... W..... 3-0..... 25-18, 25-17, 25-17
4/1/92..... H..... L..... 1-3..... 9-15, 15-11, 9-15, 9-15	2/4/17..... A..... W..... 3-0..... 25-17, 25-13, 25-21
MIVA Championship at Ohio State	3/23/17..... H..... W..... 3-0..... 25-11, 25-11, 25-16
4/18/92..... H..... L..... 0-3..... 9-15, 11-15, 5-15	2/10/18..... H..... W..... 3-0..... 25-23, 25-19, 25-14
3/6/93..... A..... W..... 3-1..... 15-13, 15-6, 13-15, 17-16	4/6/18..... A..... W..... 3-0..... 25-18, 25-23, 25-16
4/17/93..... H..... L..... 2-3..... 7-15, 8-15, 15-12, 15-9, 12-15	2/5/19..... A..... L..... 0-3..... 32-34, 17-25, 23-25
MIVA Championship at Ball State	4/4/19..... H..... W..... 3-2..... 18-25, 25-16, 21-25, 32-30, 15-9
4/24/93..... N..... W..... 3-2..... 15-12, 12-15, 9-15, 15-10, 15-11	
2/19/94..... H..... L..... 2-3..... 15-13, 16-14, 8-15, 6-15, 10-15	Puerto Rico-Mayaguez, 1-0
4/9/94..... A..... L..... 1-3..... 10-15, 15-13, 7-15, 7-15	3/25/97..... A..... W..... 3-1..... 12-15, 15-10, 15-9, 15-11
2/25/95..... A..... W..... 3-1..... 13-15, 15-7, 15-10, 15-12	
4/5/95..... H..... W..... 3-1..... 15-5, 15-3, 11-15, 15-13	
MIVA Semifinals at Ball State	
4/21/95..... N..... W..... 3-2..... 10-15, 12-15, 15-10, 15-13, 16-14	
1/26/96..... H..... W..... 3-1..... 10-15, 15-10, 15-7, 15-7	



RESULTS BY OPPONENT

Queens, 2-0

Nittany Lion Invitational at Penn State

1/27/80 N..... W..... 2-0..... 15-7, 15-6

Pittsburgh Invitational

2/15/80 N..... W..... 2-0..... 15-7, 15-7

Quincy, 61-3

2/28/20 A..... W..... 3-0..... 25-17, 25-23, 25-16

4/2/21 A..... W..... 3-0..... 25-20, 25-19, 25-18

4/3/21 A..... L..... 2-3..... 22-25, 25-19, 25-16, 21-25, 10-15

Best of Five Tournament at Ohio State

1/16/93 H..... W..... 3-0..... 15-3, 15-6, 15-4

3/29/93 H..... W..... 3-0..... 15-5, 15-8, 15-6

2/11/94 H..... W..... 3-0..... 15-3, 15-5, 15-8

3/12/94 A..... W..... 3-0..... 15-5, 15-6, 15-3

2/18/95 A..... W..... 3-0..... 15-6, 15-5, 15-4

3/5/95 H..... W..... 3-0..... 15-5, 15-4, 15-8

2/11/96 A..... W..... 3-1..... 8-15, 16-14, 15-5, 15-11

2/11/96 A..... L..... 1-3..... 14-16, 11-15, 15-13, 11-15

4/13/96 H..... W..... 3-0..... 15-6, 15-4, 15-10

MIVA Quarterfinal at Ohio State

4/18/96 H..... W..... 3-0..... 15-6, 15-5, 15-6

2/23/97 H..... W..... 3-0..... 15-6, 15-8, 15-0

2/23/97 H..... W..... 3-0..... 15-4, 15-4, 15-3

2/22/98 A..... W..... 3-0..... 15-9, 15-13, 15-8

3/9/98 H..... W..... 3-0..... 15-6, 15-2, 15-8

2/8/99 A..... W..... 3-0..... 15-6, 15-5, 17-15

3/31/99 H..... W..... 3-0..... 15-0, 15-5, 15-2

2/27/00 A..... W..... 3-0..... 15-12, 15-13, 15-10

4/2/00 H..... W..... 3-0..... 15-6, 15-3, 15-11

2/10/01 A..... W..... 3-0..... 30-27, 31-29, 30-16

3/23/01 H..... W..... 3-0..... 30-24, 30-20, 30-27

3/16/02 A..... W..... 3-0..... 30-22, 30-19, 30-25

4/5/02 H..... W..... 3-1..... 30-23, 26-30, 30-21, 30-24

3/22/03 A..... W..... 3-0..... 30-27, 30-26, 30-17

4/5/03 H..... W..... 3-1..... 30-25, 30-24, 26-30, 30-25

3/6/04 A..... W..... 3-0..... 32-30, 30-26, 30-25

4/17/04 H..... W..... 3-0..... 30-26, 30-24, 30-20

MIVA Quarterfinal at Ohio State

4/24/04 H..... W..... 3-0..... 30-27, 30-23, 30-19

2/13/05 H..... W..... 3-1..... 26-30, 30-16, 30-26, 30-25

3/20/05 A..... W..... 3-0..... 31-29, 30-28, 30-23

MIVA Quarterfinal at Ohio State

4/23/05 H..... W..... 3-1..... 30-19, 26-30, 30-23, 30-27

4/8/06 H..... W..... 3-0..... 30-19, 30-27, 30-27

4/15/06 A..... W..... 3-0..... 30-23, 34-32, 30-28

MIVA Quarterfinal at Ohio State

4/22/06 H..... W..... 3-1..... 27-30, 30-22, 30-28, 30-22

4/6/07 H..... W..... 3-0..... 30-23, 30-17, 30-20

4/7/07 H..... W..... 3-0..... 30-20, 30-22, 30-18

1/25/08 A..... W..... 3-0..... 30-23, 30-14, 30-19

1/26/08 A..... W..... 3-0..... 30-19, 30-28, 30-17

2/19/09 H..... W..... 3-0..... 30-22, 30-20, 30-18

2/20/09 H..... W..... 3-0..... 30-21, 30-18, 30-24

4/2/10 A..... W..... 3-0..... 30-17, 30-18, 30-26

4/3/10 A..... W..... 3-0..... 30-21, 30-28, 30-27

2/10/11 H..... W..... 3-0..... 25-16, 25-17, 25-19

2/11/11 H..... W..... 3-0..... 25-22, 25-15, 25-21

3/23/12 A..... L..... 1-3..... 21-25, 25-14, 23-25, 21-25

3/24/12 A..... W..... 3-0..... 25-23, 25-21, 25-22

4/12/13 H..... W..... 3-0..... 25-14, 25-16, 25-15

4/13/13 H..... W..... 3-0..... 25-22, 25-21, 25-23

1/24/14 A..... W..... 3-0..... 25-21, 25-18, 25-23

3/28/14 H..... W..... 3-1..... 25-15, 27-29, 25-13, 25-18

2/6/15 H..... W..... 3-0..... 25-20, 25-18, 25-15

4/4/15 A..... W..... 3-1..... 25-15, 25-18, 22-25, 25-17

1/29/16 A..... W..... 3-0..... 25-21, 25-13, 25-23

4/10/16 H..... W..... 3-0..... 25-18, 26-24, 25-21

2/17/17 H..... W..... 3-1..... 25-1, 22-25, 25-15, 25-20

4/8/17 A..... W..... 3-1..... 25-16, 25-27, 25-15, 25-12

MIVA Tournament Quarterfinal at Ohio State

4/15/17 H..... W..... 3-0..... 25-14, 25-20, 25-15

2/18/18 H..... W..... 3-0..... 25-22, 25-15, 25-15

3/23/18 A..... W..... 3-0..... 25-16, 25-9, 25-23

MIVA Tournament Quarterfinal at Ohio State

4/14/18 H..... W..... 3-0..... 25-22, 25-18, 25-12

2/16/19 A..... W..... 3-1..... 25-23, 25-19, 24-26, 25-19

3/23/19 H..... W..... 3-0..... 25-12, 25-17, 25-20

Regina, 0-1

Excaliber Tournament at York Canada

1/3/86 N..... L..... 1-3..... 15-2, 9-15, 11-15, 11-15

Rhode Island, 1-0

3/20/72 A..... W..... 3-1..... na

Rutgers-Newark, 30-13

NCAA Championship Consolation at Ohio State

5/6/78 H..... W..... 3-0..... 15-11, 15-12, 15-9

Golden Dome Tournament at Rutgers-Newark

3/3/79 A..... L..... 0-3..... 8-15, 5-15, 5-15

Pittsburgh Invitational

2/16/80 N..... L..... 1-2..... 15-12, 12-15, 9-15

NCAA Championship Consolation at Ball State

5/10/80 N..... W..... 3-0..... 15-12, 15-9, 15-2

Pittsburgh Invitational

2/14/81 N..... W..... 2-0..... 15-12, 15-8

Golden Dome Invitational at Rutgers-Newark

3/11/83 A..... W..... 2-0..... 15-4, 18-16

Penn State Invitational

1/25/85 N..... L..... 1-3..... 7-15, 9-15, 15-7, 12-15

Golden Dome Tournament at Rutgers-Newark

3/9/85 A..... W..... 3-2..... 6-15, 13-15, 15-3, 15-7, 15-3

Penn State Tournament

1/25/86 N..... W..... 3-1..... 15-2, 13-15, 15-13, 15-9

Golden Dome Classic at Rutgers-Newark

3/7/86 A..... W..... 3-0..... 15-9, 16-14, 15-11

Penn State Invitational

1/25/87 N..... W..... 3-0..... 15-11, 15-9, 15-10

Golden Dome Invitational at Rutgers-Newark

2/14/87 A..... W..... 3-0..... 16-14, 15-13, 15-11

Golden Dome Invitational at Rutgers-Newark

2/12/88 A..... L..... 0-3..... 13-15, 9-15, 12-15

1/13/89 H..... W..... 3-0..... 15-5, 15-9, 15-7

Nittany Lion Invitational at Penn State

1/20/90 N..... L..... 0-3..... 13-15, 5-15, 9-15

1/28/90 H..... W..... 3-2..... 8-15, 15-7, 12-15, 15-9, 15-13

Golden Dome Tournament at Rutgers-Newark

2/9/90 A..... L..... 0-3..... 5-15, 11-15, 9-15

Dutch Country Classic at Elizabethtown, Pa.

3/31/90 N..... L..... 2-3..... 15-12, 15-8, 7-15, 13-15, 14-16

1/27/91 H..... W..... 3-1..... 12-15, 15-9, 15-2, 15-8

Nittany Lion Invitational at Penn State

1/25/92 N..... L..... 0-3..... 13-15, 3-15, 5-15

Golden Dome Invitational at Rutgers-Newark

2/8/92 A..... L..... 0-3..... 12-15, 4-15, 7-15

3/14/92 H..... L..... 2-3..... 3-15, 6-15, 15-13, 15-10, 10-15

Nittany Lion Invitational at Penn State

1/29/94 N..... L..... 0-3..... 13-15, 7-15, 8-15

At Golden Dome Classic, Rutgers, New Jersey

3/2/96 A..... W..... 3-2..... 9-15, 15-10, 6-15, 15-11, 16-14

3/8/96 H..... W..... 3-1..... 15-12, 15-5, 12-15, 15-5

1/18/97 A..... W..... 3-1..... 15-8, 14-16, 15-8, 15-10

3/1/97 H..... W..... 3-0..... 15-2, 15-5, 16-14

At Golden Dome Classic, Newark, New Jersey

2/12/99 A..... W..... 3-1..... 16-14, 15-13, 10-15, 15-9

3/6/99 H..... W..... 3-0..... 15-11, 15-9, 15-13

Golden Dome Invitational, Newark, New Jersey

2/19/00 A..... W..... 3-0..... 15-6, 15-5, 15-8

3/31/00 H..... W..... 3-0..... 15-5, 15-8, 15-11

1/17/02 H..... W..... 3-1..... 30-26, 32-34, 30-22, 31-29



RESULTS BY OPPONENT

3/2/02A.....L.....2-3.....30-26, 29-31, 30-24, 29-31, 19-21
 1/18/04H.....W.....3-0.....32-30, 32-30, 30-27
 1/21/05H.....W.....3-1.....24-30, 30-19, 30-25, 30-25
 2/18/05A.....L.....0-3.....23-30, 23-30, 29-31
 1/11/06H.....W.....3-0.....30-22, 30-26, 30-26
 1/26/07H.....W.....3-0.....30-26, 30-28, 30-18
 2/2/07A.....W.....3-0.....30-27, 30-25, 30-27
 2/8/08A.....W.....3-0.....30-24, 30-27, 30-20
 4/5/08H.....W.....3-0.....30-27, 30-20, 30-28
 2/5/09H.....W.....3-0.....30-23, 30-24, 30-27
 3/21/09A.....W.....3-0.....30-15, 30-19, 30-20

Saint Francis, 35-2

Best of Five Tournament at Ohio State

1/16/93H.....W.....3-0.....15-7, 15-3, 17-15

Best of Five Tournament at Ohio State

1/17/93H.....W.....3-0.....15-8, 15-6, 15-3
 3/27/94A.....W.....3-0.....15-11, 15-7, 15-13
 4/1/94H.....W.....3-1.....15-10, 15-6, 13-15, 15-3
 1/30/00H.....W.....3-0.....15-8, 15-13, 15-13
 1/12/01A.....W.....3-0.....30-15, 30-26, 30-24
 1/12/02H.....W.....3-0.....30-18, 30-19, 30-20
 1/24/03H.....W.....3-1.....30-19, 30-25, 28-30, 30-16
 1/11/04A.....W.....3-0.....30-18, 30-24, 30-23
 3/12/04H.....W.....3-0.....30-22, 30-20, 30-28
 1/9/05H.....W.....3-1.....24-30, 30-21, 30-28, 30-21
 1/28/05A.....W.....3-0.....30-23, 30-24, 30-27
 1/6/06H.....W.....3-0.....30-25, 30-21, 31-29
 1/19/07H.....W.....3-0.....30-24, 30-19, 30-21
 2/2/07A.....W.....3-1.....30-26, 30-27, 24-30, 30-20
 1/20/08H.....W.....3-0.....30-19, 30-25, 30-16
 3/29/08A.....W.....3-1.....31-29, 29-31, 30-28, 32-30
 1/25/09A.....W.....3-2.....30-20, 33-31, 28-30, 26-30, 15-12
 4/17/09H.....W.....3-1.....30-16, 23-30, 30-28, 32-30
 1/17/10A.....L.....1-3.....22-30, 25-30, 30-22, 25-30
 4/17/10H.....W.....3-1.....30-21, 28-30, 30-23, 30-24
 1/15/11H.....W.....3-0.....25-16, 25-18, 25-19
 4/17/11A.....W.....3-0.....25-19, 25-13, 25-23
 1/22/12H.....W.....3-1.....25-20, 22-25, 25-18, 29-27
 3/2/12A.....W.....3-2.....23-25, 25-21, 21-25, 25-14, 15-11
 1/5/13H.....W.....3-0.....25-17, 25-22, 25-16
 1/20/13A.....W.....3-1.....25-18, 25-23, 22-25, 25-21
 2/9/14H.....W.....3-1.....25-19, 29-31, 25-23, 25-17
 2/15/15H.....W.....3-1.....25-21, 23-25, 25-11, 25-16
 3/20/15A.....W.....3-0.....25-18, 25-23, 25-17
 1/20/17A.....W.....3-0.....25-23, 25-18, 25-18
 3/3/17H.....W.....3-1.....25-15, 23-25, 25-15, 25-15
 1/25/18H.....W.....3-0.....25-23, 25-21, 25-21
 3/17/18A.....W.....3-0.....25-18, 25-18, 25-19
 2/1/19H.....L.....2-3.....18-25, 21-25, 25-16, 27-25, 12-15
 1/9/20H.....W.....3-0.....25-18, 25-20, 25-19
 1/31/20A.....W.....3-0.....25-16, 25-23, 27-25

San Diego State, 2-2

Collegiate Volleyball Classic at San Diego

4/2/77N.....W.....3-0.....15-5, 15-10, 15-5
 3/24/82A.....L.....1-3.....15-12, 13-15, 14-16, 8-15
 3/24/90A.....L.....1-3.....12-15, 15-13, 2-15, 8-15
 3/21/98A.....W.....3-2.....13-15, 15-10, 15-9, 13-15, 15-11

Santa Cruz, 5-0

3/24/91A.....W.....3-0.....15-13, 15-3, 15-11
 3/21/93A.....W.....3-1.....15-11, 15-13, 12-15, 15-10
 3/29/93H.....W.....3-1.....15-8, 15-1, 12-15, 15-6

Pacific Spring Tournament at Pacific

3/19/94N.....W.....3-0.....15-7, 15-1, 15-0
 3/18/96A.....W.....3-0.....15-8, 15-5, 15-9

Sherbrooke, 0-1

Sherbrooke Invitational

11/26/88A.....L.....2-3.....12-15, 16-14, 15-7, 5-15, 5-15

Slippery Rock, 0-0-1

YMCA Tournament at Columbus, Ohio

1/30/71N.....T.....1-1.....15-8, 13-15

Springfield, 12-1

3/22/72A.....W.....3-2.....na

Ohio State Invitational

3/15/74H.....W.....2-0.....15-12, 15-11

Ohio State Invitational

3/29/75H.....W.....2-0.....15-10, 15-13

Ohio State Invitational

2/28/76H.....W.....2-0.....15-9, 15-8

NCAA Championship Consolation at Ball State

6/1/76N.....W.....2-0.....15-4, 15-4

2/1/03H.....W.....3-0.....30-20, 30-21, 30-23

2/2/03H.....L.....2-3.....30-27, 30-20, 28-30, 29-31, 11-15

Volleyball Hall of Fame Classic, Springfield, Mass.

2/21/04A.....W.....3-1.....30-27, 23-30, 30-18, 30-18

1/16/05H.....W.....3-0.....30-19, 30-22, 30-20

1/17/05H.....W.....3-0.....30-27, 30-21, 30-16

Volleyball Hall of Fame Classic, Springfield, Mass.

2/11/06A.....W.....3-1.....40-42, 30-21, 30-27, 30-25

1/15/07H.....W.....3-0.....30-17, 30-18, 30-17

1/16/07H.....W.....3-0.....30-18, 30-21, 30-24

Stanford, 4-11

Sports Imports Invitational at Ohio State

4/4/81H.....W.....3-2.....14-16, 15-8, 16-14, 12-15, 16-14

3/25/89A.....L.....0-3.....11-15, 14-16, 9-15

3/25/91A.....L.....2-3.....15-11, 12-15, 15-12, 10-15, 11-15

3/22/93A.....L.....0-3.....4-15, 10-15, 7-15

3/23/94H.....L.....0-3.....8-15, 9-15, 10-15

3/16/96A.....L.....0-3.....5-15, 8-15, 8-15

NCAA Preview Tourney at Ohio State

1/25/97H.....L.....1-3.....7-15, 15-7, 12-15, 5-15

1/17/98A.....L.....1-3.....9-15, 8-15, 15-12, 13-15

1/16/09H.....L.....0-3.....28-30, 26-30, 34-36

NCAA Championship Semifinal at Stanford

5/6/10A.....L.....0-3.....25-30, 26-30, 17-30

Ken and Dave Dunlap Invitational at Ohio State

1/28/12H.....L.....2-3.....22-25, 25-23, 26-24, 22-25, 12-15

1/13/17A.....W.....3-0.....25-23, 25-21, 25-19

1/14/17A.....W.....3-0.....25-23, 29-27, 26-24

1/12/18H.....W.....3-1.....25-18, 25-22, 22-25, 25-23

1/12/19A.....L.....1-3.....22-25, 26-24, 20-25, 21-25

Unknown Team, 2-0

/ /70?.....W.....?.....unknown win

/ /70?.....W.....?.....unknown win

Tennessee, 16-1

Tennessee Tournament

1/20/68A.....W.....2-0.....15-8, 15-7

Ohio State Invitational

4/4/69H.....W.....2-0.....na

Tennessee Tournament

1/18/69A.....W.....2-0.....15-0, 15-9

Ohio State Invitational

4/4/70H.....W.....3-1.....15-11, 12-15, 15-2, 15-5

1/17/70A.....W.....2-1.....10-15, 15-6, 15-10

Ohio State Invitational

4/3/71H.....W.....2-1.....8-15, 15-9, 15-9

YMCA Tournament at Dayton, Ohio

2/6/71N.....L.....0-2.....13-15, 14-16

1/16/71A.....W.....2-0.....15-12, 17-15

Ohio State Invitational

4/1/72H.....W.....3-0.....na



RESULTS BY OPPONENT

Ohio State Invitational	3/1/08A.....W.....3-2.....30-25, 23-30, 18-30, 30-24, 15-13
4/14/73H.....W.....2-1.....na	NCAA Semifinal at Brigham Young
Ball State Invitational	5/7/09N.....L.....0-3.....25-30, 25-30, 26-30
3/24/73N.....W.....2-0.....15-3, 15-9	Played at Penn State
Ohio State Invitational	2/5/11N.....W.....3-2.....25-22, 23-25, 25-21, 20-25, 15-8
3/29/75H.....W.....2-0.....15-10, 16-14	3/26/11A.....L.....0-3.....20-25, 22-25, 18-25
Ohio State Invitational	Played at Hawaii
2/28/76H.....W.....2-0.....15-7, 15-12	1/9/15N.....L.....0-3.....24-26, 21-25, 22-25
Ohio State Invitational	Played at Long Beach State
3/5/77H.....W.....2-0.....15-9, 15-11	3/11/16N.....W.....3-1.....25-18, 20-25, 25-21, 25-17
Ohio State Invitational	3/11/17H.....L.....0-3.....26-28, 19-25, 20-25
3/3/78H.....W.....2-0.....15-2, 15-12	NCAA Tournament Semifinal at UCLA
Buckeye Collegiate Invitational	5/1/18N.....W.....3-2.....25-19, 22-25, 25-23, 22-25, 16-14
2/6/81H.....W.....2-0.....15-8, 15-6	UCLA, 3-21
Buckeye Invitational at Ohio State	NCAA Championship Semifinal at UCLA
2/6/82H.....W.....2-1.....14-16, 15-2, 15-11	5/9/75A.....L.....1-3.....1-15, 11-15, 15-8, 10-15
Tennessee-Chattanooga, 1-0	Collegiate Classic at UCLA
Pittsburgh Tournament	4/6/79A.....L.....0-3.....1-15, 2-15, 17-19
2/12/82N.....W.....2-0.....15-4, 15-3	NCAA Championship Semifinal at Ball State
Thomas More, 9-0	5/9/80N.....L.....0-3.....8-15, 7-15, 7-15
2/12/95A.....W.....3-0.....15-4, 15-9, 15-7	NCAA Championship Semifinal at Santa Barbara
3/28/95H.....W.....3-1.....15-4, 15-6, 15-17, 15-4	5/8/81N.....L.....0-3.....8-15, 7-15, 9-15
MIVA Quarterfinals at Ball State	NCAA Championship Semifinal at Penn State
4/20/95N.....W.....3-0.....15-1, 15-5, 15-9	5/7/82N.....L.....0-3.....10-15, 12-15, 7-15
Best of Five Invitational at Ohio State	Golden Dome Invitational at Rutgers-Newark
1/13/96H.....W.....3-0.....15-5, 15-7, 15-3	3/11/83N.....L.....0-2.....2-15, 14-16
2/7/96H.....W.....3-0.....15-5, 15-2, 15-1	Golden Dome Invitational at Rutgers-Newark
3/27/96A.....W.....3-0.....15-9, 15-5, 15-2	3/12/83N.....L.....2-3.....7-15, 15-13, 15-6, 10-15, 8-15
1/11/97H.....W.....3-0.....15-5, 15-2, 15-6	NCAA Championship Semifinal at Ohio State
1/30/97A.....W.....3-0.....15-4, 15-5, 15-4	5/6/83H.....L.....0-3.....4-15, 5-15, 4-15
2/19/97H.....W.....3-0.....15-6, 15-5, 15-5	NCAA Championship Semifinal at UCLA
Toledo, 8-0	5/1/87A.....L.....0-3.....7-15, 10-15, 11-15
MIVA Tournament- 1st Round at Ohio State	3/17/89A.....L.....0-3.....10-15, 2-15, 9-15
//69H.....W.....2-0.....na	NCAA Championship Semifinal at UCLA
Ohio State Invitational	5/7/93A.....L.....0-3.....4-15, 4-15, 2-15
4/3/71H.....W.....2-0.....15-11, 15-10	Nittany Lion Invitational at Penn State
2/20/71A.....W.....3-1.....12-15, 15-10, 15-7, 15-7	1/21/94N.....L.....1-3.....8-15, 15-13, 3-15, 9-15
Buckeye Collegiate Invitational	NCAA Championship Match at Ft. Wayne, Indiana
2/6/81H.....W.....2-0.....15-0, 15-1	5/6/00N.....L.....0-3.....8-15, 10-15, 15-17
2/21/81A.....W.....3-0.....15-1, 15-3, 15-3	NCAA Championship Semifinal at Long Beach State
Buckeye Invitational at Ohio State	5/3/01N.....L.....1-3.....21-30, 20-30, 30-22, 24-30
2/5/82H.....W.....2-0.....15-5, 15-1	Outrigger Hotels Invitational, Honolulu, Hawai'i
3/3/82H.....W.....3-0.....15-3, 15-7, 15-2	1/19/06N.....W.....3-0.....30-27, 32-30, 20-38
4/6/82A.....W.....3-0.....15-0, 15-2, 15-8	UC Santa Barbara Invitational
Toronto, 1-1	1/6/12N.....L.....0-3.....16-25, 19-25, 16-25
Excaliber Tournament at York Canada	Outrigger Hotels Invitational, Honolulu, Hawai'i
1/7/84N.....W.....3-0.....15-7, 15-13, 15-8	1/11/13N.....L.....2-3.....25-17, 22-25, 25-18, 18-25, 13-15
Excaliber Tournament at York Canada	Outrigger Hotels Invitational, Honolulu, Hawai'i
1/5/86N.....L.....1-3.....16-14, 6-15, 8-15, 4-15	1/10/14N.....L.....0-3.....14-25, 23-25, 21-25
Tri-State, 6-0	AVCA Showcase (Big Ten/Pac-12 Challenge) at Penn State
2/20/91H.....W.....3-0.....15-3, 15-0, 15-8/non-ncaa	1/7/16N.....L.....1-3.....26-24, 22-25, 22-25, 22-25
3/2/91A.....W.....3-0.....15-6, 15-3, 15-3/non-ncaa	1/26/20N.....L.....1-3.....16-25, 26-24, 16-25, 17-25
Best of Five Tournament at Ohio State	NCAA Championship Semifinal at Penn State
1/16/93H.....W.....3-0.....15-2, 15-10, 15-5	5/5/16N.....W.....3-2.....22-25, 25-22, 25-21, 20-25, 18-16
Best of Five Invitational at Ohio State	AVCA Showcase (Big Ten/Pac-12 Challenge) at Ohio State
1/13/95H.....W.....3-0.....15-8, 15-6, 15-9	1/7/17H.....W.....3-1.....25-22, 18-25, 25-21, 25-23
3/8/97H.....W.....3-0.....15-3, 15-2, 15-13	1/20/18A.....L.....2-3.....18-25, 25-22, 25-27, 26-24, 14-16
1/10/98H.....W.....3-0.....15-5, 15-4, 15-7	AVCA Showcase (Big Ten/Pac-12 Challenge) at USC
UC Irvine, 5-7	3/8/19N.....L.....0-3.....21-25, 20-25, 21-25
3/19/89A.....W.....3-2.....15-6, 6-15, 15-6, 1-15, 15-12	UC San Diego, 3-1
3/25/92A.....L.....0-3.....10-15, 9-15, 8-15	1/13/06H.....W.....3-1.....30-25, 30-22, 31-33, 30-17
Volleyball Hall of Fame Classic, Springfield, Mass.	1/15/07H.....W.....3-1.....30-23, 27-30, 30-25, 30-23
2/20/04N.....L.....1-3.....28-30, 30-27, 20-30, 24-30	3/24/11A.....L.....1-3.....25-21, 22-25, 22-25, 26-28
2/29/08A.....L.....0-3.....23-30, 25-30, 13-30	3/10/17H.....W.....3-0.....25-17, 25-19, 25-13
	UC Santa Barbara, 2-9
	2/25/74H.....L.....0-3.....3-15, 3-15, 2-15
	4//79A.....L.....0-3.....5-15, 9-15, 7-15
	3/24/87A.....L.....0-3.....14-16, 10-15, 10-15



RESULTS BY OPPONENT

3/23/88.....A.....L.....0-3.....7-15, 6-15, 9-15	West Georgia College, 2-0
3/28/91.....A.....L.....0-3.....3-15, 7-15, 11-15	Tennessee Tournament
3/23/92.....A.....L.....0-3.....9-15, 9-15, 8-15	1/20/68.....N.....W.....2-0.....na
2/7/20.....H.....L.....1-3.....28-26, 19-25, 19-25, 18-25	Tennessee Tournament
Volleyball Hall of Fame/Morgan Classic at Springfield, Mass.	1/18/69.....N.....W.....2-0.....15-0, 15-11
2/27/10.....N.....L.....0-3.....32-34, 30-23, 17-30	Western Ontario, 6-1
NCAA Championship Match at Penn State	Pittsburgh Invitational
5/7/11.....N.....W.....3-2.....20-25, 25-20, 25-19, 22-25, 15-9	2/10/79.....N.....W.....2-0.....15-12, 15-10
UC Santa Barbara Invitational	Nittany Lion Invitationa at Penn State
1/6/12.....A.....W.....3-2.....19-25, 18-25, 25-19, 28-26, 15-9	1/27/80.....N.....W.....2-0.....15-11, 15-8
at Long Beach State	Penn State Tournament
2/8/19.....N.....L.....0-3.....22-25, 22-25, 12-25	1/28/84.....N.....W.....3-0.....15-8, 15-6, 15-11
Urbana, 1-0	Penn State Invitational
1/7/20.....H.....W.....3-0.....25-20, 25-11, 25-19	1/26/85.....N.....L.....0-3.....8-15, 4-15, 2-15
USC, 4-19	Excaliber Tournament at York Canada
Collegiate Volleyball Classic at San Diego	1/4/86.....N.....W.....3-2.....15-6, 5-15, 17-19, 15-13, 15-2
4/1/77.....N.....L.....1-3.....15-13, 12-15, 11-15, 10-15	Excaliber Tournament at York Canada
NCAA Championship Match at UCLA	1/5/86.....N.....W.....3-1.....15-10, 11-15, 15-12, 15-13
5/7/77.....N.....L.....1-3.....7-15, 15-9, 10-15, 12-15	Nittany Lion Invitational at Penn State
Collegiate Volleyball Classic at UCLA	1/28/89.....N.....W.....3-1.....15-13, 15-2, 12-15, 15-9
3/11/78.....N.....L.....2-3.....15-13, 8-15, 15-7, 13-15, 5-15	Wheaton, 1-0
Golden Dome Tournament at Rutgers-Newark	MIVA Classic at George Williams
3/2/79.....N.....L.....1-3.....11-15, 17-19, 15-13, 7-15	2/26/78.....N.....W.....3-0.....15-4, 15-10, 15-6
Sports Imports Invitational at Ohio State	Wilfrid-Laurier, 2-0
4/3/81.....H.....L.....1-3.....15-11, 7-15, 8-15, 11-15	Ohio State Invitational
3/23/82.....A.....L.....0-3.....8-15, 14-16, 5-15	2/9/86.....H.....W.....3-0.....15-1, 15-8, 15-11
NCAA Championship Consolation at Penn State	Guelph Invitational
5/8/82.....N.....L.....1-2.....15-12, 2-15, 9-15	11/27/87.....N.....W.....3-0.....15-3, 15-3, 15-3
NCAA Championship Semifinal at Penn State	William Woods, 1-0
5/2/86.....N.....L.....0-3.....5-15, 10-15, 3-15	1/9/98.....H.....W.....3-0.....15-6, 15-5, 15-5
3/22/87.....A.....L.....1-3.....0-15, 8-15, 15-4, 10-15	Winnipeg, 4-2
3/24/88.....A.....L.....0-3.....10-15, 8-15, 2-15	Played at Maple Heights, Ohio
Ft. Wayne Invitational at Indiana-Purdue	/ /81.....N.....W.....3-1.....na
1/20/89.....N.....L.....0-3.....12-15, 6-15, 10-15	Buckeye Collegiate Invitational
3/22/89.....A.....L.....0-3.....7-15, 6-15, 12-15	2/7/81.....H.....W.....2-1.....15-8, 15-17, 15-6
Ft. Wayne Invitational at Indiana-Purdue	Pittsburgh Invitational
1/26/90.....N.....L.....1-3.....11-15, 15-10, 5-15, 7-15	2/14/81.....N.....W.....2-0.....15-12, 15-8
3/21/90.....A.....L.....0-3.....7-15, 7-15, 14-16	Pittsburgh Tournament
Indiana-Purdue Invitational	2/13/82.....N.....L.....1-2.....13-15, 16-14, 13-15
1/31/92.....N.....L.....0-3.....11-15, 3-15, 13-15	Pittsburgh Invitational
NCAA Preview Tourney at Ohio State	2/12/83.....N.....W.....3-1.....13-15, 15-3, 15-7, 15-7
1/24/97.....H.....W.....3-2.....16-14, 6-15, 15-13, 11-15, 15-11	Penn State Tournament
3/21/00.....A.....L.....2-3.....15-11, 11-15, 15-7, 6-15, 15-17	1/29/84.....N.....L.....1-3.....15-3, 15-5, 14-16, 15-5
1/10/09.....N.....L.....1-3.....18-30, 28-30, 30-25, 29-31	Wisconsin, 10-0
Outrigger Hotels Invitational, Honolulu, Hawaii	MIVA Classic at Chicago, Illinois
1/8/10.....N.....L.....1-3.....30-20, 26-30, 25-30, 14-30	2/17/79.....N.....W.....3-0.....15-6, 15-13, 15-8
AVCA Showcase (Big Ten/Pac-12 Challenge) at Penn State	Big Ten Invitational at Indiana
1/8/16.....N.....W.....3-0.....25-11, 25-20, 25-15	2/24/79.....N.....W.....2-0.....15-12, 15-6
1/24/20.....N.....W.....3-0.....25-10, 25-21, 25-22	3/9/79.....H.....W.....3-0.....15-4, 15-1, 15-9
AVCA Showcase (Big Ten/Pac-12 Challenge) at Ohio State	3/24/79.....A.....W.....3-0.....15-5, 15-5, 15-1
1/6/17.....H.....W.....3-1.....22-25, 27-25, 25-18, 25-16	Ohio State Invitational
1/18/18.....N.....W.....3-1.....25-16, 25-20, 20-25, 25-21	2/2/80.....H.....W.....2-0.....15-8, 15-11
AVCA Showcase (Big Ten/Pac-12 Challenge) at USC	4/25/80.....H.....W.....3-0.....15-10, 15-9, 15-2
3/9/19.....A.....L.....2-3.....18-25, 25-23, 25-19, 15-25, 10-15	3/7/81.....H.....W.....3-0.....15-4, 15-5, 15-7
Virginia Tech, 1-0	4/11/81.....A.....W.....3-1.....15-7, 9-15, 15-5, 15-5
Tennessee Tournament	Played at George Williams
1/18/69.....N.....W.....2-0.....15-4, 15-6	1/30/82.....N.....W.....3-0.....15-4, 15-7, 15-12
Waterloo, 2-0	2/28/87.....H.....W.....3-0.....15-8, 15-2, 15-11
Pittsburgh Invitational	Wisconsin-Milwaukee, 20-0
2/11/83.....N.....W.....3-0.....15-4, 15-6, 15-9	Asica Qualifier at Indiana-Purdue
Guelph Invitational	1/19/91.....N.....W.....3-0.....15-3, 15-7, 15-9
11/28/87.....N.....W.....3-0.....15-11, 15-5, 15-11	3/9/91.....A.....W.....3-0.....15-5, 15-9, 15-13
	4/6/91.....H.....W.....3-0.....15-1, 15-10, 15-11
	1/18/92.....H.....W.....3-0.....15-6, 15-5, 15-8



RESULTS BY OPPONENT

4/11/92.....A.....W.....3-0.....	15-8, 15-13, 15-8
1/15/93.....H.....W.....3-2.....	13-15, 15-11, 12-15, 15-6, 15-10
Best of Five Tournament at Ohio State	
1/16/93.....H.....W.....3-0.....	15-6, 15-9, 15-5
4/10/93.....A.....W.....3-0.....	15-10, 15-12, 15-4
MIVA Tournament Semifinal at Ball State	
4/23/93.....N.....W.....3-0.....	15-8, 15-13, 15-12
Best of Five Tournament at Worthington High School	
1/15/94.....N.....W.....3-0.....	15-8, 15-12, 15-13
2/12/94.....H.....W.....3-2.....	15-13, 15-10, 15-17, 11-5, 15-7
2/26/94.....A.....W.....3-0.....	15-8, 15-4, 15-12
Best of Five Invitational at Ohio State	
1/14/95.....H.....W.....3-0.....	15-12, 15-7, 15-6
4/1/95.....A.....W.....3-0.....	15-8, 15-7, 15-13
4/15/95.....H.....W.....3-0.....	15-6, 15-3, 15-4
Best of Five Invitational at Ohio State	
1/13/96.....H.....W.....3-0.....	15-8, 15-7, 15-1
2/3/96.....A.....W.....3-2.....	8-15, 15-12, 10-15, 15-4, 17-15
4/12/96.....H.....W.....3-0.....	15-4, 15-5, 15-11
2/14/97.....A.....W.....3-0.....	15-7, 15-6, 15-8
4/6/97.....H.....W.....3-0.....	15-11, 15-8, 15-4
Wright State, 5-0	
3/28/78.....H.....W.....3-0.....	15-1, 15-4, 15-3
4/18/78.....A.....W.....3-0.....	15-6, 15-0, 15-8
MIVA Classic at Chicago, Illinois	
2/17/79.....N.....W.....3-0.....	15-3, 15-2, 15-1
4/3/79.....H.....W.....3-0.....	15-2, 15-5, 15-2
4/24/79.....A.....W.....3-2.....	12-15, 15-4, 13-15, 15-10, 15-4
Yale, 2-0	
NCAA Championship Consolation at UCLA	
5/10/75.....N.....W.....2-0.....	15-4, 15-6
New Jersey Inst. Of Tech. Tournament	
2/1/86.....N.....W.....2-0.....	15-0, 15-1
York 6-1	
Nittany Lion Invitationa at Penn State	
A/27/80.....N.....W.....2-0.....	15-10, 15-8
Pittsburgh Invitational	
2/12/83.....N.....W.....3-1.....	15-4, 13-15, 15-4, 15-10
Excaliber Tournament at York Canada	
1/7/84.....A.....W.....3-2.....	15-12, 10-15, 15-11, 12-15, 16-14
Excaliber Tournament at York Canada	
1/3/86.....A.....L.....1-3.....	15-17, 6-15, 15-11, 13-15
2/6/87.....H.....W.....3-0.....	15-4, 15-13, 15-11
2/16/88.....H.....W.....3-0.....	15-11, 15-7, 15-6
2/17/88.....H.....W.....3-1.....	17-19, 15-6, 15-0, 15-7



MIVA

ALL-TIME MIVA CHAMPIONS

Regular Season		Tournament	Regular Season		Tournament
1961	George Williams.....	-	1991	Purdue Fort Wayne.....	Purdue Fort Wayne
1962	George Williams.....	-	1992	Purdue Fort Wayne.....	Purdue Fort Wayne
1963	George Williams.....	-	1993	OHIO STATE/Purdue Fort Wayne.....	OHIO STATE
1964	Ball State.....	Ball State	1994	Purdue Fort Wayne.....	Ball State
1965	Ball State.....	Ball State	1995	OHIO STATE/Ball State.....	Ball State
1966	Ball State.....	Ball State	1996	OHIO STATE/Ball State/Lewis.....	Lewis
1967	Ball State.....	Ball State	1997	Ball State.....	Ball State
1968	Ball State.....	Ball State	1998	OHIO STATE.....	Lewis
1969	OHIO STATE.....	OHIO STATE	1999	OHIO STATE/Purdue Fort Wayne.....	Purdue Fort Wayne
1970	Ball State.....	-	2000	OHIO STATE.....	OHIO STATE
1971	Ball State.....	-	2001	(Forfeit-Lewis).....	OHIO STATE
1972	OHIO STATE.....	-	2002	Ball State/Loyola Chicago.....	Ball State
1973	Ball State.....	-	2003	(Forfeit-Lewis).....	(Forfeit-Lewis)
1974	Ball State.....	-	2004	OHIO STATE.....	Lewis
1975	OHIO STATE/Ball State.....	-	2005	Loyola Chicago.....	OHIO STATE
1976	OHIO STATE/Ball State.....	-	2006	Loyola Chicago.....	Purdue Fort Wayne
1977	OHIO STATE.....	-	2007	OHIO STATE.....	Purdue Fort Wayne
1978	OHIO STATE.....	-	2008	OHIO STATE.....	OHIO STATE
1979	Ball State.....	-	2009	OHIO STATE.....	OHIO STATE
1980	Kellogg C.C.....	Kellogg C.C.	2010	OHIO STATE.....	OHIO STATE
1981	OHIO STATE.....	OHIO STATE	2011	OHIO STATE.....	OHIO STATE
1982	OHIO STATE.....	OHIO STATE	2012	OHIO STATE/Lewis.....	Lewis
1983	OHIO STATE.....	OHIO STATE	2013	Lewis/LoyolaChicago.....	Loyola Chicago
1984	Ball State.....	Ball State	2014	Loyola Chicago.....	Loyola Chicago
1985	Ball State.....	Ball State	2015	Lewis.....	Loyola Chicago
1986	OHIO STATE.....	OHIO STATE	2016	OHIO STATE.....	OHIO STATE
1987	OHIO STATE.....	OHIO STATE	2017	OHIO STATE.....	OHIO STATE
1988	Ball State.....	Ball State	2018	OHIO STATE/Loyola Chicago.....	OHIO STATE
1989	Ball State.....	Ball State	2019	Lewis.....	Lewis
1990	Ball State/Purdue Fort Wayne.....	Ball State	2020	N/A.....	N/A
			2021	Lewis.....	Lewis

MIVA REGULAR SEASON CHAMPIONSHIPS

	Outright.....	Shared	Championships
Ohio State.....	19.....	8.....	27
Ball State.....	15.....	6.....	21
Purdue Fort Wayne ...	3.....	3.....	6
Loyola Chicago.....	3.....	3.....	6
Lewis.....	3.....	3.....	6
George Williams.....	3.....	0.....	3
Kellogg C.C.....	1.....	0.....	1

MIVA TOURNAMENT CHAMPIONSHIPS

	Championships
Ohio State.....	17
Ball State.....	14
Purdue Fort Wayne.....	5
Lewis.....	6
Loyola Chicago.....	3
Kellogg C.C.....	1



OHIO STATE IN THE NCAA TOURNAMENT

1975 (at UCLA)

SF:	UC Santa Barbara def. Yale 3-0.....	15-6, 15-4, 15-6
	UCLA def. Ohio State 3-1	15-1, 15-11, 8-15, 15-10
3rd:	Ohio State def. Yale 2-0.....	15-6, 15-9
CH:	UCLA def. Santa Barbara.....	15-9, 7-15, 15-9, 15-10

1976 (at Ball State)

SF:	UCLA def. Springfield 3-0	15-4, 15-2, 15-5
	Pepperdine def. Ohio State 3-2	15-7, 15-11, 11-15, 8-15, 15-0
3rd:	Ohio State def. Springfield 2-0	15-4, 15-4
CH:	UCLA def. Pepperdine 3-0.....	18-16, 15-9, 15-11

1977 (at UCLA)

SF:	Ohio State def. Pepperdine 3-1	15-10, 5-15, 15-10, 16-14
	USC def. Rutgers-Newark 3-0.....	15-11, 15-10, 15-5
3rd:	Pepperdine def. Rutgers-Newark 2-0.....	15-8, 15-6
CH:	USC def. Ohio State 3-1	15-7, 9-15, 15-10, 15-12

1978 (at Ohio State)

SF:	UCLA def. Rutgers-Newark 3-0.....	15-11, 15-8, 15-8
	Pepperdine def. Ohio State 3-2	9-15, 15-1, 9-15, 15-13, 15-12
3rd:	Ohio State def. Rutgers-Newark 3-0	15-11, 15-12, 15-9
CH:	Pepperdine def. UCLA 3-2.....	15-12, 11-15, 15-8, 5-15, 15-12

1980 (at Ball State)

SF:	USC def. Rutgers-Newark 3-0.....	15-10, 15-8, 15-7
	UCLA def. Ohio State 3-0	15-8, 15-7, 15-7
3rd:	Ohio State def. Rutgers-Newark 3-0	15-12, 15-9, 15-2
CH:	USC def. UCLA 3-1	15-7, 6-15, 15-13, 15-8

1981 (at UC Santa Barbara)

SF:	UCLA def. Ohio State 3-0	15-8, 15-7, 15-9
	USC def. Penn State 3-0.....	15-2, 15-6, 15-8
3rd:	Penn State def. Ohio State 3-1	17-15, 10-15, 15-7, 15-8
CH:	UCLA def. USC 3-2.....	11-15, 15-7, 15-11, 8-15, 15-13

1982 (at Penn State)

SF:	UCLA def. Ohio State 3-0	15-10, 15-12, 15-7
	Penn State def. USC 3-2.....	15-13, 4-15, 15-13, 6-15, 15-11
3rd:	USC def. Ohio State 2-1	12-15, 15-2, 15-9
CH:	UCLA def. Penn State 3-0.....	15-4, 14-9, 15-7

1983 (at Ohio State)

SF:	Pepperdine def. Penn State 3-0.....	15-12, 15-7, 15-9
	UCLA def. Ohio State 3-0	15-4, 15-5, 15-4
3rd:	Ohio State def. Penn State 3-1	15-13, 15-12, 13-15, 15-10
CH:	UCLA def. Pepperdine 3-0.....	15-10, 16-14, 15-7

1986 (at Penn State)

SF:	USC def. Ohio State 3-0.....	15-5, 15-10, 15-3
	Pepperdine def. Penn State 3-1.....	15-11, 13-15, 15-11, 15-12
3rd:	Penn State def. Ohio State 3-0.....	15-9, 15-1, 15-11
CH:	Pepperdine def. Southern Calif. 3-2.....	7-15, 15-13, 15-11, 5-15, 16-14

1987 (at UCLA)

SF:	USC def. Penn State, 3-2.....	15-12, 9-15, 5-15, 15-12, 15-9
	UCLA def. Ohio State 3-0	15-3, 15-6, 15-6
3rd:	Penn State def. Ohio State 3-0.....	15-3, 15-6, 15-6
CH:	UCLA def. USC.....	15-11, 15-2, 16-14

1993 (at UCLA)

SF:	Cal St. Northridge def. Penn State 3-0	15-2, 15-5, 15-11
	UCLA def. Ohio State 3-0	15-4, 15-4, 15-2
3rd:	Penn State def. Ohio State 3-2.....	7-15, 8-15, 15-10, 16-14, 15-10
CH:	UCLA def. Cal St. Northridge 3-0.....	15-8, 15-11, 15-10

2000 (at Indiana-Purdue)

SF:	UCLA def. Penn State 3-0.....	15-11, 15-8, 15-10
	Ohio State def. Pepperdine 3-0.....	17-15, 15-9, 15-10
CH:	UCLA def. Ohio State 3-0	15-8, 15-10, 17-15

OHIO STATE OPPONENTS IN THE NCAA

	Total	PI	QF	SF	CH	3rd
Brigham Young	2-0	-	-	-	2-0	-
George Mason	1-0	1-0	-	-	-	-
Hawaii	1-0	-	-	1-0	-	-
King	1-0	1-0	-	-	-	-
Long Beach State	0-1	-	-	0-1	-	-
Pepperdine	2-3	-	-	2-3	-	-
Penn State	2-5	-	-	1-1	-	1-4
Rutgers-Newark	2-0	-	-	-	-	2-0
Springfield	1-0	-	-	-	-	1-0
USC	0-3	-	-	0-1	0-1	0-1
Stanford	0-1	-	-	0-1	-	-
UC Irvine	1-1	-	1-0	0-1	-	-
UCLA	1-9	-	-	1-8	0-1	-
UC Santa Barbara	1-0	-	-	-	1-0	-
Yale	1-0	-	-	-	-	1-0
Totals	16-23	2-0	1-0	5-16	3-2	5-5

2001 (at Long Beach State)

SF:	UCLA def. Ohio State 3-1	30-21, 30-20, 22-30, 30-24
	Brigham Young def. Penn State 3-1	30-28, 28-30, 30-28, 30-26
CH:	Brigham Young def. UCLA 3-0.....	30-26, 30-26, 32-30

2005 (at UCLA)

SF:	Pepperdine def. Ohio State 3-0.....	30-16, 31-29, 30-26
	UCLA def. Penn State 3-0.....	30-20, 30-24, 30-27
CH:	Pepperdine def. UCLA 3-2.....	30-23, 23-30, 24-30, 30-25, 15-10

2008 (at Cal-Irvine)

SF:	Penn State def. Ohio State 3-1	30-21, 26-30, 30-22, 30-17
	Pepperdine def. Long Beach State 3-0.....	30-26, 30-21, 30-26
CH:	Penn State def. Pepperdine 3-1.....	27-30, 33-31, 30-25, 30-23

2009 (at Brigham Young)

SF:	USC def. Penn State, 3-1.....	27-30, 30-26, 30-26, 30-24
	UC Irvine def. Ohio State, 3-0	30-25, 30-25, 30-26
CH:	UC Irvine def. USC, 3-2.....	26-30, 30-23, 26-30, 30-17, 15-12

2010 (at Stanford)

SF:	Stanford def. Ohio State, 3-0	30-25, 30-26, 30-17
	Penn State def. Cal State Northridge, 3-0.....	30-21, 30-23, 30-28
CH:	Stanford def. Penn State, 3-0.....	30-25, 30-20, 30-18

2011 (at Penn State)

SF:	Ohio State def. Penn State, 3-1	25-18, 24-26, 25-22, 25-23
	UC Santa Barbara def. USC, 3-1	29-27, 24-26, 25-15, 25-18
CH:	Ohio State def. UC Santa Barbara, 3-2.....	20-25, 25-20, 25-19, 22-25, 15-9

2016 (at Penn State)

PI:	Ohio State def. George Mason, 3-1	22-25, 25-21, 25-20, 25-21
	Long Beach State def. Erskine, 3-0	25-14, 27-25, 25-20
SF:	Ohio State def. UCLA, 3-2	22-25, 25-22, 25-21, 20-25, 18-16
	BYU def. Long Beach State, 3-1.....	25-21, 23-25, 25-19, 25-18
CH:	Ohio State def. BYU, 3-0.....	32-30, 25-23, 25-17

2017 (at Ohio State)

PI:	Hawaii def. Penn State, 3-2.....	23-25, 27-25, 17-25, 25-14, 15-4
	BYU def. Barton, 3-0.....	25-19, 25-11, 25-15
SF:	BYU def. Long Beach State, 3-0.....	25-20, 25-18, 25-23
	Ohio State def. Hawaii, 3-0.....	25-23, 25-18, 25-19
CH:	Ohio State def. BYU, 3-0	25-19, 25-20, 25-22

2018 (at UCLA)

PI:	Ohio State def. King.....	25-13, 25-23, 25-18
QF:	Ohio State def. UC Irvine.....	25-19, 22-25, 25-23, 22-25, 16-14
SF:	Long Beach State def. Ohio State.....	25-22, 25-23, 25-27, 32-30
	UCLA def. BYU.....	25-22, 24-26, 29-27, 25-19
CH:	Long Beach State def. UCLA.....	25-19, 23-25, 20-25, 26-24, 15-12



NCAA SEMIFINAL RESULTS

Year	Champion	Coach	Score	Runner-Up	Host or Site	Third	Fourth
1970	UCLA	Al Scates	3-0	Long Beach St.	UCLA	UC Santa Barbara	Ball State
1971	UCLA	Al Scates	3-0	UC Santa Barbara	UCLA	Ball State	Springfield
1972	UCLA	Al Scates	3-2	San Diego St.	Ball State	Ball State	UC Santa Barbara
1973	San Diego St.	Jack Henn	3-1	Long Beach St.	San Diego State	Ball State	Army
1974	UCLA	Al Scates	3-2	UC Santa Barbara	UC Santa Barbara	Ball State	Springfield
1975	UCLA	Al Scates	3-1	UC Santa Barbara	UCLA	Ohio State	Yale
1976	UCLA	Al Scates	3-0	Pepperdine	Ball State	Ohio State	Springfield
1977	Southern Cal	Ernie Hix	3-1	Ohio State	UCLA	Pepperdine	Rutgers-Newark
1978	Pepperdine	Marv Dumphy	3-2	UCLA	Ohio State	Ohio State	Rutgers-Newark
1979	UCLA	Al Scates	3-1	USC	UCLA	Rutgers-Newark	Ball State
1980	Southern Cal	Ernie Hix	3-1	UCLA	Ball State	Ohio State	Rutgers-Newark
1981	UCLA	Al Scates	3-2	USC	UC Santa Barbara	Penn State	Ohio State
1982	UCLA	Al Scates	3-0	Penn State	Penn State	Southern Cal	Ohio State
1983	UCLA	Al Scates	3-0	Pepperdine	Ohio State	Ohio State	Penn State
1984	UCLA	Al Scates	3-1	Pepperdine	UCLA	George Mason	Ball State
1985	Pepperdine	Marv Dunphy	3-1	USC	UCLA	George Mason	Ball State
1986	Pepperdine	Rod Wilde	3-2	USC	Penn State	Penn State	Ohio State
1987	UCLA	Al Scates	3-0	USC	UCLA	Penn State	Ohio State
1988	Southern Cal	Bob Yoder	3-2	UC Santa Barbara	Fort Wayne	Ball State	George Mason
1989	UCLA	Al Scates	3-1	Stanford	UCLA	Penn State	Ball State
1990	Southern Cal	Jim McLaughlin	3-1	Long Beach St.	George Mason	Ball State	Rutgers-Newark
1991	Long Beach St.	Ray Ratelle	3-1	USC	Hawaii	IU/PU-Ft. Wayne	Penn State
1992	Pepperdine	Marv Dunphy	3-0	Stanford	Ball State	Penn State	IU/PU-Ft. Wayne
1993	UCLA	Al Scates	3-0	Cal St. Northridge	UCLA	Penn State	Ohio State
1994	Penn State	Tom Peterson	3-2	UCLA	Fort Wayne	Ball State	IU/PU-Ft. Wayne
1995	UCLA	Al Scates	3-0	Penn State	Springfield, Mass.	Ball State	Hawaii
1996	UCLA	Al Scates	3-2	Hawaii	UCLA	*Penn State, Lewis	
1997	Stanford	Ruben Nieves	3-2	UCLA	Ohio State	*Penn State, Ball State	
1998	UCLA	Al Scates	3-0	Pepperdine	Hawaii	*Lewis, Princeton	
1999	Brigham Young	Carl McGown	3-0	Long Beach State	UCLA	*Indiana-Purdue, Penn State	
2000	UCLA	Al Scates	3-0	Ohio State	Fort Wayne	*Pepperdine, Penn State	
2001	Brigham Young	Carl McGown	3-0	UCLA	Long Beach State	*Ohio State, Penn State	
2002	(Vacated-Hawaii)	Mike Wilton	3-1	Pepperdine	Penn State	*Ball State, Penn State	
2003	(Vacated-Lewis)	Dave Deuser	3-2	Brigham Young	Long Beach State	*Penn State, Pepperdine	
2004	Brigham Young	Tom Peterson	3-2	Long Beach State	Hawaii	*Lewis, Penn State	
2005	Pepperdine	Marv Dumphy	3-2	UCLA	UCLA	*Ohio State, Penn State	
2006	UCLA	Al Scates	3-0	Penn State	Penn State	*Fort Wayne, UC-Irvine	
2007	UC Irvine	John Speraw	3-1	Fort Wayne	Ohio State	*Pepperdine, Penn State	
2008	Penn State	Mark Pavlik	3-1	Pepperdine	UC Irvine	*Ohio State, Long Beach State	
2009	UC Irvine	John Speraw	3-2	USC	Brigham Young	*Ohio State, Penn State	
2010	Stanford	John Kosty	3-0	Penn State	Stanford	*Ohio State, Cal State Northridge	
2011	Ohio State	Pete Hanson	3-2	UC Santa Barbara	Penn State	*Penn State, USC	
2012	UC Irvine	John Speraw	3-0	USC	USC	*Penn State, Lewis	
2013	UC Irvine	David Kniffin	3-0	BYU	UCLA	*Penn State, Loyola Chicago	
2014	Loyola Chicago	Shane Davis	3-1	Stanford	Chicago, Ill.	*Penn State, BYU	
2015	Loyola Chicago	Shane Davis	3-2	Lewis	Stanford	*Penn State, UC Irvine	
2016	Ohio State	Pete Hanson	3-0	BYU	Penn State	*Long Beach State, UCLA	
2017	Ohio State	Pete Hanson	3-0	BYU	Ohio State	*Hawaii, Long Beach State	
2018	Long Beach State	Alan Knipe	3-2	UCLA	UCLA	*Ohio State, BYU	
2019	Long Beach State	Alan Knipe	3-1	Hawaii	Long Beach State	*Lewis, Pepperdine	
2021	Hawaii	Charlie Wade	3-0	BYU	Ohio State	*Lewis, UC Santa Barbara	
						*No Third Place Match	