



**MEN'S VOLLEYBALL CONTACT**



**KENDRA LEE**

*Office Phone:*  
614-292-0088

*Cell Phone:*  
614-929-8029

*E-mail:*  
lee.3147@osu.edu



Assistant Athletics Director of Communications ..... Dan Wallenberg  
 Director ..... Shelly Poe  
 Associate Director ..... Jerry Emig, Leann Parker  
 Assistant Directors ..... Alissa Clendenen, Kendra Lee  
 ..... Danielle Warner, Adam Widman  
 Interns ..... Brett Rybak, Alex Morando  
 Web site ..... ohiostatebuckeyes.com  
 Main Office Phone ..... 614-292-6861  
 Fax ..... 614-292-8547  
 Men's Volleyball Contact ..... Kendra Lee  
 Office Phone ..... 614-292-0088  
 Cell Phone ..... 614-929-8029  
 E-mail ..... lee.3147@osu.edu  
 Mailing Address ..... Fawcett Center, 6th floor  
 ..... 2400 Olentangy River Rd.  
 ..... Columbus, Ohio 43210

**GAME DAY MANAGEMENT PHONE NUMBERS**

Facility Operations ..... 614-292-9450  
 Ticket Office ..... 614-292-2624  
 Marketing ..... 614-292-3672  
 Training Room ..... 614-292-1165  
 Equipment Room ..... 614-292-1679

**ST. JOHN ARENA PRESS ROW**

Press seating in St. John Arena will be provided as needed. Tables will be placed in the south bleachers to accommodate print and radio. Visiting radio will be located in the south bleachers toward the east aisle behind the visiting team bench. Broadcast television will be set up in the north bleachers where cable run access is available to the northeast corner of St. John Arena.

**THE MIVA CONFERENCE**

Follow the MIVA Conference at [mivavolleyball.com](http://mivavolleyball.com).



**MEN'S VOLLEYBALL HISTORY**

First Year ..... 1968  
 All-Time Record (Years) ..... 940-380-3, 712 (44)  
 MIVA Record ..... 374-90, 806 (44)  
 St. John Arena Record (Yrs) ..... 458-90, 836 (44)  
 All-Americans ..... 34  
 All-MIVA Selections ..... 164  
 MIVA Championships ..... 23  
 .. (1969-72c-75c-76c-77-78-81-82-83-86-87-93c-  
 ..... 95c-96c-98-99-2000-04-07-08-09-10-11)  
 ..... c indicates co-championship  
 MIVA Tournament Championships ..... 14  
 (1969-81-82-83-86-87-93-2000-01-05-08-09-10-11)  
 NCAA Championship Appearances ..... 17  
 (1975-76-77[Runner-up]-78-80-81-82-83-86-87-93-  
 2000[Runner-up]-01-05-08-09-10-11[Champion])  
 Facility/Capacity ..... St. John Arena/13,276

**TEAM FACTS**

Head Coach ..... Pete Hanson, 28th year  
 Alma Mater, Year ..... Ball State '79  
 Phone Number ..... (614) 292-6452  
 E-mail ..... hanson.5@osu.edu  
 Fax ..... (614) 292-5668  
 Record at Ohio State(Years) ..... 541-288, .653 (27)  
 MIVA Record (Years) ..... 230-68, .772 (27)  
 Career Record (M&W) (Years) ..... 555-300, .649 (28)  
 Assistant ..... Tim Embaugh, 21st year  
 Alma Mater, Year ..... Ohio State '90  
 E-mail ..... embaugh.1@osu.edu  
 Assistant Coach ..... Sean Byron, fifth year  
 Alma Mater, Year ..... Springfield College, 1993  
 E-mail ..... byron.23@osu.edu  
 Athletic Trainer ..... Katrina Stibel  
 Letterwinners Returning/Lost ..... 14/4  
 Starters Returning/Lost ..... 2+libero/4  
 2011 Overall Record ..... 26-6  
 2011 Conference Record ..... 11-1, first  
 ..... Tournament Champion  
 2011 Final Ranking AVCA Coaches Poll ..... 1st  
 2011 Final Ranking Volleyball Magazine Poll ..... 1st

**UNIVERSITY FACTS**

Location ..... Columbus, Ohio (pop. 1.7m)  
 Founded ..... 1870  
 Enrollment ..... 56,064 (Columbus campus)  
 ..... 64,077 (all campuses)  
 Nickname ..... Buckeyes  
 Colors ..... Scarlet (PMS 200) and Gray (PMS 429)  
 Mascot ..... Brutus Buckeye  
 Director of Athletics ..... Eugene Smith  
 Faculty Representative ..... John Bruno  
 Conference ..... Midwestern Intercollegiate  
 ..... Volleyball Association (1968)

**CREDENTIAL REQUESTS**

Please direct all credential requests to Kendra Lee, Assistant Director of Athletics Communications (fax: 614-292-8547 or e-mail: lee.3147@osu.edu). Credentials may be picked up in the Athletics Communications office in the Fawcett Center, 6th floor, prior to the match. All remaining credentials will be placed at the media pass gate and will be available one hour prior to the beginning of the match. The media pass gate is located at the middle set of doors on the west side of St. John Arena in the walkway between the French Field House and St. John Arena. Proper identification is required to obtain credentials. Credentials are for adult use only and are non-transferrable.

**COACH AND PLAYER INTERVIEWS**

Head coach Pete Hanson and his staff can best be reached during the morning hours, when in town, in the men's volleyball office at 614-292-6452. Media wishing to conduct weekly interviews with any member of the team should contact Kendra Lee. Please call at least one day in advance to allow setup time.

**PRACTICES**

The Ohio State men's volleyball team practices from 3-6 p.m. St. John Arena. The practices are open but please check in advance as to the team's availability.

**WEEKLY RELEASE**

The weekly release, which includes notes and statistics, is available on the official Ohio State Athletics Department Web site at: [ohiostatebuckeyes.com](http://ohiostatebuckeyes.com). Releases are not mailed.

**PHONE LINES**

No active lines are available on the floor. Broadcast radio personnel need to order phone lines at least one week prior to the match. To do so, call University Phone Services at 614-292-8648.

**PHOTOGRAPHERS**

Photo credentials are issued to daily newspapers, wire services and special periodical publications. No flash photography is permitted and strobe use must be approved in advance. Photographers are required to stay behind the basketball outer court boundary on the north side and must be at the bleachers on the ends of the court. Please be alert as the entire court, up to the bleachers, is in the field of play.

**POST-MATCH PROCEDURES**

No formal press conference is held after each match. Coaches and players are generally available after they have gone to the locker room and returned to the court. Special requests should be directed to Lee prior to the completion of the match.

**RADIO/TELEVISION BROADCASTS**

Any member of the media wishing to broadcast Ohio State games should contact the Athletics Communications Office at least 48 hours prior to the game.

**OHIOSTATEBUCKEYES.COM**

This is the official web site of the Ohio State Athletics Department. Ohio State men's volleyball releases as well as a wide variety of athletics department information can be found on the Web, including links to all 36 varsity sports.

**VIDEO SERVICES**

For information regarding video services and game footage (if available), contact Mark Smith, manager of video services at 614-688-5359.



# 2012 ROSTER

No.	Name	Pos.	Hgt.	Cl.	Letters	Hometown	High School/Previous School
1	Andrew Lutz	OPP	6-6	RS-Fr	-	North Reading, Mass.	St. John's Prep
2	Shawn Herron	MB	6-9	RS-Fr	-	Nassau, N.Y.	Columbia
3	Anthony Hock	OH	6-2	Sr	2	Arnold, Mo.	St. Louis University H.S.
4	Kyle Lawrence	S	6-2	Jr	1	Costa Mesa, Calif.	Newport Harbor
5	Grayson Overman	MB	6-7	Jr	1	San Clemente, Calif.	San Clemente
6	Shawn Sangrey	OPP	6-5	Sr	2	Columbia, Pa.	Hempfield
7	Mike Stefani	OH	6-3	Jr	1	Hamburg, N.Y.	Orchard Park
8	Peter Heinen	S	6-4	RS-Fr	-	Wauwatosa, Wis.	Marquette
9	John Tholen	MB	6-6	RS-Jr	1	Hilliard, Ohio	Hilliard Darby
10	Derek Kues	L	5-9	Jr	1	Loveland, Ohio	St. Xavier
11	Danny Baker	L	5-9	RS-So	-	Newport Harbor, Calif.	Corona Del Mar
12	Mik Berzins	OH	6-3	Sr	2	Brinklow, Md.	Sherwood
13	Nick Gibson	OH	6-6	Jr	1	Shorewood, Wis.	Shorewood
14	Chen Levitan	OH	6-5	Jr	2	Zichron Ya'akov, Israel	Hof Hashron/UCLA
15	Jonathan Newton	MH	6-6	RS-So	-	Santa Barbara, Calif.	Santa Barbara City College
16	Eric Dates	MB	6-6	Jr	1	Los Angeles, Calif.	Alexander Hamilton
17	Brennan Anderson	S/L	6-2	Fr	-	Newport Beach, Calif.	Corona del Mar
18	Michael Henchy	OH	6-7	Fr	-	Ventura, Calif.	Ventura
20	TJ Read	OH	6-2	Fr	-	Fresno, Calif.	Clovis West
21	Michael Piechowski	L	5-10	So	-	Los Angeles, Calif.	Loyola
22	Coleman Palm	MB	6-8	RS-Fr	-	Manhattan Beach, Calif.	Mira Costa
23	Scottie Chapel	OH	6-5	RS-Fr	-	Laguna Beach, Calif.	Laguna Beach
24	Matt Pohlman	OH	6-8	Fr	-	Scottsdale, Ariz.	Prophy Prep
25	Nathan Knuttilla	OH	6-4	Fr	-	Allen, Texas	Allen

Head Coach – Pete Hanson, 28th year  
 Assistant Coach – Tim Embaugh, 21st year  
 Assistant Coach – Sean Byron, fifth year  
 Volunteer Assistant Coach - Jake Schick  
 Athletic Trainer – Alexandra Copeland  
 Student Trainer – Jacqueline Zamborsky

**PRONOUNCIATION GUIDE**

Scottie Chapel.....CHAY-pul     Jake Schick ..... Shick  
 Peter Heinen.....HIGH-nen  
 Derek Kues ..... Keys  
 Mike Piechowski .Pee-OW-ski

**BY STATE**

- Arizona**..... Matt Pohlman
- California**..... Brennan Anderson
- ..... Danny Baker
- ..... Scottie Chapel
- ..... Michael Henchy
- ..... Kyle Lawrence
- ..... Jonathan Newton
- ..... Grayson Overman
- ..... Coleman Palm
- ..... Michael Piechowski
- ..... T.J. Read
- Maryland**..... Mik Berzins
- Massachusetts**..... Andrew Lutz
- Missouri**..... Anthony Hock
- New York**..... Shawn Herron
- ..... Mike Stefani
- Ohio**..... Derek Kues
- ..... John Tholen
- Pennsylvania**..... Shawn Sangrey

- Texas**..... Nathan Knuttilla
- Wisconsin**..... Nick Gibson
- ..... Peter Heinen
- Israel**..... Chen Levitan

**BY CLASS**

- SENIOR**..... Mik Berzins
- ..... Anthony Hock
- ..... Shawn Sangrey
- JUNIOR**..... Nick Gibson
- ..... Derek Kues
- ..... Kyle Lawrence
- ..... Chen Levitan
- ..... Grayson Overman
- ..... Mike Stefani
- ..... John Tholen
- SOPHOMORE**..... Danny Baker
- ..... Jonathan Newton
- ..... Michael Piechowski

- FRESHMEN (red-shirt)**..... Scottie Chapel
- ..... Peter Heinen
- ..... Shawn Herron
- ..... Andrew Lutz
- ..... Coleman Palm
- FRESHMEN**..... Brennan Anderson
- ..... T.J. Read
- ..... Michael Henchy
- ..... Nathan Knuttilla
- ..... Matt Pohlman



# 2012 SCHEDULE

DATE	OPPONENT.....	TIME
Jan. 6	Fri. at UC Santa Barbara Invitational (1).....	tba
7	Sat. at UC Santa Barbara Invitational (1).....	tba
13	Fri. <b>LEES-MCCRAE COLLEGE</b> .....	7 p.m.
14	Sat. <b>PENN STATE</b> .....	7 p.m.
17	Tues. <b>SACRED HEART</b> .....	7 p.m.
19	Thur. <b>GEORGE MASON</b> .....	7 p.m.
22	Sun. <b>ST. FRANCIS</b> .....	3 p.m.
27	Fri. Penn State vs. Stanford (2).....	5 p.m.
	Ohio State vs. <b>PACIFIC</b> (2).....	7 p.m.
28	Sat. Penn State vs. Pacific (2).....	5 p.m.
	Ohio State vs. <b>STANFORD</b> (2).....	7 p.m.
Feb. 3	Fri. vs. Cal Baptist (3).....	5 p.m.
4	Fri. vs. Mt. Olive (3).....	5 p.m.
10	Fri. *at IPFW.....	7 p.m.
17	Fri. * <b>BALL STATE</b> .....	7 p.m.
19	Sun. <b>CARTHAGE</b> .....	3 p.m.
23	Thur. *at Lewis.....	7 p.m.
25	Sat. *at Loyola-Chicago.....	7 p.m.
Mar. 2	Fri. at St. Francis.....	7 p.m.
3	Sat. at Penn State.....	7 p.m.
10	Sat. <b>NJIT</b> .....	7 p.m.
18	Sun. *at Ball State.....	5 p.m.
23	Fri. *at Quincy.....	7 p.m.
24	Sat. *at Quincy.....	7 p.m.
30	Fri. * <b>LOYOLA-CHICAGO</b> .....	7 p.m.
31	Sat. * <b>LEWIS</b> .....	7 p.m.
April 5	Thur. * <b>GRAND CANYON</b> .....	7 p.m.
6	Fri. * <b>GRAND CANYON</b> .....	7 p.m.
13	Fri. * <b>IPFW</b> .....	7 p.m.
15	Sun. at George Mason.....	3 p.m.
21	Sat. at MIVA Tournament Quarterfinals (4) (top seeds hosts).....	tba
25	Wed. at MIVA Tournament Semifinals (5) (hosted by higher seeds).....	tba
38	Sat. at MIVA Tournament Championship (6) (hosted by higher seed).....	tba
May 3	Thur. at NCAA Semifinals at Southern California (7).....	tba
5	Sat. at NCAA Championship at Southern California (8).....	tba

- (1) UC Santa Barbara Invitational, Santa Barbara, Calif.
  - (2) Ken and Dave Dunlap Invitational, Columbus, Ohio
  - (3) Penn State Tournament, University Park, Pa.
  - (4) MIVA Tournament Quarterfinals, tba
  - (5) MIVA Tournament Semifinals, tba
  - (6) MIVA Championship, tba
  - (7) NCAA Championship Semifinals at Southern California
  - (8) NCAA Championship at Southern California
- \*Midwestern Intercollegiate Volleyball Association league matches  
Home matches in **BOLD**, played in St. John Arena  
Times listed are local to site  
All dates and times are subject to change

# 2012 OHIO STATE BUCKEYES



**1 Andrew Lutz**  
OPP, 6-6, RS-Fr.  
North Reading, Mass.



**2 Shawn Herron**  
MH, 6-9, RS-Fr.  
Nassau, N.Y.



**3 Anthony Hock**  
OH, 6-2, Sr.  
Arnold, Mo.



**4 Kyle Lawrence**  
S, 6-2, Jr.  
Santa Monica, Calif.



**5 Grayson Overman**  
MH, 6-7, Jr.  
San Clemente, Calif.



**6 Shawn Sangrey**  
OPP, 6-5, Sr.  
Columbia, Pa.




**7 Mike Stefani**  
OH, 6-3, Jr.  
Hamburg, N.Y.



**8 Peter Heinen**  
S, 6-4, RS-Fr.  
Wauwatosa, Wis.



**9 John Tholen**  
MH, 6-6, RS-Jr.  
Hilliard, Ohio



**10 Derek Kues**  
L, 5-9, Jr.  
Loveland, Ohio



**11 Danny Baker**  
L, 5-9, RS-So.  
Newport Harbor, Calif




**12 Mik Berzins**  
OH, 6-3, Sr.  
Brinklow, Md.



**13 Nick Gibson**  
OH, 6-6, Jr.  
Shorewood, Wis.



**14 Chen Levitan**  
OH, 6-5, Jr.  
Zichron Ya'akov, Israel




**15 Jonathan Newton**  
MH, 6-6, RS-So.  
Santa Barbara, Calif.



**17 Spencer Anderson**  
S/L, 6-2, Fr.  
Newport Beach, Calif.




**18 Michael Henchy**  
OH, 6-7, Fr.  
Ventura, Calif.



**20 TJ Read**  
OH, 6-2, Fr.  
Fresno, Calif.



**21 Michael Piechowski**  
L, 5-10, So.  
Los Angeles, Calif.



**22 Coleman Palm**  
MH, 6-8, RS-Fr.  
Manhattan Beach, Calif.



**23 Scottie Chapel**  
OH, 6-5, RS-Fr.  
Laguna Beach, Calif.



**24 Matt Pohlman**  
OH, 5-8, Fr.  
Scottsdale, Ariz.



**25 Nathan Knuuttila**  
OH, 6-4, Fr.  
Allen, Texas



# 2012 OPPONENT INFORMATION

## UC SANTA BARBARA

UC Santa Barbara Invitational  
 Feb. Jan. 6, at Santa Barbara, Calif.  
 Location.....Santa Barbara, Calif.  
 Nickname.....Gauchos  
 Colors.....Blue and Gold  
 Head Coach.....Rick McLaughlin  
 2011 Record.....18-15, MPSF 11-11  
 Volleyball Contact.....Andrew Wagner  
 SID Phone.....805-893-8603  
 SID Email.....a\_wagner22@yahoo.com  
 Website.....ucsbgauchos.com  
 Facility.....The Thunderdome (5,600)  
 Series.....UC Santa Barbara, 7-1

## LEES-MCCRAE COLLEGE

Friday, Jan. 13, at Columbus, Ohio 7 p.m.  
 Location.....Banner Elk, N.C.  
 Nickname.....Bobcats  
 Colors.....Green and Gold  
 Head Coach.....James Goodridge  
 2011 Record.....16-10, Conf. Carolinas 5-3  
 Volleyball Contact.....Whitney Noble  
 SID Phone.....828-898-3510  
 SID Email.....noblew@lmc.edu  
 Website.....lmcbobcats.com  
 Facility.....Williams Gymnasium (1,200)  
 Series.....First Meeting

## PENN STATE

Sat. Jan. 14, at Columbus, Ohio 7 p.m.  
 Sat., Mar. 3, at University Park, Pa., 7 p.m.  
 Location.....University Park, Pa.  
 Nickname.....Nittany Lions  
 Colors.....Blue and White  
 Head Coach.....Mark Pavlik  
 2011 Record.....24-7, EIVA 10-0  
 Volleyball Contact.....Susan Bedsworth  
 SID Phone.....814-865-1757  
 SID Email.....sjb5001@psu.edu  
 Website.....GoPSUsports.com  
 Facility.....Rec Hall (5,812)  
 Series.....Penn State, 65-32-1

## SACRED HEART

Tues., Jan. 17, at Columbus, Ohio, 7 p.m.  
 Location.....Fairfield, Ct.  
 Nickname.....Pioneers  
 Colors.....Red and White  
 Head Coach.....Rob Machan  
 2011 Record.....13-9, EIVA 5-3  
 Volleyball Contact.....Shaun Ihosz  
 SID Phone.....203-365-4464  
 SID Email.....ihosz@sacredheart.edu  
 Website.....SacredHeartPioneers.com  
 Facility.....William H. Pitt Center (2,062)  
 Series.....First Meeting

## GEORGE MASON

Thur, Jan. 19 at Columbus, Ohio, 7 p.m.  
 Sun., April 15 at Fairfax, Va., 3 p.m.  
 Location.....Fairfax, Va.  
 Nickname.....Patriots  
 Colors.....Dark Green and Gold  
 Head Coach.....Fred Chao  
 2011 Record.....17-11, EIVA 8-2  
 Volleyball Contact.....Rachel Buck  
 SID Phone.....703-993-3264  
 SID Email.....rbuck3@gmu.edu  
 Website.....gomason.com  
 Facility.....RAC (1,550)  
 Series.....George Mason, 25-21

## ST. FRANCIS

Sun., Jan. 22 at Columbus, Ohio, 3 p.m.  
 Fri., Mar. 2, at Loretto, Pa., 7 p.m.  
 Location.....Loretto, Pa.  
 Nickname.....Red Flash  
 Colors.....Red and White  
 Head Coach.....Mike Rumbaugh  
 2011 Record.....10-18, EIVA 3-8  
 Volleyball Contact.....Katie Rihn  
 SID Phone.....814-472-3912  
 SID Email.....krihn@francis.edu  
 Website.....sfufrancis.edu  
 Facility.....DeGol Arena (3,500)  
 Series.....Ohio State, 22-1

## PACIFIC

Ken and Dave Dunlap Invitational  
 Fri., Jan. 27, at Columbus, Ohio, 7 p.m.  
 Location.....Stockton, Calif.  
 Nickname.....Tigers  
 Colors.....Orange & Black  
 Head Coach.....Joe Wortmann  
 2011 Record.....11-19, MPSF 6-17  
 Volleyball Contact.....Zach Gottlieb  
 SID Phone.....209-946-2479  
 SID Email.....z-gottlieb@upacific.edu  
 Website.....pacificigers.com  
 Facility.....Alex G Spanos Center (6,150)  
 Series.....Ohio State, 8-1

## STANFORD

Ken and Dave Dunlap Invitational  
 Sat., Jan. 28, at Columbus, Ohio, 7 p.m.  
 Location.....Stanford, Calif.  
 Nickname.....Cardinal  
 Colors.....Cardinal and White  
 Head Coach.....John Kosty  
 2011 Record.....19-9, MPSF 15-7  
 Volleyball Contact.....David Kiefer  
 SID Phone.....650-736-7921  
 SID Email.....dkiefer@stanford.edu  
 Website.....gostanford.com  
 Facility.....Burnham Pavilion (1,500)  
 Series.....Stanford, 9-1

## CAL BAPTIST

Penn State Tournament  
 Fri., Feb. 3, at University Park, Pa, 5 p.m.  
 Location.....Riverside, Calif.  
 Nickname.....Lancers  
 Colors.....Blue and Gold  
 Head Coach.....Ryan McGuyre  
 2011 Record.....26-5  
 Volleyball Contact.....Jacob Breems  
 SID Phone.....951-343-4779  
 SID Email.....jbreems@calbaptist.edu  
 Website.....cbulancers.com  
 Facility.....Van Dyne Gym (1,100)  
 Series.....First Meeting

## MOUNT OLIVE

Penn State Tournament  
 Sat., Feb. 4, at University Park, Pa., 5 p.m.  
 Location.....Mount Olive, N.C.  
 Nickname.....Trojans  
 Colors.....Green and White  
 Head Coach.....Cole Tallman  
 2011 Record.....20-7, Conf. Carolinas 7-1  
 Volleyball Contact.....Frank Lamm  
 SID Phone.....919-658-7772  
 SID Email.....flamm@moc.edu  
 Website.....moc.edu  
 Facility.....Kornegay Arena  
 Series.....Ohio State, 1-0

## IPFW

Fri, Feb. 10, at Ft. Wayne, Ind. 7 p.m.  
 Fri., Apr. 13, at Columbus, Ohio, 7 p.m.  
 Location.....Ft. Wayne, Ind.  
 Nickname.....Mastodons  
 Colors.....Royal Blue and White  
 Head Coach.....Arnie Ball  
 2011 Record.....16-12, MIVA 5-7  
 Volleyball Contact.....Ryne Hillenberg  
 SID Phone.....260-481-0713  
 SID Email.....mcmasp01@ipfw.edu  
 Website.....ipfw.edu/athletics  
 Facility.....Hilliard Gates Sports Center (2,800)  
 Series.....Ohio State, 66-33

## BALL STATE

Fri., Feb. 17, at Columbus, Ohio, 7 p.m.  
 Sat., March 17, at Muncie, Ind., 7:30 p.m.  
 Location.....Muncie, Ind.  
 Nickname.....Cardinals  
 Colors.....Cardinal and White  
 Facility.....John E. Worthen Arena (11,500)  
 Head Coach.....Joel Walton  
 2011 Record.....19-11, MIVA 7-5  
 Volleyball Contact.....Brad Caudill  
 SID Phone.....765-285-8242  
 SID Email.....bcaudill2@bsu.edu  
 Website.....ballstatsports.com  
 Series.....Ohio State, 87-77



# 2012 OPPONENT INFORMATION

## CARTHAGE

Sun., Feb. 19, at Columbus, Ohio, 7 p.m.  
 Location.....Kenosha, Wis.  
 Nickname.....Red Men  
 Colors.....Red, White and Black  
 Head Coach.....L. J. Marx  
 2011 Record.....23-11, Midwest-III 8-0  
 Volleyball Contact.....Steve Marovich  
 SID Phone.....262-551-5740  
 SID Email.....carthagesid@carthage.edu  
 Website.....athletics.carthage.edu  
 Facility.....Tarble Arena (2,385)  
 Series.....Ohio State, 3-0

## LEWIS

Thur., Feb. 23, at Romeoville, Ill., 7 p.m.  
 Sat., March 31, at Columbus, Ohio, 7 p.m.  
 Location.....Romeoville, Ill.  
 Nickname.....Flyers  
 Colors.....Red and White  
 Head Coach.....Dan Friend  
 2011 Record.....20-11, MIVA 7-5  
 Volleyball Contact.....Derrick Sloboda  
 SID Phone.....815-836-5249  
 SID Email.....slobodde@lewisu.edu  
 Website.....lewisflyers.com  
 Facility.....Neil Carey Arena (1,075)  
 Series.....Ohio State, 26-13

## LOYOLA-CHICAGO

Sat., Feb. 25, at Chicago, Ill., 7 p.m.  
 Fri., Mar. 30, at Columbus, Ohio, 7 p.m.  
 Location.....Chicago, Ill.  
 Nickname.....Ramblers  
 Colors.....Maroon and Gold  
 Head Coach.....Shane Davis  
 2011 Record.....21-8, MIVA 9-3  
 Volleyball Contact.....Amy Hyerczyk  
 SID Phone.....773-508-2557  
 SID Email.....rhealy@luc.edu  
 Website.....loyolaramblers.com  
 Facility.....Alumni Gym (2,000)  
 Series.....Ohio State, 28-13

## NJIT

Sat., Mar. 10, at Columbus, Ohio, 7 p.m.  
 Location.....Newark, N.J.  
 Nickname.....Highlanders  
 Colors.....Red and White  
 Head Coach.....Ryan McNeil  
 2011 Record.....7-21, EIVA1-7  
 Volleyball Contact.....Stephanie Pillari  
 SID Phone.....973-596-8324  
 SID Email.....pillari@njit.edu  
 Website.....njithighlanders.com  
 Facility.....Estelle and Zoome Fleisher Athletic Center (1,000)  
 Series.....Ohio State, 10-1

## QUINCY

Fri., Mar. 23, at Quincy, Ill., 7 p.m.  
 Sat., Mar. 24, at Quincy, Ill., 7 p.m.  
 Location.....Quincy, Ill.  
 Nickname.....Hawks  
 Colors.....Brown, Gold and White  
 Head Coach.....Hadley Foster  
 2011 Record.....22-14, MIVA 3-9  
 Volleyball Contact.....Brian Lovellette  
 SID Phone.....217-228-5241  
 SID Email.....lovelbr@quincy.edu  
 Website.....quincy.edu/athletics  
 Facility.....Pepsi Arena (2,000)  
 Series.....Ohio State, 42-1

## GRAND CANYON

Thur., Apr. 5, at Columbus, Ohio, 7 p.m.  
 Fri., Apr. 6, at Columbus, Ohio, 7 p.m.  
 Location.....Phoenix, Ariz.  
 Nickname.....Antelopes  
 Colors.....Purple, Black and White  
 Head Coach.....Jeremy Price  
 2011 Record.....8-24, MIVA 0-12  
 Volleyball Contact.....Brooke Baker  
 SID Phone.....602-639-7148  
 SID Email.....brooke.baker@gcu.edu  
 Website.....athletics.gcu.edu  
 Facility.....Antelope Gymnasium (2,000)  
 Series.....Ohio State, 4-0

KEN AND DAVE DUNLAP  
 INVITATIONAL  
 St. John Arena (13,276), Columbus, Ohio

### Fri., Jan. 27

Penn State vs. Stanford..... 5 p.m.  
 Pacific at Ohio State..... 7 p.m.

### Sat., Jan. 28

Penn State vs. Pacific..... 5 p.m.  
 Stanford at Ohio State ..... 7 p.m.

PENN STATE TOURNAMENT  
 Rec Hall (5,812), University Park, Pa.

### Friday, Feb. 3

Ohio State vs. Cal Baptist..... 5 p.m.  
 Mount Olive at Penn State..... 7:30 p.m.

### Sat., Feb. 4

Ohio State vs. Mount Olive..... 5 p.m.  
 Cal Baptist at Penn State ..... 7:30 p.m.

2012 MIVA TOURNAMENT  
 Sites to be determined

### Sat., Apr. 21

(Quarterfinals at higher seed)  
 #1 seed (bye)  
 #7 seed at #2 seed  
 #5 seed at #4 seed  
 #6 seed at #3 seed

### Wed., Apr. 25

(Semifinals: each hosted by higher seed)  
 #1 seed vs. #4/#5 winner  
 #2/#7 seed vs. #3/#6 winner

### Sat., Apr. 28

(Championship hosted by higher seed)  
 Semifinal winners

2012 NCAA CHAMPIONSHIP  
 Galen Center (10,258), Los Angeles, Calif.

### Thur., May 3 (Semifinals)

### Sat., May 5 (Championship)

## 2012 TOURNAMENTS

UC SANTA BARBARA INVITATIONAL  
 Robertson Gym ( ), Santa Barbara, Calif.

### Fri., Jan. 6

Ohio State at UC Santa Barbara ..... 1 p.m.  
 UCLA vs. Ohio State..... 7 p.m.

### Sat., Jan. 7

Long Beach St. vs. Ohio State ..... 7 p.m.

# MEET THE BUCKEYES

## 3 ANTHONY HOCK OH, 6-2, Sr., Arnold, Mo.



**2010 (JUNIOR SEASON): NCAA CHAMPIONS** ... Played in 31 matches with nine starts at libero ... named the MIVA Defensive Player of the Week for his play against George Mason and at IPFW.)

**2010 (SOPHOMORE SEASON):** Played in 26 matches, with nine starts at libero ... double-figure digs in three matches.

**2009 (FRESHMAN SEASON):** Played in 24 matches with four starts at libero ... has 36 digs (.55 per game) on the season ... serve reception percentage at .946 ... career-high nine digs at Rutgers-Newark ... career-high two assists at Ball State ... recorded an ace serve at Lewis and in both Loyola-Chicago matches.

**SAINT LOUIS UNIVERSITY HIGH SCHOOL:** Played four years of volleyball at outside hitter coached by Paul Scovill ... 2007 and 2008 state champions ... 2008 Preicast Player of the Game in the state final ... 2006 state runner ups ... 2007 first team all-metro ... 2006 second team all-metro.

**MISSOURI THUNDER CLUB:** Coached by Keith Hock ... 2007 third place in 17 open Junior Olympics, an all-tournament selection ... 2008 tied for fifth place in 18 open Junior Olympics, an all-tournament selection.

**PERSONAL:** Son of Keith and Lois Hock ... has two brothers, Adam and Andrews and one sister, Elizabeth ... enjoys sand and grass volleyball ... career objective is to have "a successful job that I enjoy and can support a loving family." ... chose Ohio State because he wanted to play Division I volleyball while getting a great education and Ohio State was the place with the most discipline and determination on the athletic side as well as excellence on the academic side.

## 6 SHAWN SANGREY OPP, 6-5, Sr., Columbia, Pa.



**CAREER RANKINGS:** Ranks tied for 15th in points with 1,058.5 ... eighth in points per set at 4.43 ... 15th in kills with 893 ... eighth in kills per set at 3.74 ... 11th in aces with 72 ... fourth in aces per set at .30.

**2010 (JUNIOR SEASON): NCAA CHAMPIONS** ... NCAA All-Tournament ... Started 27 matches and played in 28 ... MIVA All-Tournament ... First team MIVA All-Conference ... Preseason All-Midwestern Intercollegiate

Volleyball Association All-Conference Selection ... named the MIVA Offensive Player of the Week for his play against George Mason and at IPFW ... named the MIVA Offensive Player of the Week for his play at Ball State ... named the MIVA Offensive Player of the Week for his play against IPFW and Juniata ... named the MIVA Offensive Player of the Week and the Ohio State Athlete of the Week for his play against #14 Lewis and #12 Loyola-Chicago ... named the MIVA Defensive Player of the Week against for his play in the MIVA Tournament ... ranked 15th nationally in kills per set at 3.92 and 21st in aces per set at .34 ... Ohio State Scholar Athlete ... MIVA Academic All-Conference ... Academic All-Big Ten.

**2010 (SOPHOMORE SEASON):** Started 25 matches, playing in 28 ... Ohio State Athlete of the Week for his play against George Mason and Juniata ... Midwestern Intercollegiate Volleyball Association Offensive Player of the Week for his play at Ball State ... MIVA Offensive Player of the Week for his play against George Mason and UC Santa Barbara ... MIVA Offensive Player of the Week for his play against Ball State and St. Francis ... MIVA first team all-conference selection ... MIVA statistical champion in points (5.82) and aces (.53) per game ... American Volleyball Coaches Association second team All-American ... MIVA All-Tournament Championship team ... double figure kills in 21 matches with nine matches of 20 or more ... ranked seventh nationally in kills per game at 4.73, 18th nationally in aces per game at .36 ... named an AVCA and Asics/Volleyball Magazine second team All-American.

**2009 (FRESHMAN SEASON):** Played in 20 matches with 10 starts ... serve reception percentage of .950 ... averages 2.07 points and 1.63 kills per game ... averages .63 blocks, .12 aces and .92 digs per game ... career-high 14 kills against George Mason and Rutgers-Newark ... hit a career-high .286 (14-6-28) against Rutgers-Newark ... career-high nine digs against Quincy (Feb. 19) ... career-high eight total blocks (1-7) against Juniata ... career-high seven assist blocks against Juniata ... career-high 16.0 points against George Mason and Rutgers-Newark.

**HEMPFIELD HIGH SCHOOL:** Played four years at opposite for coach Mike Vogel ... 2006 and 2007 state champions ... 2006-2008 all-state.

**DAMONS CLUB:** Coached by Tim and Pat Shawyrn ... Keystone Region Volleyball Association regional champions.

**PERSONAL:** Son of Marilyn Sangrey ... has two sisters, Alisha Sangrey and Stephanie Kreider ... enjoys playing sports and watching television ... worked with youth groups ... chose Ohio State because he really liked the coaches and the campus is very nice.

# MEET THE BUCKEYES

## 12 MIK BERZINS OH, 6-3, Sr., Brinklow, Md.



**CAREER RANKINGS:** Ranks fourth in digs with 667 ... career leader in digs per set at 2.29.

**2010 (JUNIOR SEASON): NCAA CHAMPIONS** ... Played in 32 matches, starting 20 matches at libero and 12 at outside hitter ... played the last four set of the second Pepperdine match at outside hitter ... Preseason All-Midwestern Intercollegiate Volleyball Association All-Conference Selection ... Tied the Ohio State match record for attack percentage in the Feb. 10 Quincy match hitting 13 for 13 to tie three others ... named the MIVA Defensive Player of the Week for his play in a home match against Penn State and two against Quincy... named the MIVA Defensive Player of the Week for his play in the Sunday match at Grand Canyon ... ranked 27th nationally in digs per set at 1.84.

... MIVA Academic All-Conference.

**2010 (SOPHOMORE SEASON):** Played in 28 matches ... libero starter in 16 matches ... started at outside hitter in 10 matches ... named the Midwestern Intercollegiate Volleyball Association Defensive Player of the Week for his play against Penn State and Ball State ... named the MIVA Defensive Player of the Week for his play against George Mason ... named the MIVA Defensive Player of the Week for his play against in the MIVA Tournament against Ball State and Loyola-Chicago ... double-figure digs in 10 matches, double-figure kills in three ... ranked 19th nationally in digs per game at 2.52.

**2009 (FRESHMAN SEASON):** 2009 MIVA Second Team All-Conference ... ranked second in MIVA league statistics with a 2.85 digs per game average ... nationally ranked 16th in digs per game at 2.65 ... 10 matches with double-figure digs ... played in 25 matches with 21 starts at libero ... averaged a team-high 2.65 digs per game ... team leader in serve reception percentage at .956 ... career-high 17 digs at Lewis and at St. Francis ... career-high three assists at Juniata ... career-high one assist block at Rutgers-Newark and at George Mason.

**USA VOLLEYBALL:** Played with Youth and Junior A2 USA National Team.

**SHERWOOD HIGH SCHOOL:** Played four years at outside hitter coached by Bonnie Ghilcrist, Pete Ciarkas and Aldis Berzins ... 2008 team captain ... 2007 and 2008 first team All-Gazette ... 2007 Examiner Player of the Year ... Volleyball Magazine 'Fab 50'.

**MARYLAND CLUB:** Coached by Aldis Berzins

**PERSONAL:** Son of Aldis and Mara Berzins ... father played for Ohio State in 1975 to 1978 ... All-American in 1977 ... 1984 Los Angeles Olympic Gold Medalist ... has two brothers, Kris and Dainis ... enjoys grilling and fishing ... chose Ohio State because of the great academics and athletics.

## 9 JOHN THOLEN MH, 6-6, RS-Jr., Hilliard, Ohio



**2011 (JUNIOR SEASON, SOPHOMORE ELIGIBILITY): NCAA CHAMPIONS** ... Played in seven matches with two starts ... MIVA Academic All-Conference ... Ohio State Scholar Athlete ... Academic All-Big Ten.

**2010 (SOPHOMORE SEASON, FRESHMAN ELIGIBILITY):** Played in four matches with two starts ... Ohio State Scholar Athlete

... MIVA Academic All-Conference.

**2009 (FRESHMAN SEASON):** Did not play ... Ohio State Scholar Athlete ... MIVA All-Academic ... Academic All-Big Ten.

**HILLIARD DARBY HIGH SCHOOL:** Played four years at middle hitter for coach Bryan Webb (2005) and Shawn Parsell (2006-08) ... 2007 first team all-district and all-region, third team all-Ohio ... 2008 district and regional player of the year and first-team all-Ohio ... 2008 runner up to player of the year ... 2008 team MVP ... 2008 Volleyball Magazine third team All-American ... Volleyball Magazine 'Fab 50' selection ... National Honor Society ... National Merit Scholar.

**VANGUARD NATIONAL CLUB:** Coached by Jeff Miller.

**PERSONAL:** Son of John and Mary Anne Tholen ... has two sisters, Samantha and Andrea ... chose Ohio State because of the great volleyball program and school.



# MEET THE BUCKEYES

## 4 KYLE LAWRENCE

S, 6-2, Jr., Santa Monica, Calif.



**2011 (SOPHOMORE SEASON): NCAA CHAMPIONS** ... Played in four matches.

**2010 (FRESHMAN SEASON):** Played in two matches.

**NEWPORT HARBOR HIGH SCHOOL:** Played four years for coach Dan Glean ... four-time Sunset League champion ... CIF championship runner-up in 2008 ... honor

roll for four years.

**SANTA MONICA BEACH CLUB:** Played for Coach Eddie Stanislawski.

**PERSONAL:** Son of Robert and Amy Lawrence ... has two brothers, Trevor and Spencer ... enjoys surfing and beach volleyball ... considering business as his field of study ... career objective is to become a sports agent ... chose Ohio State because of the prestigious athletic program, the large school environment and great academics.

## 5 GRAYSON OVERMAN

MH, 6-7, Jr., San Clemente, Calif.



**2011 (SOPHOMORE SEASON): NCAA CHAMPIONS** ... Started and played in 29 matches ... ranked 11th nationally in block per set at 1.09 ... MIVA Academic All-Conference ... Ohio State Scholar Athlete ... Academic All-Big Ten.

**2009 (FRESHMAN SEASON):** Started 19 matches, playing in 20 ... named the Mid-western Intercollegiate Volleyball Association Defensive Player of the Week and the Ohio State Athlete of the Week for his play against George Mason and UC Santa Barbara ... Ohio State Scholar Athlete ... MIVA Academic All-Conference ... set an Ohio State match record with 14 assist blocks and tied the total blocks match record with 15 (1-14) against George Mason (Feb. 26) ... back-to-back double-figure block matches at Loyola-Chicago 11 (1-10) and against George Mason 15 (1-14).

**SAN CLEMENTE HIGH SCHOOL:** Played four years at middle blocker for coach Ken Goldstone ... four-time South Coast League champions ... team captain as a senior ... first-team all-South Coast as a senior ... four-year scholar-athlete ... valedictorian ... California Scholastic Federation ... named to the Volleyball Magazine Fab 50.

**RIPTIDES ORANGE COUNTY CLUB:** Played for coach Justin DeBlasio ... Junior Olympic play includes a Bronze Medal in 2006, a Silver Medal in 2007 and a Gold Medal in 2009.

**PERSONAL:** Son of Art and Debbie Overman ... has one sister, Lori ... enjoys surfing, volleyball and music ... community activities include Surfrider Foundation ... considering architecture as his field of study ... career objective is to bring modern ideas to other (distant) regions of the world ... chose Ohio State because the opportunities in both athletics and academics which will provide a foundation for the rest of my life.

# MEET THE BUCKEYES

## 7 MIKE STAFANI OH, 6-3, Jr., Hamburg, N.Y.



**2011 (SOPHOMORE SEASON): NCAA CHAMPIONS** ... Played in 19 matches ... MIVA Academic All-Conference ... Ohio State Scholar Athlete ... Academic All-Big Ten.

**2009 (FRESHMAN SEASON):** Started in seven matches, playing in 20 ... Ohio State Scholar Athlete ... MIVA Academic All-Conference ... double-figure points in two matches,

double-figure kills in one match.

**USA VOLLEYBALL:** A member of the USA Men's Junior Olympic National Team that competed at the 2009 FIVB World Championships in Pune, India.

**ORCHARD PARK HIGH SCHOOL:** Four-year starter for coach Matt Lexner ... three-time first-team All Western New York ... High School All-American ... Volleyball Magazine Fab 50 ... Orchard Park career leader in kills (1,708) and ace serves (348).

**POWERSTATION & PACE CLUB:** Played for Powerstation (Buffalo) for coach Walt Stefani and at Pace (Rochester) for coach Quenten Spiegle.

**PERSONAL:** Son of Walt and Beth Stefani ... has one sister, Valerie ... enjoys beach volleyball and snowboarding ... considering sports management as his field of study ... career objective is event planning ... chose Ohio State because it has a lot to offer for athletes and the coaching staff and team seem to be the hardest working in the nation.

## 10 DEREK KUES S/L, 5-9, Jr., Loveland, Ohio



**2011 (SOPHOMORE SEASON): NCAA CHAMPIONS** ... Played in 26 matches ... MIVA Academic All-Conference ... Ohio State Scholar Athlete ... Academic All-Big Ten.

**2010 (FRESHMAN SEASON):** Played in 22 matches ... Ohio State Scholar Athlete ... recipient of the Big Ten Distinguished Scholar Award ... Midwestern Intercollegiate Volleyball Association Academic All-Conference.

**ST. XAVIER HIGH SCHOOL:** A three-year setter for coach Bill Ferris ... team was Greater Catholic League champions in 2009 and were regional champions and stat runner-up in 2008 ... first-team all-GCL, all-region and all-state ... GCL Player of the Year and was named the region and state player of the year ... National Honor Society and National Foreign Language Honor Society.

**CINCINNATI ATTACK CLUB:** Coached by Jamie Lovell.

**PERSONAL:** Son of Larry and Susan Kues ... has two brothers, Matthew and Brian, a member of the Ohio State men's volleyball team ... enjoys raquetball, tennis and college basketball ... career objective is exercise science ... chose Ohio State because of the quality of the academic programs and the chance to compete for a national championship.

# MEET THE BUCKEYES

## 13 NICK GIBSON

OH, 6-6, Jr., Shorewood, Wis.



**2011 (SOPHOMORE SEASON): NCAA CHAMPIONS** ... Played in seven matches ... MIVA Academic All-Conference ... Ohio State Scholar Athlete ... Academic All-Big Ten.

**2010 (FRESHMAN SEASON):** Played in 15 matches with four starts ... Ohio State Scholar Athlete ... Midwestern Intercollegiate Volleyball Association Academic All-

Conference ...double-figure points in two matches, double-figure kills in one.

**USA VOLLEYBALL:** A member of the USA Boys' Youth National Volleyball Team ... team finished 10th at the 2009 FIVB Boys' Young (U-19) World Championships in Bassano del Grappa, Italy.

**SHOREWOOD HIGH SCHOOL:** Played volleyball for coach Kevin Gemignani ... team captain as a junior and senior ... first-team all-state and conference player of the year as a senior ... honorable mention all-state as a junior ... first-team all-conference as a junior and senior ... honorable mention all-conference as a sophomore ... pitcher on the baseball team ... National Honor Society ... student council ... named to the Volleyball Magazine Fab 50.

**NORTH SHORE MILWAUKEE CLUB:** Played for Nick Puetzer and Brad Kuehl ... 2007 silver medalist at Junior Olympics, named to the all-tournament team.

**PERSONAL:** Son of Robert and Maureen Gibson ... has three brothers, Luke, Ryan and John and one sister Maddie ... enjoys ping-pong, movies, BBQ, baseball games and the Green Bay Packers ... considering physical therapy as his field of study ... career objective is to be a physical therapist ... chose Ohio State because of the academic opportunities it offers and to win a national title.

## 14 CHEN LEVITAN

OH, 6-5, Jr., Zichron Ya'akov, Israel



**2012 UCLA (SOPHOMORE SEASON):** Played in two matches.

**2010 UCLA (FRESHMAN SEASON):** Played in 20 matches with one start ... recorded four kills and four points vs. Stanford ... scored a career-high of 5.0 points vs. UC San Diego with four kills and an ace ... served a career-high of three aces vs. Cal State Northridge and scored four points ...

did not commit a service reception error in 56 attempts.

**ISRAELI AMRY:** Joined in 2007 for his two-year mandatory service.

**ISRAELI NATIONAL PROGRAM:** Joined the U-21 Israeli Jr. National Team in 2004 and participated in the Jr. European Championship qualification round in Slovenia ... May of 2006, he played in the U-18 Jr. European Championship qualification round ... played in the 2008 Jr. European Championship qualification round in Croatia, where Israel finished fourth ... prior to the '08 EC event, Israel finished second in a friendly tournament in Italy ... December 2008, he was the backup opposite for the Israeli team that participated in the World Championship qualification tournament in England ... May 2009, he played on the Israeli Jr. National Team in the World Championship qualification in Italy ... played on the Israeli National Team for the "Maccabi 18," which defeated the USA for first place in July.

**HOF-HASHARON HIGH SCHOOL:**

**CLUB:** Played for the Wingate Institute for Volleyball, a program for sports-gifted athletes since 2004.

**PERSONAL:** Son of David and Anat Chen ... has one brother, Yoel and one sister, Ashbel ... an accomplished musician, Chen played first saxophone in the Zichron Ya'akov Youth Band that traveled to the U.S. and Canada in 2002 and '03 ... in 2005, the band was competing in a tournament in Vienna and Chen gave a solo performance ... considering physical education/sport and leisure as his field of study ... career objective is to graduate and play professionally in Europe.

# MEET THE BUCKEYES

## 11 DANNY BAKER

L, 5-9, RS-So., Newport Harbor, Calif.



**ORANGE COAST COLLEGE:** Played one year for Travis Turner ... 2011 first team All Pacific Coast Athletic Conference.

**CORONA DEL MAR HIGH SCHOOL:** Played for Steve Conti ... 2009 first team All Pacific Coast High School League.

**BALBOA BAY CLUB:** Played for Travis Turner.

**PERSONAL:** Son of Chris and Cindy Baker ... has one sister, Katelyn ... enjoys beach volleyball, body surfing, golf and snowboarding ... considering psychology as his field of study ... career objective is a career in the sports industry ... chose Ohio State because it provides me the opportunity to play Division I volleyball in a top athletic and academic environment.

## 15 JONATHAN NEWTON

MH, 5-5, RS-So., Santa Barbara, Calif.



**SANTA BARBARA CITY COLLEGE:** Played middle blocker in 2010 for coach Melody Parker.

**SAN MARCOS HIGH SCHOOL:** Played three years (2006-08) for Jon Lee and one (2009) for Roger Kuntz ... first team All-Channel League, captain and most valuable player in 2009.

**PERSONAL:** Son of Michael and Jan Newton ... has two brothers, Daniel and Chris ... enjoys cars, music and beach volleyball ... considering exercise science as his field of study ... career objective is athletic training.

## 21 MICHAEL PIECHOWSKI

L, 5-10, So., Los Angeles, Calif.



**2011 (FRESHMAN SEASON): NCAA CHAMPIONS** ... Played in one match ... MIVA Academic All-Conference ... Ohio State Scholar Athlete.

**LOYOLA HIGH SCHOOL:** Played two years as an outside hitter and two as a libero ... coached by Michael Boehl as a freshmen and John Beckwith for three years ... played two years of soccer ... California Interscholastic Federation and state champions in 2009 and 2010 ... second team Mission League in 2009 ... Loyola Defensive Player of the Year in 2009 ... first team Mission League, second team All-CIF and team captain in 2010.

**MANHATTAN BEACH SURF VOLLEYBALL CLUB:** Played for coach John Beckwith ... 2010 gold medal at Junior Olympics.

**PERSONAL:** Son of Kenny and Julianne Piechowski ... has two brothers, Noah and Charlie ... enjoys surfing and ping pong ... community activities include feeding the homeless at the Santa Monica Civic Center every Thanksgiving with the Surfrider Foundation ... chose Ohio State because of the tradition of the school as well as the opportunity to play volleyball for Ohio State.

## 1 ANDREW LUTZ

OPP, 6-6, RS-Fr., North Reading, Mass.



**2011 (FRESHMAN SEASON): NCAA CHAMPIONS** ... Did not play ... MIVA Academic All-Conference ... Ohio State Scholar Athlete.

**ST. JOHN'S PREP HIGH SCHOOL:** Played three years in the middle for coach Andrew Viselli ... 2008 state champion ... MVC Division 2 Player of the Year, Boston Globe Athlete of the Year, Boston Herald All-Scholastic

and team captain as a senior ... all-conference and Boston Globe and Boston Herald All-Scholastic as a junior ... conference all-start as a sophomore ... member of the Spanish National Honor Society.

**PERSONAL:** Son of James and Susan Lutz ... has three brothers, Brendan, Chris and Brian ... enjoys playing basketball ... interested in exercise science as a field of study ... chose Ohio State because it puts me in the best position to succeed as a student as well as an athlete. I wanted to become part of the great tradition at Ohio State.

# MEET THE BUCKEYES

## 2 SHAWN HERRON MH, 6-9, RS-Fr., Nassau, N.Y.



**2011 (FRESHMAN SEASON): NCAA CHAMPIONS** ... Did not play ... Ohio State Scholar Athlete.

**COLUMBIA HIGH SCHOOL:** Played three years at middle and outside hitter.

**LAKESIDE VOLLEYBALL CLUB:** Played for coach Melissa Armstrong.

**PERSONAL:** Son of Bruce and Cyndi Herron ... has one sister, Elaine ... enjoys video games ... career objective is to design video games ... chose Ohio State because it was awesome and clearly the best choice.

## 8 PETER HEINEN S, 6-3, RS-Fr., Wauwatosa, Wis.



**2011 (FRESHMAN SEASON): NCAA CHAMPIONS** ... Did not play ... MIVA Academic All-Conference ... Ohio State Scholar Athlete.

**MARQUETTE UNIVERSITY HIGH SCHOOL:** Played four years for coach Erik Sullivan ... first team all-state and all-conference ... named the conference most valuable player ... 2008-09 state champion

... a captain ... high school team record of 120-3 ... National Honor Society ... a Scholar-Athlete.

**WEST ALLIS LIGHTNING CLUB:** Played for coach Jake Cosson.

**PERSONAL:** Son of Mark and Anne Heinen ... has two brothers, Mark and Joe, and two sisters, Megan and Ali ... enjoys ultimate frisbee and golf ... community activities include SSP volunteer ... chose Ohio State for the excellent athletic program and facilities and the opportunities it offers for developing a career.

## 22 COLEMAN PALM MH, 6-8, RS-Fr., Manhattan Beach, Calif.



**2011 (FRESHMAN SEASON): NCAA CHAMPIONS** ... Did not play ... MIVA Academic All-Conference ... Ohio State Scholar Athlete.

**MIRA COSTA HIGH SCHOOL:** Played four years at middle for Michael Ninnis and Michael Cook.

**SOUTHERN CALIFORNIA VOLLEYBALL**

**CLUB:** Played for coach Cameron Green ... bronze medal in the 2009 and 2010 Junior Olympics ... four-year scholar-athlete.

**PERSONAL:** Son of Tod and Cindy Palm ... has one brother, Taylor ... enjoys the guitar, singing and video games ... community activities include volunteering at a local church ... field of study is psychology ... career objective is to be a clinical psychologist ... chose Ohio State because of the new experiences, good psychology program, great volleyball team and great student-athlete benefits.

## 23 SCOTTIE CHAPEL OH, 6-5, RS-Fr., Laguna Beach, Calif.



**2011 (FRESHMAN SEASON): NCAA CHAMPIONS** ... Did not play.

**LAGUNA BEACH HIGH SCHOOL:** Played four years at outside hitter for coach Lance Stewart ... twice named conference most valuable player ... twice named the team offensive player of the year ... earned All-California Interscholastic Federation honors ... 2009 second-team All-CIF ... 2010 first team

All-CIF

**BALBOA BAY VOLLEYBALL CLUB:** Played for coach John Sperraw.

**PERSONAL:** Son of James and Elizabeth Chapel ... has four brothers, Mac, Andrew, Woody and Trey ... enjoys ping pong, skating and surfing ... considering communications as his field of study ... chose Ohio State because I love the tradition and the volleyball program is a top DI program.

# MEET THE BUCKEYES

## 17 BRENNAN ANDERSON S/L, 6-2, Fr., Newport Beach, Calif.



**CORONA DEL MAR HIGH SCHOOL:** Played for Steve Conti in 2010-11 ... CIF, state and national champions in 2011 ... all-county, all-league, all CIF and all region

**OCVC CLUB:** Coached Evan Alexander.

**PERSONAL:** Son of Richard and Kris Anderson ... has one sister, Shelby ... enjoys surfing and beach volleyball ... considering business as his field of study ... career objective is to help run a company ... chose Ohio State because family is from Ohio and likes the campus, team and spirit.

## 18 MICHAEL HENCHY OH, 6-7, Fr., Ventura, Calif.



**VENTURA HIGH SCHOOL:** Played two years of football and four of volleyball ... 2009 varsity coach Mark Davis, 2010-11 coach Kim Adair ... 2010 and 2011 All County and All Channel League and team most valuable player ... 2011 All Channel League most valuable player ... 2011 California Interscholastic Federation Division I Player of the Year ... 2011 high school All-American

**SPECTRUM CLUB:** Played for Chris Harger ... 2010 Junior National Championship Bronze medalist ... 2011 JNC gold medalist and most valuable player

**PERSONAL:** Son of Robert and Wendy Henchy ... has one sister, Kathryn ... enjoys hockey, football, futbol and video games ... considering business as his field of study ... career objective is market research ... chose Ohio State because of the pride and atmosphere of the school.

## 20 TJ READ OH, 6-2, Fr., Fresno, Calif.



**AIR FORCE/ARMED FORCES:** Played outside hitter for Dale Grupe for three years ... in the Air Force reserves at Wright Patterson Air Force Base (Ohio).

**CLOVIS WEST HIGH SCHOOL:** Played outside hitter for Bob McCarthy in 2006 and 2007 ... a captain earning All-City and All-American honors ... won a Valley championship.

**CENTRAL CAL CLUB:** Played for Bob McCarthy, Rudy Barajas and Kevin Kaz.

**PERSONAL:** Son of Tom and Brenda Reed ... has one sister, Amy ... father played for the United States National Team, 1973-76 ... enjoys surfing, skateboarding and rock climbing ... considering education as his field of study ... career objective is military retirement.

## 24 MATT POHLMAN OH, 6-8, Fr., Scottsdale, Ariz.



**BROPHY COLLEGE PREP HIGH SCHOOL:** Played four years for Tony Oldani ... Brophy College Prep Offensive Player of the Year ... 2011 second team All-State.

**ARIZONA FEAR CLUB:** Coached by Kyle Brainard ... 2009-10 Arizona Region 18s runner-ups ... 2010-11 Arizona Region champions.

**PERSONAL:** Son of Timothy and Susan Pohlman ... has one sister, Katie ... selected Ohio State because "of it's outstanding volleyball program as well as academics and the large community that it offers."

# MEET THE BUCKEYES

## 25 NATHAN KNUUTTILA

OH, 6-4, Fr., Allen, Texas



**ALLEN HIGH SCHOOL:**

**SEASIDE/SHOREBREAK CLUB:** Played for Seaside 17's and Shorebreak 18's in San Diego ... gold medalist in open and all-tournament at the Junior Olympics.

**PERSONAL:** Son Robert and Robin Knuttila ... has one sister, Natalie ... enjoys fishing, working out and basketball ... community activities include the Young Mens Service League ... considering business as his field of study ... career objective is to start a big business ... chose Ohio State because "I wanted to be the best and Ohio State would give me the best opportunity."



# CAREER/2011 SEASON HIGHS

## #3 Anthony Hock

2011 Season Highs.....	Career Highs
Kills..... 6..... vs. UC Irvine at Penn State, 2-5.....	Kills..... 6..... vs. UC Irvine at Penn State, 2-5-11
Attacks..... 11..... vs. UC Irvine at Penn State, 2-5.....	Attacks..... 11..... vs. UC Irvine at Penn State, 2-5-11
Percentage..... .364..... (6-2-11) vs. UC Irvine at Penn State, 2-5.....	Percentage..... .364..... (6-2-11) vs. UC Irvine at Penn State, 2-5-11
Assists..... 1..... (4x) at UC San Diego, 3-24.....	Assists..... 3..... vs. UC Santa Barbara, 2-27-10
Aces..... 2..... vs. UC Irvine at Penn State, 2-5.....	Aces..... 2..... (4x) vs. UC Irvine at Penn State, 2-5-11
Digs..... 11..... (2x) at UC San Diego, 3-24.....	Digs..... 17..... at Loyola-Chicago, 2-13-10
Solo Blocks..... -.....	Solo Blocks..... -.....
Assist Blocks..... 1..... vs. UC Irvine at Penn State, 2-5.....	Assist Blocks..... 1..... vs. UC Irvine at Penn State, 2-5-11
Total Blocks..... 1..... (0-1) vs. UC Irvine at Penn State, 2-5.....	Total Blocks..... 1..... (0-1) vs. UC Irvine at Penn State, 2-5-11
Points..... 8.5..... (6-2-0-1) vs. UC Irvine at Penn State, 2-5.....	Points..... 8.5..... (6-2-0-1) vs. UC Irvine at Penn State, 2-5-11

## #4 Kyle Lawrence

2011 Season Highs.....	Career Highs
Kills..... -.....	Kills..... -.....
Attacks..... -.....	Attacks..... -.....
Percentage..... -.....	Percentage..... -.....
Assists..... 13..... (2x) Princeton, 4-8.....	Assists..... 13..... (2x) Princeton, 4-8-11
Aces..... -.....	Aces..... -.....
Digs..... 1..... (2x) Princeton, 4-8.....	Digs..... 1..... (2x) Princeton, 4-8-11
Solo Blocks..... -.....	Solo Blocks..... -.....
Assist Blocks..... -.....	Assist Blocks..... -.....
Total Blocks..... -.....	Total Blocks..... -.....
Points..... -.....	Points..... -.....

## #5 Grayson Overman

2011 Season Highs.....	Career Highs
Kills..... 12..... vs. UC Irvine at Penn State, 2-5.....	Kills..... 12..... vs. UC Irvine at Penn State, 2-5-11
Attacks..... 19..... Ball State, 3-11.....	Attacks..... 19..... Ball State, 3-11-11
Percentage..... .846..... (11-0-13) George Mason, 1-18.....	Percentage..... .846..... (2x) (11-0-13) George Mason, 1-18-11
Assists..... 2..... (2x) at St. Francis, 4-7.....	Assists..... 2..... (5x) at St. Francis, 4-7-11
Aces..... 2..... at Pepperdine, 1-9.....	Aces..... 5..... at Lewis, 2-12-10
Digs..... 3..... George Mason, 1-18.....	Digs..... 3..... (2x) George Mason, 1-18-11
Solo Blocks..... 2..... at Grand Canyon, 3-21.....	Solo Blocks..... 2..... (3x) at Grand Canyon, 3-21-11
Assist Blocks..... 9..... at Pepperdine, 1-10.....	Assist Blocks..... 14..... vs. George Mason, 2-26-10
Total Blocks..... 9..... (0-9) at Pepperdine, 1-10.....	Total Blocks..... 15..... (1-14) vs. George Mason, 2-26-10
Points..... 14.5..... (12-0-0-5) vs. UC Irvine at Penn State, 2-5.....	Points..... 14.5..... (12-0-0-5) vs. UC Irvine at Penn State, 2-5-11

## #6 Shawn Sangrey

2011 Season Highs.....	Career Highs
Kills..... 23..... vs. UC Irvine at Penn State, 2-5.....	Kills..... 28..... at Lewis, 2-12-10
Attacks..... 46..... at Juniata, 1-29.....	Attacks..... 57..... at IPFW, 3-6-10
Percentage..... .571..... (17-1-28) at IPFW, 1-21.....	Percentage..... .571..... (17-1-28) at IPFW, 1-21-10
Assists..... 1..... (7x) Princeton, 4-8.....	Assists..... 3..... George Mason, 1-31-10
Aces..... 4..... at Ball State, 2-18.....	Aces..... 4..... vs. George Mason, 2-26-10
Digs..... 13..... Lewis, 3-4.....	Digs..... 13..... Lewis, 3-4-11
Solo Blocks..... 1..... (3x) Princeton, 4-8.....	Solo Blocks..... 2..... (4x) at Quincy, 4-2-10
Assist Blocks..... 7..... Lewis (MIVA), 4-27.....	Assist Blocks..... 7..... (3x) Lewis (MIVA), 4-27-10
Total Blocks..... 7..... (0-7) Lewis (MIVA), 4-27.....	Total Blocks..... 8..... (1-7) Juniata, 1-18-09
Points..... 26.5..... (25-1-0-1) vs. UC Irvine at Penn State, 2-5.....	Points..... 31.5..... (28-2-0-3) at Lewis, 2-12-10

## #7 Mike Stefani

2011 Season Highs.....	Career Highs
Kills..... 2..... at Lewis, 4-2.....	Kills..... 10..... at IPFW, 3-6-10
Attacks..... 7..... Princeton, 4-8.....	Attacks..... 28..... vs. Penn State, 1-9-10
Percentage..... .250..... (2-1-4) at Lewis, 4-2.....	Percentage..... .333..... (5-1-12) at Ball State, 2-5-10
Assists..... -.....	Assists..... 2..... at Loyola-Chicago, 2-13-10
Aces..... 1..... (2x) Lewis, 3-4.....	Aces..... 3..... at IPFW, 3-6-10
Digs..... 1..... (6x) at Lewis, 4-2.....	Digs..... 10..... vs. Penn State, 1-9-10
Solo Blocks..... -.....	Solo Blocks..... -.....
Assist Blocks..... 1..... at Grand Canyon, 3-21.....	Assist Blocks..... 2..... (2x) vs. Penn State, 1-9-10
Total Blocks..... 1..... (0-1) at Grand Canyon, 3-21.....	Total Blocks..... 2..... (2x) (0-2) vs. Penn State, 1-9-10
Points..... 2.0..... (2-0-0-0) at Lewis, 4-2.....	Points..... 13.5..... (10-3-0-1) at IPFW, 3-6-10





# CAREER/2011 SEASON HIGHS

## #9 John Tholen

2011 Season Highs	Career Highs
Kills..... 8...(2x) Princeton, 4-8	Kills ..... 8 ...(2x) Princeton, 4-8-11
Attacks ..... 13...Princeton, 4-8	Attacks ..... 13...Princeton, 4-8-11
Percentage ..... .636...(8-1-11) Quincy, 2-10	Percentage ..... .636...(8-1-11) Quincy, 2-10-11
Assists..... 1...Quincy, 2-11	Assists..... 2...(2x) at George Mason, 3-22-10
Aces..... 1...Princeton, 4-8	Aces ..... 1...(2x) Princeton, 4-8-11
Digs ..... 3...Quincy, 2-10	Digs ..... 3...Quincy, 2-10-11
Solo Blocks..... 3...Quincy, 2-10	Solo Blocks..... 3...Quincy, 2-10-11
Assist Blocks ..... 4...Quincy, 2-11	Assist Blocks..... 5...vs. Penn State, 1-9-10
Total Blocks ..... 5...(1-4) Quincy, 2-11	Total Blocks ..... 5...(2x) (2-3) Mt. Olive, 3-7-10
Points..... 11.0...(8-0-3-0) Quincy, 2-10	Points ..... 11.0...(8-0-3-0) Quincy, 2-10-11

## #10 Derek Kues

2011 Season Highs	Career Highs
Kills..... -	Kills ..... 1... Mt. Olive, 3-7-10
Attacks ..... -	Attacks ..... 1... Mt. Olive, 3-7-10
Percentage ..... -	Percentage ..... 1.000...(1-0-1) Mt. Olive, 3-7-10
Assists..... 1...(2x) at Grand Canyon, 3-21	Assists..... 1...(2x) at Grand Canyon, 3-21-11
Aces..... -	Aces ..... -
Digs ..... 2...(3x) at UC San Diego, 3-24	Digs ..... 2...(5x) at UC San Diego, 3-24-11
Solo Blocks..... -	Solo Blocks..... -
Assist Blocks ..... -	Assist Blocks ..... -
Total Blocks ..... -	Total Blocks ..... -
Points..... -	Points ..... 1.0...(1-0-0-0) Mt. Olive, 3-7-10

## #12 Mik Berzins

2011 Season Highs	Career Highs
Kills..... 15...George Mason, 1-18	Kills ..... 15...(2x) George Mason, 1-18-11
Attacks ..... 38...at UC San Diego, 3-24	Attacks ..... 38...at UC San Diego, 3-24-11
Percentage ..... 1.000...(13-0-13) Quincy, 2-10	Percentage ..... 1.000...(13-0-13) Quincy, 2-10-11
Assists..... 5...vs. UC Irvine at Penn State, 2-5	Assists..... 5...vs. UC Irvine at Penn State, 2-5-11
Aces..... 2...(2x) at Grand Canyon, 3-20	Aces ..... 2...(3x) at Grand Canyon, 3-20-11
Digs ..... 12...Loyola-Chicago, 3-5	Digs ..... 26...at IPFW, 3-6-10
Solo Blocks..... 1...(2x) at Ball State, 2-18	Solo Blocks..... 1...(3x) at Ball State, 2-18-11
Assist Blocks ..... 4...(2x) Ball State, 3-11	Assist Blocks ..... 4...(2x) Ball State, 3-11-11
Total Blocks ..... 5...(1-4) at Ball State, 2-18	Total Blocks ..... 5...(1-4) at Ball State, 2-18-11
Points..... 17.5...(15-2-0-1) George Mason, 1-18	Points ..... 17.5...(15-2-0-1) George Mason, 1-18-11

## #13 Nick Gibson

2011 Season Highs	Career Highs
Kills..... 7... Princeton, 4-8	Kills ..... 18...Mt. Olive, 3-7-10
Attacks ..... 14... Princeton, 4-8	Attacks..... 25...Mt. Olive, 3-7-10
Percentage ..... .500...(1-0-2) Juniata, 2-27	Percentage..... .640...(18-2-25) Mt. Olive, 3-7-10
Assists..... -	Assists..... -
Aces..... 1...(2x) Princeton, 4-8	Aces ..... 1.....(3x) Princeton, 4-8-11
Digs ..... 1...(2x) Princeton, 4-8	Digs ..... 9...Juniata, 1-31-10
Solo Blocks ..... 1...at Lewis, 4-2	Solo Blocks ..... 1.....(2x) at Lewis, 4-2
Assist Blocks ..... 1...(3x) at Grand Canyon, 3-21	Assist Blocks ..... 2.....(2x) Mt. Olive, 3-7-10
Total Blocks ..... 1...(0-1) (3x) at Grand Canyon, 3-21	Total Blocks ..... 3.....(1-2) Juniata, 1-31-10
Points..... 8.0...(7-1-0-0) Princeton, 4-8	Points ..... 19.0.....(18-0-0-2) Mt. Olive, 3-7-10

## #14 Chen Levitan

2011 Season Highs	Career Highs
Kills.....	Kills.....
Attacks.....	Attacks.....
Percentage.....	Percentage.....
Assists.....	Assists.....
Aces.....	Aces.....
Digs.....	Digs.....
Solo Blocks.....	Solo Blocks.....
Assist Blocks.....	Assist Blocks.....
Total Blocks.....	Total Blocks.....
Points.....	Points.....



# CAREER/2011 SEASON HIGHS

## #19 Rhett Cash

2011 Season Highs.....	Career Highs
Kills.....-	Kills.....-
Attacks.....-	Attacks.....-
Percentage.....-	Percentage.....-
Assists.....2... Juniata, 1-31-10	Assists.....2... Juniata, 1-31-10
Aces.....-	Aces.....-
Digs.....8... Juniata, 1-31-10	Digs.....8... Juniata, 1-31-10
Solo Blocks.....-	Solo Blocks.....-
Assist Blocks.....-	Assist Blocks.....-
Total Blocks.....-	Total Blocks.....-
Points.....-	Points.....-

## #21 Michael Piechowski

2011 Season Highs.....	Career Highs
Kills.....-	Kills.....-
Attacks.....-	Attacks.....-
Percentage.....-	Percentage.....-
Assists.....-	Assists.....-
Aces.....-	Aces.....-
Digs.....2... Quincy, 2-11	Digs.....2... Quincy, 2-11-11
Solo Blocks.....-	Solo Blocks.....-
Assist Blocks.....-	Assist Blocks.....-
Total Blocks.....-	Total Blocks.....-
Points.....-	Points.....-

# CAREER/STATISTICS

## #3 Anthony Hock

Season	SP	MP	K	K/S	E	TA	Pct	A	A/S	SA	SA/S	SE	DIG	D/S	RE	BS	BA	TB	B/S	BE	BHE	PTS	Pts/S
2009	65	24	0	0.00	1	2	-.500	6	0.09	3	0.05	12	36	0.55	7	0	0	0	0.00	0	0	3.0	0.05
2010	82	26	1	0.01	0	1	1.000	9	0.11	7	0.09	19	74	0.90	12	0	0	0	0.00	0	0	8.0	0.10
2011	94	28	6	0.06	4	14	.143	6	0.06	5	0.05	20	83	0.88	12	0	1	1	0.01	0	0	11.5	0.12
<b>TOTAL</b>	<b>241</b>	<b>78</b>	<b>7</b>	<b>0.03</b>	<b>5</b>	<b>17</b>	<b>.118</b>	<b>21</b>	<b>0.09</b>	<b>15</b>	<b>0.06</b>	<b>51</b>	<b>193</b>	<b>0.80</b>	<b>31</b>	<b>0</b>	<b>1</b>	<b>1</b>	<b>0.00</b>	<b>0</b>	<b>0</b>	<b>22.5</b>	<b>0.09</b>

## #4 Kyle Lawrence

Season	SP	MP	K	K/S	E	TA	Pct	A	A/S	SA	SA/S	SE	DIG	D/S	RE	BS	BA	TB	B/S	BE	BHE	PTS	Pts/S
2010	2	2	0	0.00	0	0	.000	7	3.50	0	0.00	1	0	0.00	0	0	0	0	0.00	0	0	0.0	0.00
2011	4	4	0	0.00	0	0	.000	30	7.50	0	0.00	0	2	0.50	0	0	0	0	0.00	1	2	0.0	0.00
<b>TOTAL</b>	<b>6</b>	<b>6</b>	<b>0</b>	<b>0.00</b>	<b>0</b>	<b>0</b>	<b>.000</b>	<b>37</b>	<b>6.17</b>	<b>0</b>	<b>0.00</b>	<b>1</b>	<b>2</b>	<b>0.33</b>	<b>0</b>	<b>0</b>	<b>0</b>	<b>0</b>	<b>0.00</b>	<b>1</b>	<b>2</b>	<b>0.0</b>	<b>0.00</b>

## #5 Grayson Overman

Season	SP	MP	K	K/S	E	TA	Pct	A	A/S	SA	SA/S	SE	DIG	D/S	RE	BS	BA	TB	B/S	BE	BHE	PTS	Pts/S
2010	64	20	95	1.48	26	179	.385	16	0.25	15	0.23	40	16	0.25	0	10	73	83	1.30	11	0	156.5	2.44
2011	83	26	138	1.66	27	244	.455	15	0.18	7	0.08	46	24	0.29	1	7	79	86	1.04	15	0	191.5	2.30
<b>TOTAL</b>	<b>147</b>	<b>46</b>	<b>233</b>	<b>1.59</b>	<b>53</b>	<b>423</b>	<b>.426</b>	<b>31</b>	<b>0.21</b>	<b>22</b>	<b>0.15</b>	<b>86</b>	<b>40</b>	<b>0.27</b>	<b>1</b>	<b>17</b>	<b>152</b>	<b>169</b>	<b>1.15</b>	<b>26</b>	<b>0</b>	<b>348.0</b>	<b>2.37</b>

## #6 Shawn Sangrey

Season	SP	MP	K	K/S	E	TA	Pct	A	A/S	SA	SA/S	SE	DIG	D/S	RE	BS	BA	TB	B/S	BE	BHE	PTS	Pts/S
2009	51	20	83	1.63	65	223	.081	7	0.14	6	0.12	35	47	0.92	7	1	31	32	0.63	4	2	105.5	2.06
2010	91	28	430	4.73	187	913	.266	16	0.18	33	0.36	89	128	1.41	2	9	63	72	0.79	1	0	503.5	5.53
2011	84	25	319	3.80	124	678	.288	7	0.08	32	0.38	59	137	1.63	0	3	56	59	0.70	2	1	382.0	4.55
<b>TOTAL</b>	<b>226</b>	<b>73</b>	<b>832</b>	<b>3.68</b>	<b>376</b>	<b>1814</b>	<b>.251</b>	<b>30</b>	<b>0.13</b>	<b>71</b>	<b>0.31</b>	<b>183</b>	<b>312</b>	<b>1.38</b>	<b>9</b>	<b>13</b>	<b>150</b>	<b>163</b>	<b>0.72</b>	<b>7</b>	<b>3</b>	<b>991.0</b>	<b>4.38</b>



# CAREER STATISTICS

## #7 Mike Stefani

Season	SP	MP	K	K/S	E	TA	Pct	A	A/S	SA	SA/S	SE	DIG	D/S	RE	BS	BA	TB	B/S	BE	BHE	PTS	Pts/S
2010	53	20	78	1.47	47	196	.158	5	0.09	5	0.09	41	56	1.06	8	0	11	11	0.21	2	0	88.5	1.66
2011	37	19	5	0.14	7	19	-.105	0	0.00	2	0.05	18	6	0.16	0	0	1	1	0.03	0	0	7.5	0.19
<b>TOTAL</b>	<b>90</b>	<b>39</b>	<b>83</b>	<b>0.92</b>	<b>54</b>	<b>215</b>	<b>.135</b>	<b>5</b>	<b>0.06</b>	<b>7</b>	<b>0.08</b>	<b>59</b>	<b>62</b>	<b>0.69</b>	<b>8</b>	<b>0</b>	<b>12</b>	<b>12</b>	<b>0.13</b>	<b>2</b>	<b>0</b>	<b>96.0</b>	<b>1.07</b>

## #9 John Tholen

Season	SP	MP	K	K/S	E	TA	Pct	A	A/S	SA	SA/S	SE	DIG	D/S	RE	BS	BA	TB	B/S	BE	BHE	PTS	Pts/S
2009	Did Not Play																						
2010	10	4	15	1.50	6	24	.375	5	0.50	1	0.10	5	3	0.30	0	3	11	14	1.40	0	0	24.5	2.40
2011	13	7	29	2.23	8	48	.438	1	0.08	1	0.08	1	4	0.31	0	5	7	12	0.92	1	0	38.5	2.92
<b>TOTAL</b>	<b>23</b>	<b>11</b>	<b>44</b>	<b>1.91</b>	<b>14</b>	<b>72</b>	<b>.417</b>	<b>6</b>	<b>0.26</b>	<b>2</b>	<b>0.09</b>	<b>6</b>	<b>7</b>	<b>0.30</b>	<b>0</b>	<b>8</b>	<b>18</b>	<b>26</b>	<b>1.13</b>	<b>1</b>	<b>0</b>	<b>63.0</b>	<b>2.74</b>

## #10 Derek Kues

Season	SP	MP	K	K/S	E	TA	Pct	A	A/S	SA	SA/S	SE	DIG	D/S	RE	BS	BA	TB	B/S	BE	BHE	PTS	Pts/S
2010	47	22	1	0.02	0	1	1.000	2	0.04	0	0.00	0	6	0.13	0	0	0	0	0.00	0	0	1.0	0.02
2011	50	23	0	0.00	0	0	.000	2	0.04	0	0.00	1	9	0.18	0	0	0	0	0.00	0	0	0.0	0.00
<b>TOTAL</b>	<b>97</b>	<b>45</b>	<b>1</b>	<b>0.01</b>	<b>0</b>	<b>1</b>	<b>1.000</b>	<b>4</b>	<b>0.04</b>	<b>0</b>	<b>0.00</b>	<b>1</b>	<b>15</b>	<b>0.15</b>	<b>0</b>	<b>0</b>	<b>0</b>	<b>0</b>	<b>0.00</b>	<b>0</b>	<b>0</b>	<b>1.0</b>	<b>0.01</b>

## #12 Mik Berzins

Season	SP	MP	K	K/S	E	TA	Pct	A	A/S	SA	SA/S	SE	DIG	D/S	RE	BS	BA	TB	B/S	BE	BHE	PTS	Pts/S
2009	85	25	0	0.00	1	6	-.167	27	0.32	0	0.00	1	225	2.65	28	0	2	2	0.02	0	0	1.0	0.01
2010	92	28	82	0.89	35	169	.278	18	0.20	4	0.04	32	232	2.52	29	2	15	17	0.18	1	1	95.5	1.03
2011	101	29	128	1.27	42	271	.317	26	0.26	8	0.08	35	184	1.82	30	2	23	25	0.25	3	1	149.5	1.48
<b>TOTAL</b>	<b>278</b>	<b>82</b>	<b>210</b>	<b>0.76</b>	<b>78</b>	<b>446</b>	<b>.296</b>	<b>71</b>	<b>0.26</b>	<b>12</b>	<b>0.04</b>	<b>68</b>	<b>641</b>	<b>2.31</b>	<b>87</b>	<b>4</b>	<b>40</b>	<b>44</b>	<b>0.16</b>	<b>4</b>	<b>2</b>	<b>246.0</b>	<b>0.88</b>

## #13 Nick Gibson

Season	SP	MP	K	K/S	E	TA	Pct	A	A/S	SA	SA/S	SE	DIG	D/S	RE	BS	BA	TB	B/S	BE	BHE	PTS	Pts/S
2010	24	15	40	1.67	8	80	.400	0	0.00	1	0.04	16	18	0.75	1	1	4	5	0.21	0	0	44.0	1.83
2011	9	7	11	1.22	10	29	.034	0	0.00	2	0.22	6	2	0.22	0	1	3	4	0.44	0	0	15.5	1.67
<b>TOTAL</b>	<b>33</b>	<b>22</b>	<b>51</b>	<b>1.55</b>	<b>18</b>	<b>109</b>	<b>.303</b>	<b>0</b>	<b>0.00</b>	<b>3</b>	<b>0.09</b>	<b>22</b>	<b>20</b>	<b>0.61</b>	<b>1</b>	<b>2</b>	<b>7</b>	<b>9</b>	<b>0.27</b>	<b>0</b>	<b>0</b>	<b>59.5</b>	<b>1.79</b>

## #14 Chen Levitan

Season	SP	MP	K	K/S	E	TA	Pct	A	A/S	SA	SA/S	SE	DIG	D/S	RE	BS	BA	TB	B/S	BE	BHE	PTS	Pts/S
2010																							
2011																							
<b>TOTAL</b>																							

## #19 Rhett Cash

Season	SP	MP	K	K/S	E	TA	Pct	A	A/S	SA	SA/S	SE	DIG	D/S	RE	BS	BA	TB	B/S	BE	BHE	PTS	Pts/S
2010	18	6	0	0.00	0	0	.000	3	0.17	0	0.00	0	28	1.56	6	0	0	0	0.00	0	0	0.0	0.00
2011	1	1	0	0.00	0	0	.000	0	0.00	0	0.00	0	1	1.00	0	0	0	0	0.00	0	0	0.0	0.00
<b>TOTAL</b>	<b>19</b>	<b>7</b>	<b>0</b>	<b>0.00</b>	<b>0</b>	<b>0</b>	<b>.000</b>	<b>3</b>	<b>0.17</b>	<b>0</b>	<b>0.00</b>	<b>0</b>	<b>29</b>	<b>1.53</b>	<b>6</b>	<b>0</b>	<b>0</b>	<b>0</b>	<b>0.00</b>	<b>0</b>	<b>0</b>	<b>0.0</b>	<b>0.00</b>

## #21 Michael Piechowski

Season	SP	MP	K	K/S	E	TA	Pct	A	A/S	SA	SA/S	SE	DIG	D/S	RE	BS	BA	TB	B/S	BE	BHE	PTS	Pts/S
2011	2	1	0	0.00	0	0	.000	0	0.00	0	0.00	0	2	1.00	1	0	0	0	0.00	0	0	0.0	0.00
<b>TOTAL</b>	<b>2</b>	<b>1</b>	<b>0</b>	<b>0.00</b>	<b>0</b>	<b>0</b>	<b>.000</b>	<b>0</b>	<b>0.00</b>	<b>0</b>	<b>0.00</b>	<b>0</b>	<b>2</b>	<b>1.00</b>	<b>1</b>	<b>0</b>	<b>0</b>	<b>0</b>	<b>0.00</b>	<b>0</b>	<b>0</b>	<b>0.0</b>	<b>0.00</b>



# HEAD COACH PETE HANSON



Pete Hanson, 53, a native of Flint, Mich., is the eighth volleyball coach for the Ohio State program. In 27 years at Ohio State he has posted a 541-288 (.653) record.

His college career began at Kellogg Community College in Michigan, which he attended for two years. At Kellogg C.C., his team won the National Junior College Athletic Association Championships in

1976 and 1977. During the 1976 season he was selected to the N.J.C.A.A. All-America Team. In 1977, he played on the United States team that competed against the Suntory Volleyball Club from Japan and toured across the United States, playing a team from the People's Republic of China.

Hanson then transferred to Ball State University, where he played during the 1978 and 1979 seasons, winning the Midwestern Intercollegiate Volleyball Association Championship in 1979 and finishing fourth in the NCAA Championships. In both years he was named an All-MIVA selection and was selected as the Most Valuable Player for Ball State. After graduating in 1979 with a degree in natural resources and geology, he stayed at Ball State the next year, serving as an assistant coach.

In 1980, he became the assistant women's coach at the University of Wyoming. In 1981, the team was ranked 16th in the country and had a 20-9 record. In 1982, he became the Cowboys' head coach, posting a 14-12 record.

In 1985, his first year at the helm of the Buckeyes, Hanson led OSU to a 16-13 record and a second place finish in the MIVA. In 1986, his team finished first in the MIVA with a 25-15 overall record and placed fourth in the NCAA Championships. He led the Buckeyes to their second-consecutive MIVA championship the next year and again placed fourth in the NCAA.

In 1988 his team finished 23-12 overall, second in the MIVA and he was named Coach of the Year in the league. In 1989, OSU was 11-19 overall and finished second in the MIVA. In 1990, his team was 8-24 overall and finished third in the MIVA. OSU finished third again in 1991, improving to a 16-12 record.

The 1992 team was 12-18 overall, reaching the championship match in the MIVA tournament. In the following year, OSU was 28-10, winning a share of the MIVA championship and capturing the MIVA playoffs to earn Hanson's third trip to the Final Four. For his season, Hanson was named MIVA Coach of the Year. OSU was 20-13 in 1994, finishing third in both the MIVA regular season and tournament. The 1995 season saw OSU finish 18-12 overall, finishing in a first place tie in the MIVA. In 1996 the Buckeyes were 23-7 overall and finished in a three-way tie for the MIVA championship. OSU lost in the MIVA tournament semifinals to eventual NCAA national semifinalist Lewis. OSU was 19-9 overall in 1997 and lost in the semifinals of the MIVA championship to eventual NCAA national semifinalist Ball State.

The 1998 squad compiled a 25-2 mark overall, winning 22-consecutive matches. OSU won the regular season MIVA Championship with a 10-0 mark, but lost in the semifinals of the MIVA tournament. Hanson was named the MIVA Coach of the Year

and later was honored as the Volleyball Magazine Coach of the Year. His squad was honored with three first-team and one second-team MIVA selections and three All-Americans. The Buckeyes, in 1999, finished 21-6 and won a share of the MIVA Championship with a 12-2 record. In 2000, Ohio State was 25-4 overall winning the MIVA regular season championship and the MIVA tournament. Hanson was the MIVA Coach of the Year. OSU finished second in the NCAA championship. Hanson was later named the AVCA National Coach of the Year. In 2001 the Buckeyes were 22-6 overall and finished tied for second place in the MIVA. OSU won the MIVA tournament and made its fifth appearance in the NCAA championship under Hanson.

The 2002 Buckeyes were 21-9 overall and finished third in the MIVA. The 2003 squad finished tied for third in the MIVA and had an overall record of 18-10. In 2004 the Buckeyes finished 21-9 and won the MIVA championship with a 13-3 mark. Hanson was honored as the conference coach of the year. In 2005, OSU was 24-8 and finished second the MIVA. They won the MIVA tournament to advance to the NCAA championship semifinals. The 2006 season saw the Buckeyes finish 20-12 and was fourth in the MIVA with a 7-5 mark. OSU reached the semifinals of the MIVA tournament. In 2007, Ohio State won the MIVA regular season championship with a 10-2 mark and was 23-4 overall. The Buckeyes were ranked ninth nationally after reaching the championship match of the MIVA tournament. Hanson was named the MIVA coach of the year for the seventh time.

In 2008, the Buckeyes repeated as the MIVA regular season champion with an 11-1 record. Ohio State went on to win the MIVA tournament and advanced to the NCAA championship semifinals, falling to eventual champion Penn State. OSU finished with a 20-8 overall record and was ranked seventh in the final AVCA Poll. In 2009, Ohio State won a third consecutive MIVA regular season championship and won the MIVA Tournament to advance to the NCAA championship semifinals, losing to top-ranked UC Irvine. Hanson was named the MIVA coach of the year with the Buckeyes finishing 10th in the AVCA Poll. OSU won a fourth-consecutive MIVA regular season championship in 2010 with an 11-1 record. The Buckeyes won a third consecutive MIVA tournament championship and advanced to the NCAA semifinals, falling to eventual champion Stanford. Ohio State finished with a 22-8 mark and ranked 10th in the AVCA poll. Hanson earned his 10th MIVA Coach of the Year honor.

In 2011, Hanson directed Ohio State to the school's first NCAA Championship in men's volleyball with a 3-2 victory over UC Santa Barbara at Penn State. OSU was 26-6 overall and won the MIVA regular season championship with an 11-1 mark. It was the fifth consecutive league championship for the Buckeyes. OSU won a fourth MIVA Tournament to earn a trip to the NCAA Championship semifinals. Hanson was named the MIVA Coach of the Year and was named National Coach of the Year by the American Volleyball Coaches Association and *Volleyball Magazine*.

In recent years Hanson has been honored with his selection to various regional and national coaching positions. He was an assistant coach for the 1986 National Sports Festival. The next summer he was the assistant coach at the Olympic Sports Festival for the gold medalist North team. Three of his players participated on teams in the festival. In 1988, he was an assistant coach at



# HEAD COACH PETE HANSON

the National Elite Junior Training Camp. The following year he worked as the head coach of the East squad at the Olympic Sports Festival. He was an assistant coach for the USA Men's "B" Team during the summers of 1994 and 1995. Hanson assisted the United States Men's Olympic team in Atlanta in 1996. He was an assistant coach for the USA team at the World University Games, held in China, in 2011.

**FULL NAME:** Peter Lawrence Hanson

**BORN:** Dec. 10, 1956 in Flint, Mich.

**HOMETOWN:** Flint, Mich.

**HIGH SCHOOL:** Flint Northwestern

**ALMA MATER:** Ball State '79

**FAMILY:** Wife, Marianne; sons John and Phillip

**PLAYING CAREER:** Kellogg Community College, 1976-77; National Junior College Athletic Association Championship (1976, 77), NJCAA All-American (1976); Ball State University, 1978-79; Midwest Intercollegiate Volleyball Association Championship (1979); Fourth at NCAA Championship (1979)

**COACHING CAREER:** Assistant Coach (Men), Ball State (1979); Assistant Coach (Women), Wyoming (1980-81), Head Coach (Women), Wyoming (1982); Head Coach (Men), Ohio State (1985-present)

**COACHING ACCOMPLISHMENTS:** Volleyball Magazine Coach of the Year (1998, 2011); American Volleyball Coaches Association Coach of the Year (2000, 2011); 11-time Midwestern Intercollegiate Volleyball Coaches Association Coach of the Year (1988, 93, 96, 98, 2000, 04, 07, 08, 09, 10(co), 11); 14 MIVA Championships (1986, 87, 93(co), 95(co), 96(co), 98, 99(co), 2000, 04, 07, 08, 09, 10, 11); 10 NCAA appearances (1986, 87, 93, 2000, 01, 05, 08, 09, 10, 11); NCAA Runner-up (2000); NCAA Champion (2011).

**USA VOLLEYBALL:** Assistant Coach National Sports Festival (1986); Assistant Coach Olympic Sports Festival (1987); Assistant Coach National Elite Junior Training Camp (1988); Head Coach Olympic Sports Festival (1989); Assistant Coach USA Men's "B" Team (1994, 95); Assisted US Men's Olympic team in Atlanta (1996); Assistant Coach World University Games in China (2011).

**AWAY FROM VOLLEYBALL:** Enjoys golf, camping with his family and traveling.

## HANSON'S CAREER RECORD

Year	School	MIVA			NCAA		Finish	
		Won	Lost	Pct.	Finish	Won		Lost
1985	Ohio State	16	13	.552	2nd	-	-	-
1986	Ohio State	25	15	.625	1st	0	2	4th
1987	Ohio State	18	21	.462	1st	0	2	4th
1988	Ohio State	23	12	.657	2nd	-	-	-
1989	Ohio State	11	19	.367	2nd	-	-	-
1990	Ohio State	8	24	.250	3rd	-	-	-
1991	Ohio State	16	12	.571	3rd	-	-	-
1992	Ohio State	12	18	.400	3rd	-	-	-
1993	Ohio State	28	10	.737	T1st	0	2	4th
1994	Ohio State	20	13	.606	3rd	-	-	-
1995	Ohio State	18	12	.600	T1st	-	-	-
1996	Ohio State	23	7	.767	T1st	-	-	-
1997	Ohio State	19	9	.679	4th	-	-	-
1998	Ohio State	25	2	.926	1st	-	-	-
1999	Ohio State	21	6	.778	T1st	-	-	-
2000	Ohio State	25	4	.862	1st	1	1	2nd
2001	Ohio State	22	6	.786	T2nd	0	1	Semifinalist
2002	Ohio State	21	9	.700	3rd	-	-	-
2003	Ohio State	18	10	.643	T3rd	-	-	-
2004	Ohio State	21	9	.700	1st	-	-	-
2005	Ohio State	24	8	.750	2nd	0	1	Semifinalist
2006	Ohio State	20	12	.625	4th	-	-	-
2007	Ohio State	23	4	.852	1st	-	-	-
2008	Ohio State	20	8	.714	1st	0	1	Semifinalist
2009	Ohio State	16	11	.593	1st	0	1	Semifinalist
2010	Ohio State	22	8	.733	1st	0	1	Semifinalist
2011	Ohio State	26	6	.813	1st	2	0	Champion
<b>Totals</b>			<b>541</b>	<b>288</b>	<b>.653</b>			



# ASSISTANT COACHES

## TIM EмбаUGH SEAN BYRON

21st Season, Ohio State, 1990



Tim Embaugh is in his 21st year as the assistant coach to the men's volleyball team. He served as a student assistant in 1990, and lettered three years (1987-88-89) as an outside hitter for the Buckeyes.

Embaugh is originally from Canton Ohio, but grew up overseas in Indonesia where he began his volleyball career. A provincial championship and a trip to the Indonesian Junior Olympics led him to

seek even higher levels of competition, which he found at the NCAA Division I level.

Embaugh comes from a family of three brothers and one sister. His parents were missionaries in Indonesia for 24 years.

In addition to his collegiate coaching experience, Embaugh was invited to be a coach for the 1997 USA Volleyball 16-and-under boys developmental camp. Afterwards, he was selected to be the Head of Delegation for the USA Boy's Junior National team which competed in a four-nation tournament in Sicily. During the summer of 1998, he was selected as an assistant coach for the USA Boy's Youth National team which competed in the Dominican Republic, where he also served as the Head of Delegation. During the 1999 summer months, Embaugh was a staff member of the USA Boys Youth National Team.

Fifth Season, Springfield College, 1993



Sean Byron is in his fifth season as an assistant coach for the men's volleyball team.

He came to the Buckeyes after eight seasons with the Rutgers-Newark men's team. He held the unique position of the only NCAA head coach to guide a Division I men's program and a Division III women's program simultaneously.

The Raiders advanced to the semifinal round of the EIVA Championship tournament in seven of the last eight-seasons at Rutgers-Newark. The Buffalo native was named the 2002 EIVA Coach of the Year after leading his men's squad to within a game of the Final Four. That squad finished with a record of 19-10 and was ranked 14th in the final NCAA Division I/III AVCA poll.

Hired in December 1999 by Rutgers-Newark, Byron joined the Scarlet Raider staff from East Stroudsburg University in Pennsylvania, where he served in a similar role during 1998.

In 2003, the women's team posted an NJAC championship with a win over Richard Stockton, and Byron added NJAC Women's Volleyball Coach of the Year to his growing resume. That squad secured the program's first NCAA championship tournament berth. He has earned conference "coach of the year" notice as both a men's and women's coach at Rutgers-Newark.

Prior to his service at East Stroudsburg, Byron served as an assistant coach at Springfield College in 1995 and 1996 before taking over as head coach for the 1997 season. In two years as head coach, he guided Springfield to 31 wins overall and the inaugural 1997 Molten Division III national championship.

In the summer of 2002, he coached the USA Youth Men's National team to a Bronze Medal finish in the World Championship Qualifier in Santo Domingo.

In 1998, and 1999 Byron served as assistant coach for the USA Junior National Team which posted records of 5-2 and 8-1 in international competition. He served as a head coach in 2000 and an assistant coach in 2001 at the USA High Performance Camp Olympic Training Center in Colorado Springs, Colorado. Byron coached with the Under 21 Jr. National team in 2006 that won a silver medal and qualified for the 2007 World Championships. In 2005 he worked with the World University Games staff which traveled to Izmir Turkey. He serves as a C.A.P. (Coaching Accreditation Program) teaching Cadre. Byron has served on the AVCA All American committee since 1998 and Chaired this committee in 2006 & 07.

Byron has served as a clinician for the NCAA Y.E.S. (Youth Education Through Sports) program since 1995, speaking about the program at AVCA National Conventions in 1998 and 1999 as well as at the 2000 Men's National Championship. He is an active member of the AVCA, serving as a voter for the organization's Top 15 Poll since 1997, and was member of the Board of Directors for the International Volleyball Hall of Fame from 1994-98.

Byron holds both Bachelor's (1993) and Master's (1999) degrees in Physical Education from Springfield College. As an undergraduate, Byron started as an outside hitter on the volleyball team and served as co-captain his senior year.



# HONORS

## OHIO STATE ATHLETICS HALL OF FAME

Aja, Angel	2010
Beal, Doug	1985
Berzins, Aldis	2002
Dumpis, Andy	2007
Waldie, Marc	2001

## BIG TEN CONFERENCE MEDAL OF HONOR

Aja, Angel	2000
Kehoe, Steven	2011
Mathews, Daniel	2008
Spitznagle, Adam	1996

## OHIO STATE MALE ATHLETE OF THE YEAR

Kehoe, Steven	2011
---------------	------

## VERIZON ACADEMIC ALL-DISTRICT IV AT-LARGE SELECTION

Lehman, Greg	2001	2nd team
--------------	------	----------

## OLYMPIANS (PLAYERS)

Berzins, Aldis	1984	Los Angeles
Waldie, Marc	1984	Los Angeles
Duwelius, Rich	1984	Los Angeles

## OLYMPIANS (HEAD COACHES)

@Beal, Doug	1984	Los Angeles
	2000	Sydney
	2004	Athens
\$Liskeyvch, Terry	1996	Atlanta
@ Men, \$ Women		

## OLYMPIANS (ASSISTANT COACHES)

\$Berzins, Aldis	1996	Atlanta
\$ Women		

## WORLD UNIVERSITY GAMES

McMillan, Colin	2001
Olree, Pieter	2001

## NCAA ALL-TOURNAMENT TEAMS

Aja, Angel	2000
Berzins, Aldis	1977, 78
Buckingham, Mike	1977
Dumpis, Andy	1980
Fernandez, Edwin	1983
Fash, Chris	2000
Greaves, Mark	2005
Kehoe, Steven	2011
Klanac, John	2011
McMillan, Colin	2000
Sangrey, Shawn	2011
Waldie, Marc	1975, 76, 77

## NCAA CHAMPIONSHIP MOST OUTSTANDING PLAYER

Kehoe, Steven	2011
---------------	------

## USVBA ALL-AMERICANS

Beal, Doug	2nd team	1969
------------	----------	------

## AMERICAN VOLLEYBALL COACHES ASSOCIATION ALL-AMERICANS

Aja, Angel	1998	1st team
	2000	2nd team
Esteves, Rene	1998	2nd team
	1999	2nd team
	2000	1st team
Greaves, Mark	2005	2nd team
Kehoe, Steven	2010	2nd team
	2011	1st team
Mathews, Daniel	2007	1st team
	2008	1st team
Olree, Peter	2002	2nd team
Sangrey, Shawn	2010	2nd team

## VOLLEYBALL MAGAZINE ALL-AMERICANS

Aja, Angel	1998	2nd team
	2000	1st team
Berzins, Aldis	1977	1st team
	1978	1st team
Collier, Shelton	1977	2nd team
Dumpis, Andy	1978	2nd team
	1980	2nd team
Esteves, Rene'	1998	Hon. Mention
	2000	1st team
Fash, Chris	2001	3rd team
Greaves, Mark	2005	1st team
Kehoe, Steven	2010	2nd team
Koterba, Jeff	1998	3rd team
McMillan, Colin	2000	3rd team
Mathews, Daniel	2006	2nd team
	2007	1st team
	2008	1st team
Olree, Pieter	2001	Hon. Mention
	2002	1st team
Sangrey, Shawn	2010	2nd team
Spitznagle, Adam	1996	3rd team
Waldie, Marc	1977	1st team

## VOLLEYBALL MAGAZINE ALL-AMERICANS SPECIAL MENTION

Versen, Brett	2008
---------------	------

## VOLLEYBALL MONTHLY ALL-AMERICANS

Edinger, Mark	1986	3rd team
	1987	3rd team
Fernandez, Edwin	1983	2nd team
	1984	2nd team
Hoff, Tom	1993	3rd team
Hurst, Jeff	1988	3rd team

## VOLLEYBALL MAGAZINE FRESHMEN ALL-AMERICA TEAM

Yunker, Jon	1993
Bengoa, Jose	1994
Aja, Angel	1997

## MIDWESTERN INTERCOLLEGIATE VOLLEYBALL ASSOCIATION

### ALL-LEAGUE SELECTIONS

Aja, Angel	1997	2nd team
	1998	1st team
	1999	1st team
	2000	1st team
Albertson, John	2006	1st team
	2007	1st team
	2009	2nd team
Beal, Doug	1969	1st team
Benecke, Dave	1983	1st team
Bengoa, Jose'	1994	1st team
	1995	1st team
	1996	1st team
Berzins, Aldis	1976	1st team
	1977	1st team
	1978	1st team
Berzins, Mik	2009	2nd team
Brown, Don	1966	2nd team
	1967	1st team
	1968	1st team
Brun, Tom	1963	1st team
	1964	1st team
Buckingham, Mike	1976	1st team
	1977	1st team
	1978	1st team
Burton, Rob	1991	1st team
Circenis, Pete	1980	1st team
Cole, Andy	2003	2nd team
	2004	2nd team
	2005	2nd team
Collier, Shelton	1975	1st team
	1976	1st team
	1977	1st team
Collins, Dave	1972	2nd team
Collins, Ralph	1970	1st team
	1971	2nd team
Cooper, Scott	1980	1st team
	1981	1st team
Dreven, Layne	2005	1st team
	2007	1st team
Dunbar, Al	1974	1st team
Dumpis, Andy	1978	1st team
	1979	1st team
	1980	1st team
Dumpis, Pete	1976	1st team
Duwelius, Rich	1976	1st team
Edinger, Mark	1985	1st team
	1986	1st team
	1987	1st team
Esteves, Rene'	1998	1st team
	1999	1st team
	2000	1st team
Fernandez, Edwin	1983	1st team
	1984	1st team
Fash, Chris	2000	2nd team
	2001	1st team
Forster, Craig	1979	1st team
	1980	1st team
	1981	1st team
Frette, Dave	1990	1st team
	1991	1st team



# HONORS

Gaines, Tony.....1975 .....1st team  
 Geibel, Craig.....1993 .....1st team  
 Greaves, Mark.....2005 .....1st team  
 Grinvalds, Karl.....1981 .....1st team  
 .....1982 .....1st team  
 Hecht, Jim.....1973 .....2nd team  
 Heine, Kevin .....2010 .....2nd team  
 .....2011 .....1st team  
 Hill, Todd.....2001 .....3rd team  
 Hoff, Tom .....1993 .....1st team  
 Hurst, Jeff .....1987 .....1st team  
 .....1988 .....1st team  
 .....1989 .....1st team  
 Jandasek, Dave.....1981 .....1st team  
 .....1982 .....1st team  
 .....1983 .....1st team  
 .....1984 .....1st team  
 Kehoe, Steven .....2009 .....1st team  
 .....2010 .....1st team  
 .....2011 .....1st team  
 Kerewich, Phil.....1999 .....2nd team  
 Ketter, Jim.....1985 .....1st team  
 .....1986 .....1st team  
 Kildiss, Eric.....1978 .....1st team  
 Klanac, John.....2009 .....2nd team  
 .....2010 .....1st team  
 .....2011 .....1st team  
 Klein, Robbie .....2007 .....2nd team  
 .....2008 .....1st team  
 .....2009 .....1st team  
 Koterba, Jeff .....1998 .....1st team  
 .....1966 .....1st team  
 Lassi, Ain .....1966 .....2nd team  
 Lehman, Greg.....2001 .....3rd team  
 Lehman, Ron .....1967 .....2nd team  
 .....1968 .....2nd team  
 Leatherman, Dick .....1972 .....1st team  
 Leuders, Richard .....1969 .....1st team  
 .....1970 .....1st team  
 Loftus, John .....1986 .....1st team  
 .....1987 .....1st team  
 .....1988 .....1st team  
 .....1989 .....1st team  
 Martin, Conor.....2007 .....2nd team  
 .....2008 .....2nd team  
 Marxuach, Eduardo ...1995 .....2nd team  
 .....1996 .....2nd team  
 Mathews, Daniel .....2005 .....2nd team  
 .....2006 .....1st team  
 .....2007 .....1st team  
 .....2008 .....1st team  
 McDougale, Dennis .....1973 .....1st team  
 McMillan, Colin .....1997 .....2nd team  
 .....1998 .....2nd team  
 .....1999 .....2nd team  
 .....2000 .....1st team  
 Meske, Dan .....2007 .....2nd team  
 Mihacevich, Dan .....1996 .....1st team  
 .....1997 .....2nd team  
 Murphy, Matt.....1982 .....1st team  
 Noonan, Mike .....1967 .....3rd team  
 .....1968 .....1st team

.....1969 .....1st team  
 Norcia, Peter.....1984 .....1st team  
 Nowicki, Bruce.....1963 .....2nd team  
 .....1964 .....1st team  
 .....1965 .....2nd team  
 .....1973 .....1st team  
 Orlee, Pieter .....2001 .....2nd team  
 .....2002 .....1st team  
 Peckham, Mark.....2002 .....3rd team  
 .....2003 .....2nd team  
 .....2004 .....1st team  
 Pedersen, Adam .....2004 .....1st team  
 Potter, Steve .....1994 .....1st team  
 .....1995 .....1st team  
 Rivera, Jose .....2000 .....H-Mention  
 Sangrey, Shawn .....2010 .....1st team  
 .....2011 .....1st team  
 Schoenfeldt, Ted .....2009 .....1st team  
 Sherman, Brian.....1978 .....1st team  
 .....1979 .....1st team  
 Sherman, Craig .....1981 .....1st team  
 .....1982 .....1st team  
 Sorenson, Terry .....1967 .....2nd team  
 Spitznagle, Adam.....1993 .....2nd team  
 .....1995 .....2nd team  
 .....1996 .....1st team  
 Spurlock, Ben .....2008 .....2nd team  
 Spurlock, Scott .....2004 .....2nd team  
 Tidemanis, Al .....1972 .....2nd team  
 Trantow, Tom .....2002 .....2nd team  
 .....2003 .....1st team  
 Van Arsdale, Chris .....1988 .....1st team  
 Versen, Brett.....2008 .....1st team  
 Waldie, Mark.....1974 .....2nd team  
 .....1975 .....1st team  
 .....1976 .....1st team  
 .....1977 .....1st team  
 Waltz, Richard .....1969 .....2nd team  
 Winer, Eliot .....1992 .....1st team  
 Wintrich, Pete .....1965 .....2nd team  
 Yunker, Jon.....1993 .....2nd team  
 .....1994 .....2nd team

**MIDWESTERN INTERCOLLEGIATE VOLLEYBALL ASSOCIATION MOST VALUABLE PLAYER**

Aja, Angel .....2000  
 Beal, Doug.....1969  
 Berzins, Aldis .....1977, 78  
 Dumpis (co), Andy .....1980  
 Edinger, Mark .....1986  
 Fash, Chris .....2001  
 Fernandez, Edwin.....1984  
 Gaines, Tony.....1975  
 Grinvalds, Karl.....1982  
 Hurst, Jeff .....1988  
 Kehoe, Steven .....2010, 11  
 Mathews, Daniel .....2007, 08  
 Nowicki, Bruce.....1966  
 Olree, Pieter .....2002  
 Sherman, Craig .....1981  
 Waldie, Mark.....1976

**MIDWESTERN INTERCOLLEGIATE VOLLEYBALL ASSOCIATION FRESHMAN OF THE YEAR**

Mathews, Daniel.....2005  
 Albertson, John.....2006

**MIDWESTERN INTERCOLLEGIATE VOLLEYBALL ASSOCIATION ALL-TOURNAMENT**

Aja, Angel .....2000  
 Burton, Rob .....1991  
 Cole, Andy .....2004, 05  
 Crosby, Chris .....1988  
 Dreven, Layne .....2005  
 Esteves, Rene' .....2000  
 Fash, Chris .....1999, 01  
 Geibel, Craig.....1993  
 Heine, Kevin .....2009  
 Hofelich, Kurt.....1988  
 Hoff, Tom .....1993  
 Kehoe, Steven .....2010, 11  
 Klanac, John.....2009, 10, 11  
 Klein, Robbie .....2006, 08  
 Lehman, Greg.....2001  
 Mathews, Daniel.....2005, 06, 08  
 McMillan, Colin .....2000  
 Mihacevich, Dan .....1995, 97  
 Olree, Pieter .....2000, 01, 02  
 Potter, Steve .....1994, 95  
 Rivera, Jose.....2000  
 Sangrey, Shawn .....2010, 11  
 Schoenfeldt, Ted.....2009, 10  
 Spitznagle, Adam.....1993  
 Terpstra, Mike .....1992  
 Tobkin, Jason.....2011  
 Versen, Brett.....2008  
 Wrobel, Gary .....1996

**MIDWESTERN INTERCOLLEGIATE VOLLEYBALL ASSOCIATION TOURNAMENT MOST VALUABLE PLAYER**

Aja, Angel .....2000  
 Heine, Kevin .....2009  
 Hoff, Tom .....1993  
 Kehoe, Steven .....2011  
 Mathews, Daniel.....2005, 08  
 Olree, Pieter .....2001  
 Schoenfeldt, Ted.....2010

**AMERICAN VOLLEYBALL COACHES ASSOCIATION COACH OF THE YEAR**

Hanson, Pete.....2000, 11

**VOLLEYBALL MAGAZINE COACH OF THE YEAR**

Hanson, Pete.....1998, 11





# HONORS

## MIDWESTERN INTERCOLLEGIATE VOLLEYBALL ASSOCIATION COACH OF THE YEAR

Dunlap, Ken.....	1965, 69
Beal, Doug.....	1973
Liskevych, Taras.....	1975, 76
Furuichi, Suguru.....	1977, 78
Yoder (co), Bob.....	1981
Smoot, Jim.....	1982, 84
Hanson, Pete.....	(11) 1988, 93, 96, 98, 2000, 04, 07, 08, 09, 10(co), 11

## SCHOLAR ATHLETE AWARD WINNERS

(From 1980 except 1995, 85, 86, 87, 88)

Aja, Angel.....	1997, 98, 99, 00
Albertson, John.....	2005, 06, 07, 08, 09
Altamura, Ginovanni.....	2003
Benecke, David.....	1981, 82, 83
Bengoa, Jose.....	1996, 97
Brandel, Dan.....	2008
Briedis, Robert.....	1980
Brooks, Todd.....	1989, 90, 91, 92
Cash, Rhett.....	2010, 11
Chalas, Mario.....	1994
Cole, Andy.....	2003, 04, 05, 06
Dillon, Aaron.....	2000, 01, 02, 03
Dreven, Layne.....	2000, 03, 04, 05, 06, 07
Eastman, Jay.....	1991, 92, 93, 94
El Shafei, Samer.....	2008
Esteves, Rene.....	1997, 98, 99
Fash, Chris.....	1998, 00, 01
Freier, Dale.....	2009, 10, 11
Garcia, Ricardo.....	2001, 02, 03, 04
Gibson, Nick.....	2010, 11
Greaves, Mark.....	2003, 04, 05, 06
Grinvalds, Karlin.....	1980, 81, 82
Hankey, Matt.....	2004, 05, 06, 07
Hardin, Donald.....	1983
Heine, Kevin.....	2007, 08, 09, 10, 11
Hoff, Tom.....	1992, 93
Hofelich, Kurt.....	1989
Houghton, Gary.....	1982
Hurst, Jeff.....	1989
Jandasek, David.....	1981, 82, 83, 84
Johnwick, Bryan.....	1996
Kaneps, Eric.....	1989
Katz, Stuart.....	2002, 03, 04, 05, 06
Kehoe, Steven.....	2007, 08, 09, 10, 11
Kerewich, Phil.....	1996
Koterba, Jeff.....	1996, 97, 98
Kues, Brian.....	2007, 08, 09, 10
Kues, Derek.....	2010, 11
Lehman, Greg.....	1997, 98, 99, 00, 01
Lewis, Brandon.....	1993
Lindner, Philip.....	1984
Martin, Conor.....	2005, 06, 07, 08, 11
Martin, Sean.....	2010
Mathews, Daniel.....	2005, 06, 07, 08
McLain, Ross.....	1996, 97
McCormick, Blake.....	2008
McMillian, Colin.....	1996, 97, 98, 99

Meske, Daniel.....	2004, 05, 06, 07
Mihacevich, Dan.....	1994, 96, 97
Murphy, Matthew.....	1981, 82
Overman, Grayson.....	2010, 11
Peckham, Mark.....	2001, 02, 03, 04
Pederson, Adam.....	2001
Petrie, Trent.....	1984
Pincura, Scott.....	1991
Potter, Steve.....	1992, 93, 94
Randolph, Gregory.....	2002, 03
Rivera, Jose.....	1996
Sangrey, Shawn.....	2011
Schoenfeldt, Ted.....	2007, 08, 09, 10
Sears, David.....	1980-81
Sommer, Mathew.....	1980
Spitznagle, Adam.....	1993, 94, 96
Spurlock, Scott.....	2002
Stefani, Mike.....	2010, 11
Stevens, Sam.....	2003, 04
Stevens, Tyler.....	2006, 07
Strapko, Matthew.....	2000, 01, 03
Terpstra, Mike.....	1990, 91
Tholen, John.....	2009, 10, 11
Tobkin, Jason.....	2007, 08, 09, 10, 11
Trantow, Tom.....	1999, 01, 02, 03
Versen, Brett.....	2004, 05, 06, 07, 08
Versen, Ryan.....	2007, 08, 09
Wauligman, Michael.....	2005
Winer, Eliot.....	1989, 90, 91, 92

## ACADEMIC ALL-BIG TEN

Aja, Angel.....	1998, 99, 2000
Albertson, John.....	2006, 07, 08, 09
Bengoa, Jose.....	1995, 96, 97
Brooks, Todd.....	1990, 91, 92
Cash, Rhett.....	2011
Cole, Andy.....	2004, 05
Dillon, Aaron.....	2001, 02, 03
Dreven, Layne.....	2004, 05, 06, 07
Eastman, Jay.....	1993, 94
Esteves, Rene.....	1998, 99
Fash, Chris.....	1998, 2000, 01
Freier, Dale.....	2009, 10, 11
Garcia, Ricardo.....	2002, 03, 04
Gibson, Nick.....	2011
Greaves, Mark.....	2004, 05
Hankey, Matt.....	2005, 06, 07
Heine, Kevin.....	2008, 09, 10, 11
Hofelich, Kurt.....	1988, 89
Hoff, Tom.....	1993
Hurst, Jeff.....	1988, 89
Katz, Stuart.....	2003, 04, 05, 06
Kehoe, Steven.....	2008, 09, 10, 11
Kerewich, Phil.....	1997
Koterba, Jeff.....	1996, 97, 98
Kues, Brian.....	2008, 09, 10, 11
Lehman, Greg.....	1998, 99, 2000, 01
Martin, Conor.....	2006, 07, 08
Martin, Sean.....	2010, 11
Mathews, Daniel.....	2006, 07, 08
McLain, Ross.....	1997
McMillan, Colin.....	1997, 98, 99

Meske, Daniel.....	2005, 06, 07
Mihacevich, Dan.....	1995, 96, 97
Overman, Grayson.....	2011
Peckham, Mark.....	2002, 03, 04
Petrie, Trent.....	1985
Potter, Steve.....	1993, 94, 95
Randolph, Greg.....	2003
Sangrey, Shawn.....	2011
Schoenfeldt, Ted.....	2008, 09, 10
Spitznagle, Adam.....	1994, 95, 96
Stefani, Mike.....	2011
Stevens, Sam.....	2004
Strapko, Matt.....	2001, 03
Tholen, John.....	2010, 11
Trantow, Tom.....	2001, 02, 03
Tobkin, Jason.....	2008, 09, 10, 11
Versen, Brett.....	2005, 06, 07, 08
Versen, Ryan.....	2008, 09
Wauligman, Mike.....	2005
Winer, Eliot.....	1991, 92

## ACADEMIC ALL-MIVA

(Since 2006)

Albertson, John.....	2006, 07, 08, 09
Brandel, Dan.....	2008
Cash, Rhett.....	2010, 11
Cole, Andy.....	2006
Dreven, Layne.....	2006, 07
ElShafei, Samer.....	2008
Freier, Dale.....	2009, 10, 11
Gibson, Nick.....	2010, 11
Greaves, Mark.....	2006
Hankey, Matthew.....	2006, 07
Heine, Kevin.....	2007, 08, 09, 10, 11
Heinen, Peter.....	2010, 11
Katz, Stuart.....	2006
Kehoe, Steve.....	2007, 08, 09, 10, 11
Kues, Brian.....	2007, 08, 09, 10
Kues, Derek.....	2010, 11
Lutz, Andrew.....	2010, 11
Martin, Conor.....	2006, 07, 08
Martin, Sean.....	2010, 11
Mathews, Daniel.....	2006, 07, 08
McCormick, Blake.....	2008
Meske, Daniel.....	2006, 07
Overman, Grayson.....	2010, 11
Palm, Coleman.....	2011
Piechowski, Michael.....	2011
Sangrey, Shawn.....	2011
Schoenfeldt, Ted.....	2007, 08, 09, 10
Stefani, Mike.....	2010, 11
Stevens, Stevens.....	2006
Stevens, Tyler.....	2007
Tholen, John.....	2009, 10, 11
Tobkin, Jason.....	2007, 08, 09, 10, 11
Velez, Alex.....	2011
Versen, Brett.....	2006, 07, 08
Versen, Ryan.....	2007, 08, 09
Wimmers, Mark.....	2008



# TEAM RECORDS

## TEAM RECORDS

### Kills

1	138	at Lewis	2-1-98
2	136	Southern California	1-24-97
3	131	vs. Loyola-Chicago at Ball State	4-17-98
4	124	at Brigham Young	3-24-00
5	120	IPFW	1-22-00
	120	vs. Penn State at Rutgers-Newark	2-13-99
7	119	Lewis	4-10-99
8	117	Ball State	4-17-92
9	115	Brigham Young	1-16-99
	115	Ball State	3-29-89

### Total Attempts

1	259	at Lewis	2-1-98
2	258	vs. Loyola-Chicago at Ball State	4-17-98
3	254	Southern California	1-24-97
4	238	vs. IPFW at Ball State	4-24-93
5	236	at Pacific	3-19-94
6	234	at Brigham Young	3-23-91
7	232	at Ball State	1-16-89
8	231	at Ball State	4-19-91
9	228	Ball State	4-17-92
10	226	at Penn State	1-24-92

### Attack Percentage.....K-E-TA

1	.671	at Mercyhurst	57-6-76	1-15-97
2	.619	MSOE	44-5-63	1-5-07
3	.594	vs. American (Puerto Rico) at IPFW		
			44-6-64	1-14-00
4	.585	at Rutgers-Newark	62-7-94	2-19-00
5	.575	Mercyhurst	56-10-80	1-28-00
6	.573	IPFW	51-8-75	4-12-02
7	.571	at Thomas More	44-8-63	1-30-97
8	.569	Clarke	45-8-65	1-10-07
9	.562	Wisconsin-Milwaukee	50-9-73	4-15-95
10	.550	Clarke	52-8-80	3-27-02

### Assists

1	135	at Lewis	2-1-98
2	131	Southern California	1-24-97
3	126	vs. Loyola-Chicago at Ball State	4-17-98
4	116	at Brigham Young	3-24-00
5	111	IPFW	1-22-00
6	110	Lewis	4-10-99
	110	vs. Penn State at Rutgers-Newark	2-13-99
	110	Ball State	3-29-89
9	108	Lewis	4-4-98
10	107	Loyola-Chicago	2-6-99

### Aces

1	17	Thomas More	3-28-95
2	15	MSOE	1-5-07
	15	Clarke	3-2-05
	15	at Pacific	3-17-01
5	<b>13</b>	<b>Princeton</b>	<b>4-8-11</b>
	13	Clarke	1-10-07
	13	vs. Santa Cruz at Pacific	3-19-94
	13	Graceland	3-27-89
	13	IPFW	4-21-89
10	12	at Penn State	2-1-07

### Digs

1	105	Rutgers-Newark	1-28-90
2	92	at Brigham Young	3-23-91
3	90	Ball State	3-29-89
4	85	at Penn State	1-24-92
5	81	Loyola Chicago	4-12-97
	81	at Pacific	3-19-94
	81	Brigham Young	1-30-91
	81	Ball State	1-17-90
9	80	vs. Penn State at Eden, N.Y.	2-23-91
10	78	at George Mason	2-24-90
	78	at UC Santa Cruz	3-21-93

### Solo Blocks

1	17	at IPFW	3-3-89
2	15	at IPFW	3-9-90
3	14	at Penn State	1-24-92
4	12	at Mercyhurst	2-18-99
	12	at IPFW	1-27-90
6	11	at Quincy	2-11-96
	11	at Santa Cruz	3-24-91
	11	at IPFW	1-21-89
	11	vs. Southern California at IPFW	1-31-92
10	10	at Navy	2-19-93
	10	Loyola-Chicago	2-23-96
	10	Brigham Young	1-15-99
	10	Southern California	1-24-97
	10	Lewis	3-6-94

### Assist Blocks

1	50	Wisconsin-Milwaukee	1-15-93
2	47	Lewis	4-10-99
3	42	at IPFW	4-13-91
4	41	Rutgers-Newark	1-17-02
	41	at IPFW	1-29-99
6	40	at Lewis	2-1-04
7	38	Clarke	3-2-01
8	37	vs. IPFW at Ball State	4-24-93
	37	UC Santa Cruz	3-29-93
10	36	at Rutgers-Newark	2-12-99
	36	Lewis	4-4-09

### Total Blocks

1	30.5	Lewis	4-10-99
2	28.0	Wisconsin-Milwaukee	1-15-93
3	26.5	vs. IPFW at Ball State	4-24-93
3	26.0	Penn State	3-31-94
	26.0	at UC Santa Cruz	3-21-93
5	24.5	at IPFW	1-29-99
7	24.0	East Stroudsburg	3-25-96
8	23.5	Penn State	4-10-96
	23.5	at Lewis	2-27-99
10	23.0	at IPFW	4-13-91
	23.0	Brigham Young	1-15-99



# INDIVIDUAL RECORDS

## MATCH RECORDS

### Kills

1	43	Dan Mihacevich, Southern California	1-24-97
2	41	Jeff Hurst, Ball State	3-29-89
3	39	Chris Fash, at Brigham Young	3-24-00
4	38	Chris Fash, vs. Ball State at Lewis	4-23-99
	38	John Loftus, vs. IPFW at Penn State	1-29-89
6	37	Dan Mihacevich, Ball State	4-7-95
7	35	John Loftus, at Ball State	1-16-89
8	34	Phil Kerewich, at Wisconsin-Milwaukee	2-3-96
	34	Rob Burton, Ball State	4-19-91
	34	John Loftus, Ball State	3-29-89

### Attack Attempts

1	81	Dan Mihacevich, Southern California	1-24-97
2	79	John Loftus, vs. IPFW at Penn State	1-29-89
3	75	John Loftus, at Ball State	1-16-89
4	71	Jose' Bengoa, at Pacific	3-19-94
5	70	Jeff Koterba, vs. Loyola-Chicago at Ball State	4-17-98
	70	Jeff Hurst, Ball State	3-29-89
	70	Jeff Hurst, at Ball State	1-16-89
8	68	Dan Mihacevich, Lewis	2-8-97
9	67	Steve Potter, Penn State	3-31-94
10	66	Dan Mihacevich, at Pacific	3-19-96

### Attack Percentage (Min. 10 Attempts)..... K-E-TA

1	<b>1.000</b>	<b>Mik Berzins, Quincy</b> ..... <b>13-0-13)</b> ..... <b>2-10-11</b>
	1.000	Layne Dreven, at Findlay.....10-0-10.....3-25-05
	1.000	Colin McMillan, Tri-State.....10-0-10.....1-10-98
	1.000	Gary Wrobel, Thomas More....10-0-10.....1-13-96
4	.929	Gary Wrobel, Quincy.....13-0-14.....2-23-97
5	.917	Pieter Olree, Clarke.....11-0-12.....3-27-02
	.917	Colin McMillan, at Wisconsin-Milwaukee.....11-0-12.....2-14-97
7	.900	Rene' Esteves, Ball State.....9-0-10.....4-8-00
	.900	Rene' Esteves, at Clarke.....9-0-10.....2-4-00
	.900	Jose Rivera, Marycrest.....9-0-10.....1-11-97
	.900	Ben Spurlock Carthage.....9-0-10.....3-5-06
	.900	Ben Spurlock, at Rutgers-Newark.....9-0-10.....3-21-09

### Assists

1	124	Angel Aja, at Lewis	2-1-98
	124	Angel Aja, Southern California	1-24-97
3	123	Angel Aja, vs. Loyola-Chicago at Ball State	4-17-98
4	107	Angel Aja, at Brigham Young	3-24-00
5	104	Angel Aja, Lewis	4-4-98
6	103	Angel Aja, Indiana-Purdue	1-22-00
	103	Angel Aja, Lewis	4-10-99
	103	Kurt Hofelich, Ball State	3-29-89
9	101	Angel Aja, vs. Penn State at Rutgers-Newark	2-13-99
	101	Angel Aja, Brigham Young	1-16-99

### Aces

1	8	Jason Tobkin, Princeton	4-8-11
	7	Pieter Olree, at Pacific	3-17-01
3	6	Steve Potter, IPFW	4-5-95
4	5	Robbie Klein, Carthage	1-27-07
5		John Albertson, Clarke	1-10-07
5		Pieter Olree, St. Francis	1-12-02
5		Tom Trantow, IPFW	4-12-02
5		Greg Lehman, at Pacific	3-17-01

5		John Loftus, Graceland	3-27-89
5		Jeff Hurst, at Long Beach State	3-18-89
5		Todd Brooks, at Navy	2-23-90
5		Jose Pereira, Rutgers-Newark	3-1-97
5		David Frette, IPFW	4-21-89
5		Dan Mihacevich, IPFW	1-26-96
<b>5</b>		<b>Grayson Overman, at Lewis</b>	<b>2-12-10</b>
5		Greg Lehman, vs. UCLA at Long Beach State	5-3-01

### Digs

1	32	Craig Geibel, at UC Santa Cruz	3-21-93
2	27	Jeff Hurst, Ball State	3-29-89
3	<b>26</b>	<b>Mik Berzins, at IPFW</b>	<b>3-6-10</b>
4	23	Jose' Bengoa, at Pacific	3-19-94
	23	Mike Terpstra, Brigham Young	1-30-91
6	22	David Frette, Ball State	1-17-90
	22	Jose Pereira, Loyola-Chicago	4-12-97
8	21	Jose' Bengoa, at Loyola-Chicago	4-4-96
	21	Jeff Hurst, at IPFW	1-21-89
	21	Mike Terpstra, at Brigham Young	3-22-91

### Solo Blocks

1	7	Brandt Kleinschmidt vs. Southern California at IPFW	1-31-92
2	6	Eliot Winer, at Penn State	1-24-92
3	5	Rene' Esteves, at Mercyhurst	2-18-99
5		Adam Spitznagle, George Mason	3-30-95
5		David Frette, at Ball State	4-10-91
5		David Frette, at IPFW	1-24-91
5		David Frette, at IPFW	1-27-90
5		Chris VanArsdale, at IPFW	3-3-89
9		(20 tied)	

### Assist Blocks

1	<b>14</b>	<b>Grayson Overman, vs. George Mason at Springfield</b>	<b>1-26-10</b>
2	13	Scott Spurlock, at Lewis	2-1-04
	13	Colin McMillan, at IPFW	1-29-99
	13	Colin McMillan, Juniata	3-11-98
	13	Jon Yunker, UC Santa Cruz	3-29-93
	13	Tom Hoff, vs. IPFW at Ball State	4-24-93
7	12	Brett Hamilton, Rutgers-Newark	1-17-02
	12	Colin McMillan, at Rutgers-Newark	2-12-99
	12	Rene' Esteves, at Lewis	2-27-99
	12	Rene' Esteves, Lewis	4-10-99

### Total Blocks..... BS-BA

1	<b>15</b>	<b>Grayson Overman vs. George Mason at Springfield</b>	<b>1-14</b> ..... <b>2-26-10</b>
	15	Rene' Esteves, at Lewis	3-12.....2-27-99
	15	David Frette, at Ball State	5-10.....4-10-91
	15	Tom Hoff, vs. IPFW at Ball State	2-13.....4-24-93
4	14	Rene' Esteves, Lewis	2-12.....4-10-99
	14	Jon Yunker, at UC Santa Cruz	1-13.....3-21-93
7	13	Scott Spurlock, at Lewis	0-13.....2-1-04
	13	Colin McMillan, at IPFW	0-13.....1-29-99
	13	Colin McMillan, Juniata	0-13.....3-11-98
	13	Jon Yunker, UC Santa Cruz	0-13.....3-29-93

### Points..... K-A-BS-BA

1	48.0	Dan Mihacevich, Southern California	43-1-3-2	1-24-97
2	43.0	Chris Fash, at Brigham Young	39-1-1-4	3-24-00



# INDIVIDUAL RECORDS

3	42.5	Jeff Hurst, Ball State.....	41-1-0-1.....	3-29-89
4	40.0	Chris Fash, Ball State.....	38-1-0-2.....	4-23-99
	40.0	Dan Mihacevich, Ball State.....	37-0-1-4.....	4-7-95
	40.0	John Loftus, at Ball State.....	35-3-0-4.....	1-16-89
7	39.5	John Loftus, vs. IPFW at Penn State.....	38-0-0-3.....	1-29-89
8	38.5	Steve Potter, Penn State.....	33-1-2-5.....	3-31-94
9	37.5	Phil Kerewich, at Wisconsin-Milwaukee.....	34-0-0-7.....	2-3-96
	37.5	Rob Burton, Ball State.....	34-1-1-3.....	4-18-91
	37.5	Tom Hoff, at IPFW.....	29-0-2-13.....	4-24-93

7	916	Chris Fash.....	2000
8	915	Robbie Klein.....	2008
9	914	Steve Potter.....	1995
10	<b>913</b>	<b>Shawn Sangrey.....</b>	<b>2010</b>
11	901	Tom Hoff.....	1993
12	886	Jeff Koterba.....	1998
13	847	Pieter Olree.....	2000
	847	Rob Burton.....	1990
15	840	Steve Potter.....	1993
16	819	John Klanac.....	2010
17	809	Andy Cole.....	2004
18	<b>798</b>	<b>Shawn Sangrey.....</b>	<b>2011</b>
18	793	Mark Greaves.....	2005
19	782	Brett Versen.....	2008
20	771	Dan Mihacevich.....	1995

## SEASON RECORDS

### Kills

1	614	Pieter Olree.....	2002
2	568	Steve Potter.....	1994
3	501	Jose' Bengoa.....	1994
4	499	Chris Fash.....	2000
5	490	Tom Hoff.....	1993
6	468	Dan Mihacevich.....	1996
7	465	Jeff Koterba.....	1998
	465	Steve Potter.....	1995
9	446	Pieter Olree.....	2000
10	438	Rene' Esteves.....	1999
	<b>430</b>	<b>Shawn Sangrey.....</b>	<b>2010</b>
12	422	Mark Greaves.....	2005
13	416	John Loftus.....	1989
14	403	Rene' Esteves.....	1998
15	397	Dan Mihacevich.....	1995
	397	Steve Potter.....	1993
17	396	David Frette.....	1991
	396	Craig Geibel.....	1993
19	395	Robbie Klein.....	2008
20	390	Chris Fash.....	2001

### Kills Per Game (Min. 200 Kills)..... Kills-Games

1	5.70	Jeff Hurst.....	365-64.....	1989
2	5.55	John Loftus.....	416-75.....	1989
3	5.69	Pieter Olree.....	614-108.....	2002
4	5.42	Chris Fash.....	499-92.....	2000
5	5.16	Steve Potter.....	568-110.....	1994
6	5.06	Chris Fash.....	329-65.....	1999
7	5.05	Jeff Koterba.....	465-92.....	1998
8	4.98	Dan Mihacevich.....	468-94.....	1996
9	4.95	Steve Potter.....	465-94.....	1995
10	4.90	Pieter Olree.....	446-91.....	2000
11	4.81	Dan Mihacevich.....	346-72.....	1997
12	4.76	Rene' Esteves.....	438-92.....	1999
13	<b>4.73</b>	<b>Shawn Sangrey.....</b>	<b>430-91.....</b>	<b>2010</b>
14	4.43	Chris Fash.....	390-88.....	2001
15	4.39	Jose Bengoa.....	501-114.....	1994
16	4.36	Tom Trantow.....	384-88.....	2003
17	4.35	Mark Greaves.....	321-85.....	2005
18	4.31	Jose Bengoa.....	371-86.....	1996
19	4.30	Tom Hoff.....	490-114.....	1993
20	4.25	Phil Kerewich.....	310-73.....	1998

### Attack Attempts

1	1,118	Steve Potter.....	1994
2	1,110	Pieter Olree.....	2002
3	1,010	Jose' Bengoa.....	1994
4	945	John Loftus.....	1989
5	931	Dan Mihacevich.....	1996
6	917	Craig Geibel.....	1993

### Attack Percentage (Min. 200 Kills)..... Kills-Errors-Attempts

1	.534	Layne Dreven.....	206-31-328.....	2007
2	.526	Rene' Esteves.....	330-55-523.....	2000
3	.518	Colin McMillan.....	349-41-595.....	2000
4	.503	Adam Pedersen.....	209-36-344.....	2002
5	.478	Adam Pedersen.....	216-41-366.....	2003
6	.475	Layne Dreven.....	230-47-385.....	2005
7	.465	Rene' Esteves.....	438-98-731.....	1999
8	.464	Rene' Esteves.....	403-95-664.....	1998
9	.464	Eduardo Marxuach.....	324-70-548.....	1996
10	.463	Kevin Heine.....	242-57-400.....	2011
11	.459	Todd Hill.....	203-51-331.....	2001
12	.458	Colin McMillan.....	323-60-574.....	1998
13	.455	Colin McMillan.....	345-70-604.....	1999
14	.422	Gary Wrobel.....	285-79-488.....	1996
15	.412	John Albertson.....	226-60-403.....	2007
16	.410	Scott Spurlock.....	207-50-383.....	2004
17	.398	Scott Spurlock.....	212-53-399.....	2005
18	.396	Eduardo Marxuach.....	332-98-566.....	1995
19	.395	Pieter Olree.....	614-176-1110.....	2002
20	.384	John Albertson.....	239-80-414.....	2006

### Assists

1	1,920	Angel Aja.....	1999
2	1,813	Adam Spitznagle.....	1994
3	1,770	Angel Aja.....	2000
4	1,695	Angel Aja.....	1998
5	1,651	Adam Spitznagle.....	1996
6	1,588	Adam Spitznagle.....	1993
7	1,476	Adam Spitznagle.....	1995
8	1,454	Daniel Mathews.....	2005
9	1,421	Mark Peckham.....	2002
10	1,412	Angel Aja.....	1997
11	1,408	Daniel Mathews.....	2006
12	1,391	Steven Kehoe.....	2010
13	1,377	Mark Peckham.....	2003
14	1,349	Mark Peckham.....	2004
15	1,318	Steven Kehoe.....	2011
16	1,305	Chuck Voss.....	1991
17	1,263	Daniel Mathews.....	2007
18	1,218	Steven Kehoe.....	2009
19	1,166	Daniel Mathews.....	2008
20	1,163	Kurt Hofelich.....	1989

### Assists Per Game (Min. 1,000 Assists)... Assists-Games

1	19.59	Angel Aja.....	1,920-98.....	1999
---	-------	----------------	---------------	------



# INDIVIDUAL RECORDS

2	19.24	Angel Aja	1,770-92	2000
3	18.42	Angel Aja	1,695-92	1998
4	17.02	Adam Spitznagle	1,651-97	1996
5	16.61	Angel Aja	1,412-85	1997
6	16.22	Adam Spitznagle	1,476-91	1995
7	15.93	Kurt Hofelich	1,163-73	1989
8	15.36	Adam Spitznagle	1,813-118	1994
9	14.66	Chuck Voss	1,305-89	1991
10	14.31	Adam Spitznagle	1,588-111	1993
11	13.63	Mark Peckham	1,377-101	2003
12	13.41	Mark Peckham	1,421-106	2002
13	13.38	Steven Kehoe	1,391-104	2010
14	13.30	Chuck Voss	1,117-84	1992
15	13.10	Daniel Mathews	1,263-95	2007
16	13.10	Daniel Mathews	1,454-111	2005
17	13.10	Mark Peckham	1,349-103	2004
18	12.83	Todd Brooks	1,103-86	1990
19	12.69	Steven Kehoe	1,218-96	2009
20	12.57	Daniel Mathews	1,408-112	2006

## Aces

1	51	Tom Trantow	2002
2	47	Steve Potter	1995
3	45	Steve Potter	1994
4	44	Robbie Klein	2007
5	40	Pieter Olree	2002
6	38	Steven Kehoe	2010
	38	Pieter Olree	2001
8	37	Greg Lehman	2001
9	36	Mark Greaves	2004
10	35	Daniel Mathews	2007
11	34	Dan Mihacevich	1996
12	33	Steven Kehoe	2011
	<b>33</b>	<b>Shawn Sangrey</b>	<b>2011</b>
	<b>33</b>	<b>Shawn Sangrey</b>	<b>2010</b>
	33	Robbie Klein	2008
16	32	Daniel Mathews	2005
17	31	Craig Geibel	1993
18	29	Sam Stevens	2007
	29	Pieter Olree	2000
20	28	Layne Dreven	2007
	28	Adam Spitznagle	1994

## Aces Per Game (Min. 20 Aces).....Aces-Games

1	.50	Steve Potter	47-94	1995
2	.48	Tom Trantow	51-106	2002
3	.46	Robbie Klein	44-95	2007
4	.41	Steve Potter	45-110	1994
5	.39	Greg Lehman	37-94	2001
6	.39	Pieter Olree	38-98	2001
7	.37	Pieter Olree	40-108	2002
8	.37	Daniel Mathews	35-95	2007
	.37	Steven Kehoe	38-104	2010
10	<b>.36</b>	<b>Shawn Sangrey</b>	<b>33-91</b>	<b>2010</b>
	.36	Dan Mihacevich	34-94	1996
12	.35	Mark Greaves	36-102	2004
13	.34	Shawn Sangrey	33-97	2011
14	.32	Robbie Klein	33-102	2008
15	.32	San Stevens	29-90	2007
16	.32	Pieter Olree	29-91	2000
17	.31	Jose Pereira	26-83	1997
18	.30	Jose Rivera	20-66	1999

19	.30	Todd Brooks	26-86	1990
20	.30	Dan Meske	21-71	2007

## Digs

1	339	Craig Geibel	1993
2	262	Jose' Bengoa	1994
3	242	Craig Geibel	1992
4	241	Mike Terpstra	1991
5	<b>232</b>	<b>Mik Berzins</b>	<b>2010</b>
6	<b>225</b>	<b>Mik Berzins</b>	<b>2009</b>
7	224	Conor Martin	2008
8	211	Stuart Katz	2006
9	<b>201</b>	<b>Mik Berzins</b>	<b>2011</b>
9	207	Jose' Bengoa	1996
10	205	Jose Rivera	2000
	205	David Frette	1991
12	204	Steve Potter	1994
13	203	Conor Martin	2005
14	199	Mike Wauligman	2005
	199	Adam Spitznagle	1994
16	198	Dan Meske	2004
	198	Steven Kehoe	2009
18	197	Tom Trantow	2002
19	196	Pieter Olree	2000
20	195	Rob Burton	1990

## Digs Per Game (Min. 150 Digs).....Digs-Games

1	2.83	Craig Geibel	339-120	1993
2	2.69	Jeff Hurst	172-64	1989
3	2.68	Mike Terpstra	241-90	1991
4	<b>2.65</b>	<b>Mik Berzins</b>	<b>225-85</b>	<b>2009</b>
5	<b>2.52</b>	<b>Mik Berzins</b>	<b>232-92</b>	<b>2010</b>
6	2.41	Phil Kerewich	176-73	1998
7	2.41	Jose' Bengoa	207-86	1996
8	2.37	Craig Geibel	242-102	1992
9	2.36	Phil Kerewich	182-77	1999
10	2.32	Jose Rivera	153-66	1999
11	2.31	Conor Martin	224-97	2008
12	2.30	Jose' Bengoa	262-114	1994
13	2.25	Jose Rivera	205-91	2000
14	2.24	John Cummings	179-80	1991
15	2.22	Dan Mihacevich	160-72	1997
16	2.15	Pieter Olree	196-91	2000
17	2.14	David Frette	205-96	1991
18	2.11	John Loftus	152-72	1989
19	2.11	Stuart Katz	211-100	2006
20	2.10	Jose Rivera	166-79	1998

## Solo Blocks

1	41	David Frette	1991
2	36	David Frette	1990
3	33	Jon Yunker	1993
	33	Rene' Esteves	1999
5	32	Tom Hoff	1993
6	31	Gary Wrobel	1996
7	28	Jon Yunker	1994
8	25	Eliot Winer	1992
	25	David Frette	1989
10	24	Rene' Esteves	1998
	24	Colin McMillan	1998
12	23	Brandt Kleinschmidt	1992
	23	Jose Bengoa	1994



# INDIVIDUAL RECORDS

14	22	Craig Geibel	1993
	22	Rene' Esteves	2000
16	21	Eduardo Marxuach	1996
17	20	Adam Spitznagle	1995
	20	Colin McMillan	1997
	20	Jim Yaconis	1989
	20	Phil Kerewich	1996

10	1.47	Jon Yunker	28-120-148-101	1994
11	1.43	Gary Wrobel	31-113-143-100	1996
12	1.42	Rene' Esteves	22-107-129-91	2000
13	1.40	John Albertson	9-128-137-98	2006
14	1.40	Colin McMillan	24-112-136-97	1998
15	1.39	Scott Spurlock	7-131-138-99	2004
16	1.38	Adam Pedersen	12-123-135-98	2001
17	1.37	Layne Dreven	6-139-145-106	2005
18	1.34	John Albertson	9-117-126-94	2007
19	1.34	David Frette	36-86-122-91	1990
20	1.30	Eliot Winer	25-101-126-97	1992

**Assist Blocks**

1	166	Jon Yunker	1993
2	152	Tom Hoff	1993
3	151	Colin McMillan	2000
4	139	Layne Dreven	2005
	139	Todd Hill	2001
6	132	Colin McMillan	1999
7	131	Scott Spurlock	2004
8	128	John Albertson	2006
9	126	David Frette	1991
10	123	Scott Spurlock	2005
	123	Adam Pedersen	2001
12	120	Jon Yunker	1994
	120	Rene' Esteves	1999
14	117	John Albertson	2007
	117	Rene' Esteves	1998
16	112	Gary Wrobel	1996
	112	Brett Hamilton	2002
	112	Colin McMillan	1998
19	111	Gary Wrobel	1995
20	107	Rene' Esteves	2000

**Points** ..... **Kills-Aces-Solos-Assists**

1	696.0	Pieter Olree	614-20-2-80	2002
2	666.5	Steve Potter	568-45-18-71	1994
3	617.0	Tom Hoff	490-19-32-152	1993
4	578.5	Jose Bengoa	501-22-23-65	1994
5	575.0	Chris Fash	499-24-8-88	2000
6	557.5	Steve Potter	465-47-12-67	1995
7	535.0	Rene' Esteves	438-4-33-120	1999
8	532.5	Jeff Koterba	465-27-7-67	1998
9	529.0	Dan Mihacevich	468-34-8-38	1996
10	519.0	Pieter Olree	446-29-9-70	2000
11	513.0	David Frette	396-13-41-126	1991
12	<b>503.5</b>	<b>Shawn Sangrey</b>	<b>430-33-9-63</b>	<b>2010</b>
13	499.5	Rene' Esteves	403-14-24-117	1998
14	489.0	Craig Geibel	396-31-22-80	1993
15	478.0	Steve Potter	397-25-10-92	1993
16	475.5	Mark Greaves	422-23-3-55	2005
17	466.5	Robbie Klein	395-33-10-57	2008
18	459.5	John Loftus	410-15-15-39	1989
	459.5	Colin McMillan	349-18-17-151	2000
20	455.0	Chris Fash	390-18-5-84	2001

**Total Block** ..... **Solos-Assists**

1	199	Jon Yunker	33-166	1993
2	184	Tom Hoff	32-152	1993
3	168	Colin McMillan	17-151	2000
4	167	David Frette	41-126	1991
5	153	Rene' Esteves	33-120	1999
6	150	Todd Hill	11-139	2001
7	148	Jon Yunker	28-120	1994
8	146	Colin McMillan	14-132	1999
9	145	Layne Dreven	6-139	2005
10	143	Gary Wrobel	31-112	1996
11	141	Rene' Esteves	24-117	1998
12	138	Scott Spurlock	7-131	2004
13	137	John Albertson	9-128	2006
14	136	Colin McMillan	24-112	1998
15	135	Adam Pedersen	12-123	2001
16	129	Scott Spurlock	6-123	2005
	129	Rene' Esteves	22-107	2000
18	128	Gary Wrobel	17-111	1995
19	126	John Albertson	9-117	2007
	126	Eliot Winer	25-101	1992

**Points Per Game** ..... **Points-Games**

1	6.44	Pieter Olree	696.0-108	2002
2	6.25	Chris Fash	575.0-92	2000
3	6.06	Steve Potter	666.5-110	1994
4	5.93	Steve Potter	557.5-94	1995
5	5.82	Rene' Esteves	535.0-92	1999
6	5.79	Jeff Koterba	532.5-92	1998
7	5.70	Pieter Olree	519.0-91	2000
8	5.63	Dan Mihacevich	529.0-94	1996
9	<b>5.53</b>	<b>Shawn Sangrey</b>	<b>503.5-91</b>	<b>2010</b>
10	5.41	Tom Hoff	617.0-114	1993
11	5.34	David Frette	513.0-96	1991
12	5.26	Rene' Esteves	499.5-95	1998
13	5.07	Jose Bengoa	578.5-114	1994
14	4.94	Colin McMillan	459.5-93	2000
15	4.90	Mark Greaves	475.5-97	2005
16	4.77	Colin McMillan	434.0-91	1999
17	<b>4.63</b>	<b>Shawn Sangrey</b>	<b>449.5-97</b>	<b>2011</b>
17	4.61	Rene' Esteves	419.5-91	2000
18	4.57	Robbie Klein	466.5-102	2008
19	4.55	Steve Potter	478.0-105	1993
20	4.53	Dan Mihacevich	448.0-99	1995

**Blocks Per Game (Min. 100 Blocks)** ..... **Solos-Assists-Total-Games**

1	1.81	Colin McMillan	17-151-168-93	2000
2	1.76	Jon Yunker	33-166-199-113	1993
3	1.74	David Frette	41-126-167-96	1991
4	1.66	Rene' Esteves	33-120-153-92	1999
5	1.61	Tom Hoff	32-152-184-114	1993
6	1.60	Colin McMillan	14-132-146-91	1999
7	1.52	Todd Hill	11-139-150-99	2001
8	1.48	Rene' Esteves	24-117-141-95	1998
9	1.48	Eduardo Marxuach	21-103-124-84	1996



# INDIVIDUAL RECORDS

## CAREER RECORDS

### Kills

1	1,602	Steve Potter	1992-95
2	1,583	Pieter Olree	1999-02
3	1,378	Jose' Bengoa	1994-97
4	1,356	Rene' Esteves	1997-00
5	1,318	Dan Mihacevich	1994-97
6	1,227	Robbie Klein	2006-09
7	1,274	Chris Fash	1998-01
8	1,206	Colin McMillan	1997-00
9	1,155	Andy Cole	2003-06
10	1,048	John Klanac	2008-11
11	1,043	Mark Greaves	2003-06
12	1,016	Phil Kerewich	1996-99
13	958	Mike Terpstra	1990-93
14	900	Jose Rivera	1996-00
15	<b>893</b>	<b>Shawn Sangrey</b>	<b>2009-</b>
16	807	Tom Trantow	1999-03
17	805	David Frette	1989-91
18	787	Craig Geibel	1990-93
19	771	Gary Wrobel	1994-97
20	759	Rob Burton	1989-91

### Kills Per Game (Min. 600 Kills).....Kills-Games

1	4.81	Chris Fash	1,274-256	1998-01
2	4.64	Pieter Olree	1,583-341	1999-02
3	4.24	Steve Potter	1,602-378	1992-95
4	4.12	Dan Mihacevich	1,318-320	1994-97
5	4.04	Jose' Bengoa	1,378-341	1994-97
6	3.95	Rene' Esteves	1,356-343	1997-00
7	3.74	Eduardo Maxuach	745-199	1995-97
8	<b>3.74</b>	<b>Shawn Sangrey</b>	<b>893-239</b>	<b>2009-</b>
9	3.56	Tom Hoff	658-185	1992-93
10	3.54	Andy Cole	1,155-326	2003-06
11	3.51	Jeff Koterba	755-215	1995-98
12	3.50	Phil Kerewich	1,016-290	1996-99
13	3.47	Mark Greaves	1,043-301	2003-06
14	3.43	Colin McMillan	1,206-352	1997-00
15	3.33	Rob Burton	759-228	1989-91
16	3.30	David Frette	805-244	1989-91
17	3.29	Robbie Klein	1,277-388	2006-09
18	3.26	Mike Terpstra	958-294	1990-93
19	3.11	Jose Rivera	900-289	1996-00
20	3.09	John Klanac	1,048-329	2008-11

### Attack Attempts

1	3,267	Steve Potter	1992-95
2	2,962	Pieter Olree	1999-02
3	2,845	Robbie Klein	2006-09
4	2,671	Jose' Bengoa	1994-97
5	2,652	Dan Mihacevich	1994-97
6	2,520	Andy Cole	2003-06
7	2,422	Chris Fash	1998-01
8	2,269	Mike Terpstra	1990-93
9	2,244	John Klanac	2008-11
10	2,224	Rene' Esteves	1997-00
11	2,172	Mark Greaves	2003-06
12	2,089	Colin McMillan	1997-00
13	<b>1,934</b>	<b>Shawn Sangrey</b>	<b>2009-</b>
14	1,920	Phil Kerewich	1996-99
15	1,889	Craig Geibel	1990-93
16	1,832	Rob Burton	1989-91

17	1,737	Jose Rivera	1996-00
18	1,610	David Frette	1989-91
19	1,604	Mike Wauligman	2002-05
20	1,595	Tom Trantow	1999-03

### Attack Percentage (Min. 600 Kills) ..... Kills-Errors-Attempts

1	.481	Colin McMillan	1,206-201-2089	1997-00
2	.474	Rene' Esteves	1,356-301-2,224	1997-00
3	.466	Layne Dreven	612-127-1,040	2004-07
4	.456	Kevin Heine	723-157-1,241	2008-11
5	.445	Adam Pedersen	743-164-1,300	2001-04
6	.428	Eduardo Marxuach	745-196-1,282	1995-97
7	.411	John Albertson	642-176-1,134	2006-09
8	.403	Scott Spurlock	619-149-1,165	2003-05
9	.394	Gary Wrobel	771-238-1,352	1994-97
10	.359	Tom Hoff	658-217-1,229	1992-93
11	.347	Pieter Olree	1,583-556-2,962	1998-02
12	.345	David Frette	805-249-1,610	1989-91
13	.339	Greg Lehman	618-215-1,190	1998-01
14	.329	Chris Fash	1,274-477-2,422	1998-01
15	.319	Tom Trantow	807-298-1,595	1999-03
16	.318	Jose Bengoa	1,378-529-2,671	1994-97
17	.312	Dan Mihacevich	1,318-491-2,652	1994-97
18	.309	Jose Rivera	900-363-1,737	1996-00
19	.303	Steve Potter	1,602-612-3,267	1992-95
20	.301	Phil Kerewich	1,016-438-1,920	1996-99

### Assists

1	6,797	Angel Aja	1997-00
2	6,528	Adam Spitznagle	1993-96
3	5,291	Daniel Mathews	2005-08
4	4,723	Mark Peckham	2001-04
5	4,012	Steven Kehoe	2008-11
6	2,836	Chuck Voss	1990-93
7	1,672	Todd Brooks	1989-92
8	1,163	Kurt Hofelich	1989
9	868	Jon Schultz	2000-02
10	699	Dave Hohman	1995-98
11	191	Ray Gooden	1991, 93
12	132	Orlando Herrero	1995-97
13	128	Chris Fash	1998-01
14	124	Steve Potter	1992-95
15	121	Andy Cole	2003-06
16	114	Jose' Bengoa	1994-97
17	99	Jose Rivera	1996-00
18	89	Conor Martin	2005-08
19	88	Dan Mihacevich	1994-97
20	84	Pieter Olree	1998-02

### Assists Per Game (Min. 1,000 Assists) ..... Assists-Games

1	18.52	Angel Aja	6,797-367	1997-00
2	15.93	Kurt Hofelich	1,163-73	1989
3	15.65	Adam Spitznagle	6,528-417	1993-96
4	13.16	Mark Peckham	4,723-359	2000-04
5	13.13	Chuck Voss	2,836-216	1990-92
6	12.75	Daniel Mathews	5,291-415	2005-08
7	11.14	Steven Kehoe	4,012-360	2008-11
8	8.75	Todd Brooks	1,672-191	1989-92

### Aces

1	123	Steve Potter	1992-95
2	122	Robbie Klein	2006-09



# INDIVIDUAL RECORDS

3	109	Pieter Olree.....	1999-02
4	107	Daniel Mathews.....	2005-08
5	97	Steven Kehoe.....	2008-11
6	82	Dan Mihacevich.....	1994-97
7	77	Adam Spitznagle.....	1993-96
8	75	Tom Trantow.....	2000-03
	75	Jose' Bengoa.....	1994-97
10	73	Mark Greaves.....	2003-06
11	<b>72</b>	<b>Shawn Sangrey.....</b>	<b>2009-</b>
12	70	John Klanac.....	2008-11
13	65	Angel Aja.....	1997-00
14	64	Jason Tobkin.....	2008-11
	64	Jose Rivera.....	1996-00
16	63	Andy Cole.....	2003-06
17	62	Jeff Koterba.....	1995-98
18	61	Brett Versen.....	2005-08
19	59	Sam Stevens.....	2004-07
	59	Greg Lehman.....	1998-01
	59	Colin McMillan.....	1997-00

**Aces Per Game (Min. 40 Aces).....Aces-Games**

1	.33	Steve Potter.....	123-378.....	1992-95
2	.32	Pieter Olree.....	109-341.....	1998-02
3	.31	Robbie Klein.....	122-388.....	2006-09
4	<b>.30</b>	<b>Shawn Sangrey.....</b>	<b>72-239.....</b>	<b>2009-</b>
5	.29	Jeff Koterba.....	62-215.....	1995-98
6	.28	Greg Lehman.....	59-213.....	1998-01
7	.27	Steven Kehoe.....	97-360.....	2008-11
8	.26	Daniel Mathews.....	107-415.....	2005-08
9	.26	Dan Mihacevich.....	82-320.....	1994-97
10	.24	Mark Greaves.....	72-267.....	2003-06
11	.25	Todd Brooks.....	48-191.....	1989-92
12	.25	Brett Versen.....	61-248.....	2005-08
13	.23	Jose Pereira.....	43-188.....	2005-08
14	.22	Jose Rivera.....	64-289.....	1996-00
15	.22	Jason Tobkin.....	64-290.....	2008-11
16	.22	Jose' Bengoa.....	75-341.....	1994-97
17	.22	Tom Trantow.....	75-345.....	2000-03
18	.22	John Klanac.....	70-329.....	2008-11
19	.21	Chris Fash.....	56-265.....	1998-01
20	.19	Andy Cole.....	63-326.....	2003-06

**Digs**

1	743	Conor Martin.....	2005-08
2	734	Craig Geibel.....	1990-93
3	733	Jose' Bengoa.....	1994-97
4	<b>667</b>	<b>Mik Berzins.....</b>	<b>2009-</b>
5	639	Tom Trantow.....	2000-03
6	599	Jose Rivera.....	1996-00
7	595	Adam Spitznagle.....	1993-96
	595	Steven Kehoe.....	2008-11
9	593	Daniel Mathews.....	2005-08
10	584	Mike Terpstra.....	1990-93
11	571	Steve Potter.....	1992-95
12	569	Pieter Olree.....	1999-02
13	557	Angel Aja.....	1997-00
14	543	Phil Kerewich.....	1996-99
15	533	Mike Wauligman.....	2002-05
16	526	Dan Mihacevich.....	1994-97
17	525	Mark Peckham.....	2001-04
18	508	Robbie Klein.....	2006-09
19	473	David Frette.....	1989-91

20	470	Stuart Katz.....	2003-06
----	-----	------------------	---------

**Digs Per Game (Min. 250 digs).....Digs-Games**

1	<b>2.29</b>	<b>Mik Berzins.....</b>	<b>667-291.....</b>	<b>2008-</b>
2	2.27	Craig Geibel.....	734-323.....	1990-93
3	2.15	Jose' Bengoa.....	733-341.....	1994-97
4	2.07	Jose Rivera.....	599-289.....	1996-00
5	1.99	Rob Burton.....	453-228.....	1989-91
6	1.99	Mike Terpstra.....	584-294.....	1990-93
7	1.97	Conor Martin.....	743-377.....	2005-08
8	1.94	David Frette.....	473-244.....	1989-91
9	1.87	Phil Kerewich.....	543-290.....	1996-99
10	1.85	Tom Trantow.....	639-345.....	2000-03
11	1.67	Pieter Olree.....	569-341.....	1999-02
12	1.65	Steven Kehoe.....	595-360.....	2008-11
13	1.64	Dan Mihacevich.....	526-320.....	1994-97
14	1.64	Stuart Katz.....	470-286.....	2003-06
15	1.63	Mike Wauligman.....	533-327.....	2002-05
16	1.62	Chuck Voss.....	350-216.....	1990-93
17	1.59	Jose Pereira.....	298-188.....	1997-99
18	1.52	Angel Aja.....	557-367.....	1997-00
19	1.51	Steve Potter.....	571-378.....	1992-95
20	1.48	Mark Greaves.....	444-301.....	2003-06

**Solo Blocks**

1	102	David Frette.....	1989-91
2	93	Rene' Esteves.....	1997-00
3	75	Colin McMillan.....	1997-00
4	64	Adam Spitznagle.....	1993-96
	64	Gary Wrobel.....	1994-97
6	61	Jon Yunker.....	1993-94
7	58	Phil Kerewich.....	1996-99
	58	Jose' Bengoa.....	1994-97
9	56	Eliot Winer.....	1990-92
10	50	Daniel Mathews.....	2005-08
11	48	Tom Hoff.....	1992-93
12	42	Steve Potter.....	1993-95
13	40	Eduardo Marxuach.....	1995-97
14	38	John Albertson.....	2006-09
15	36	Dan Mihacevich.....	1994-97
16	35	Brandt Kleinschmidt.....	1991-92
17	24	Steven Kehoe.....	2008-11
18	32	Craig Geibel.....	1990-93
	32	Mark Peckham.....	2001-04
20	31	Adam Pedersen.....	2001-04

**Assist Blocks**

1	473	Colin McMillan.....	1997-00
2	417	Rene' Esteves.....	1997-00
3	396	Adam Pedersen.....	2001-04
4	387	Scott Spurlock.....	2002-05
5	366	Daniel Mathews.....	2005-08
6	342	Kevin Hein.....	2008-11
7	328	John Albertson.....	2006-09
8	326	Gary Wrobel.....	1994-97
9	321	Layne Dreven.....	2003-07
10	315	Adam Spitznagle.....	1993-96
11	286	Jon Yunker.....	1993-94
12	272	Mark Peckham.....	2001-04
13	264	Angel Aja.....	1997-00
14	262	David Frette.....	1989-91
15	253	Steve Potter.....	1992-95





# INDIVIDUAL RECORDS

16	243	Chris Fash	1998-01
17	240	Pieter Olree	1999-02
18	222	Andy Cole	2003-06
19	216	Tom Hoff	1992-93
20	209	Eduardo Marxuach	1995-97

11	1,220.0	Mark Greaves	1,043-73-15-178	2003-06
12	1,217.5	John Klanac	1,048-70-27-145	2008-11
13	1,105.0	Mike Terpstra	968-48-29-140	1990-93
14	1,066.0	David Frette	805-28-102-262	1989-91
15	1,058.5	Jose Rivera	900-64-19-151	1996-00
16	<b>1,058.5</b>	<b>Shawn Sangrey</b>	<b>893-72-13-161</b>	<b>2009-</b>
17	1,037.5	Gary Wrobel	771-39-64-326	1994-97
18	999.0	Adam Pedersen	743-27-31-396	2001-04
19	956.0	Craig Geibel	787-56-32-162	1990-93
20	954.0	Tom Trantow	807-75-9-126	1999-03

<b>Total Blocks</b>		<b>Solos-Assists</b>		
1	548	Colin McMillan	75-473	1997-00
2	510	Rene' Esteves	93-417	1997-00
3	427	Adam Pedersen	31-396	2001-04
4	416	Daniel Mathews	50-366	2005-08
5	404	Scott Spurlock	17-387	2002-05
6	390	Gary Wrobel	64-326	1994-97
7	379	Adam Spitznagle	64-315	1993-96
8	367	Kevin Heine	25-342	2008-11
9	366	John Albertson	38-328	2006-09
10	364	David Frette	102-262	1989-91
11	347	Jon Yunker	61-286	1993-94
12	337	Layne Dreven	16-321	2003-07
13	304	Mark Peckham	32-272	2001-04
14	295	Steve Potter	42-253	1992-95
15	293	Angel Aja	29-264	1997-00
16	273	Chris Fash	30-243	1998-01
17	264	Pieter Olree	24-240	1999-02
	264	Jose' Bengoa	58-206	1994-97
	264	Tom Hoff	48-216	1992-93
20	257	Phil Kerewich	58-199	1996-99

<b>Points Per Game</b>		<b>Points-Games</b>		
1	5.59	Chris Fash	1,481.5-265	1998-01
2	5.38	Pieter Olree	1,836.0-341	1998-02
3	5.01	Steve Potter	1,893.5-378	1992-95
4	4.95	Rene' Esteves	1,698.5-343	1997-00
5	4.74	Dan Mihacevich	1,516.0-320	1994-97
6	4.73	Jose Bengoa	1,614.0-341	1994-97
7	4.48	Colin McMillan	1,576.5-352	1997-00
8	<b>4.43</b>	<b>Shawn Sangrey</b>	<b>1,058.5-239</b>	<b>2009-</b>
9	4.37	David Frette	1,066.0-244	1989-91
10	4.22	Jeff Koterba	906.5-215	1995-98
11	4.20	Phil Kerewich	1,218.5-290	1996-99
12	4.10	Andy Cole	1,335.0-326	2003-06
13	4.05	Mark Greaves	1,220.0-301	2003-06
14	3.91	Robbie Klein	1,518.0-388	2006-09
15	3.85	Rob Burton	878.5-228	1989-91
16	3.79	Jon Yunker	811.0-214	1993-94
17	3.76	Mike Terpstra	1,105.0-294	1990-93
18	3.70	John Klanac	1,217.5-329	2008-11
19	3.66	Jose Rivera	1,058.5-289	1996-00
20	3.64	Gary Wrobel	1,037.0-285	1994-97

<b>Blocks Per Game (Min. 250 Blocks)</b>		<b>Solos-Assists-Total-Games</b>		
1	1.62	Jon Yunker	61-286-347-214	1993-94
2	1.56	Colin McMillan	75-473-548-352	1997-00
3	1.49	David Frette	102-262-364-244	1989-91
4	1.49	Rene' Esteves	93-417-510-343	1997-00
5	1.43	Tom Hoff	48-216-264-185	1992-93
6	1.38	John Albertson	38-328-366-266	2006-09
7	1.37	Gary Wrobel	64-326-390-285	1994-97
8	1.23	Scott Spurlock	17-387-404-328	2002-05
9	1.19	Adam Pedersen	31-396-427-359	2001-04
10	1.13	Layne Dreven	16-321-337-298	2004-07
11	1.13	Eliot Winer	56-197-253-224	1990-92
12	1.12	Kevin Heine	25-342-367-329	2008-11
13	1.03	Chris Fash	30-243-273-265	1998-01
14	1.00	Daniel Mathews	50-366-416-415	2005-08
15	.91	Adam Spitznagle	64-315-379-417	1993-96
16	.89	Phil Kerewich	58-199-257-290	1996-99
17	.85	Mark Peckham	32-272-304-359	2001-04
18	.80	Angel Aja	29-264-293-367	1997-00
19	.78	Steve Potter	42-253-295-378	1992-95
20	.77	Jose Bengoa	58-206-264-341	1994-97
	.77	Pieter Olree	24-240-264-341	1998-02

<b>Points</b>		<b>Kills-Aces-Solos-Assists</b>		
1	1,893.5	Steve Potter	1,602-123-42-253	1992-95
2	1,836.0	Pieter Olree	1,583-109-24-240	1998-02
3	1,698.5	Rene' Esteves	1,256-41-93-417	1997-00
4	1,614.0	Jose Bengoa	1,378-75-58-206	1994-97
5	1,576.5	Colin McMillan	1,206-59-75-473	1997-00
6	1,518.0	Robbie Klein	1,277-122-30-178	2006-09
7	1,516.0	Dan Mihacevich	1,218-82-36-160	1994-97
8	1,335.0	Andy Cole	1,155-63-6-222	2003-06
9	1,281.5	Chris Fash	1,274-56-30-243	1998-01
10	1,218.5	Phil Kerewich	1,016-45-58-199	1996-99



# ALL-TIME ROSTER

The names below have been compiled from all available rosters and lists the years that he was on a roster. Years not in ( ) indicates years that a player lettered.

Statistics available from 1989.

No. Name .....Years ..... Hometown

## A

- Ainsley, Williams ..... (1977) ..... Cincinnati, Ohio

5 Aja, Angel ..... 1997-98-99-00 ..... Guaynabo, Puerto Rico

Season	SP	MP	K	K/S	E	TA	Pct	A	A/S	SA	SA/S	SE	DIG	D/S	RE	BS	BA	TB	B/S	BE	BHE	Points	Pts/S
1997	85	26	89	1.05	21	166	.410	1412	16.61	16	.19	0	116	1.36	0	8	60	68	.80	0	0	143.0	1.68
1998	92	27	96	1.04	28	185	.368	1695	18.42	18	.20	45	124	1.35	0	8	60	68	.74	21	27	152.0	1.65
1999	98	27	72	.73	20	165	.315	1920	19.59	20	.20	50	162	1.65	0	7	83	90	.92	13	28	140.5	1.43
2000	92	29	90	.98	24	171	.386	1770	19.24	11	.12	37	155	1.68	0	6	61	67	.73	10	16	137.5	1.49
<b>TOTAL</b>	<b>367</b>	<b>109</b>	<b>347</b>	<b>.95</b>	<b>93</b>	<b>687</b>	<b>.370</b>	<b>6797</b>	<b>18.52</b>	<b>65</b>	<b>.18</b>	<b>132</b>	<b>557</b>	<b>1.52</b>	<b>0</b>	<b>29</b>	<b>264</b>	<b>293</b>	<b>.80</b>	<b>44</b>	<b>71</b>	<b>573.0</b>	<b>1.56</b>

5 Albertson, John ..... 20(05)-06-07-08-09 ..... Ballwin, Mo.

Season	SP	MP	K	K/S	E	TA	Pct	A	A/S	SA	SA/S	SE	DIG	D/S	RE	BS	BA	TB	B/S	BE	BHE	Points	Pts/S
2006	98	30	239	2.44	80	414	.384	9	.09	4	.04	20	38	.39	0	9	128	137	1.40	9	1	316.0	3.22
2007	94	27	226	2.40	60	403	.412	9	.10	14	.15	33	33	.35	1	9	117	126	1.34	11	3	307.5	3.27
2008	9	4	23	2.56	1	32	.688	1	.11	0	.00	5	2	.22	0	2	12	14	1.56	1	0	31.0	3.44
2009	65	19	154	2.37	35	285	.418	11	.17	7	.11	11	21	.32	0	18	71	89	1.37	9	3	214.5	3.29
<b>TOTAL</b>	<b>266</b>	<b>80</b>	<b>642</b>	<b>2.41</b>	<b>176</b>	<b>1134</b>	<b>.411</b>	<b>30</b>	<b>.11</b>	<b>25</b>	<b>.09</b>	<b>69</b>	<b>94</b>	<b>.35</b>	<b>1</b>	<b>38</b>	<b>328</b>	<b>366</b>	<b>1.38</b>	<b>30</b>	<b>7</b>	<b>869.0</b>	<b>3.27</b>

4 Allen, Dennis ..... (1974) ..... Franklin, Ohio

1 Altamura, Gio ..... (2003) ..... Manhattan Beach, Calif.

10 Anderson, Nick ..... (2000) ..... St. Louis, Mo.

2 Andes, Allen ..... 1989 ..... Shavertown, Pa.

Season	SP	MP	K	K/S	E	TA	Pct	A	A/S	SA	SA/S	SE	DIG	D/S	RE	BS	BA	TB	B/S	BE	BHE	Points	Pts/S
1990	42	20	14	.33	22	54	-.148	6	.14	3	0.07	0	36	.86	0	0	1	1	.02	0	0	17.5	.40
<b>TOTAL</b>	<b>42</b>	<b>20</b>	<b>14</b>	<b>.33</b>	<b>22</b>	<b>54</b>	<b>-.148</b>	<b>6</b>	<b>.14</b>	<b>3</b>	<b>0.07</b>	<b>0</b>	<b>36</b>	<b>.86</b>	<b>0</b>	<b>0</b>	<b>1</b>	<b>1</b>	<b>.02</b>	<b>0</b>	<b>0</b>	<b>17.5</b>	<b>.40</b>

- Arnold, Norman ..... (1969) ..... Germantown, Ohio

## B

- Banachowski, Bret ..... (1990) ..... Los Angeles, Calif.

Season	SP	MP	K	K/S	E	TA	Pct	A	A/S	SA	SA/S	SE	DIG	D/S	RE	BS	BA	TB	B/S	BE	BHE	Points	Pts/S
1990	1	1	0	.00	0	0	.000	0	.00	0	.00	0	0	.00	0	0	0	0	.00	0	0	.0	.00
<b>TOTAL</b>	<b>1</b>	<b>1</b>	<b>0</b>	<b>.00</b>	<b>0</b>	<b>0</b>	<b>.000</b>	<b>0</b>	<b>.00</b>	<b>0</b>	<b>.00</b>	<b>0</b>	<b>0</b>	<b>.00</b>	<b>0</b>	<b>0</b>	<b>0</b>	<b>0</b>	<b>.00</b>	<b>0</b>	<b>0</b>	<b>.0</b>	<b>.00</b>

- Beal, Doug ..... 1969 ..... Shaker Heights, Ohio

5 Benecke, David ..... 1980-81-82-83 ..... Napoleon, Ohio

11 Bengoa, José ..... 1994-95-96-97 ..... San Juan, Puerto Rico

Season	SP	MP	K	K/S	E	TA	Pct	A	A/S	SA	SA/S	SE	DIG	D/S	RE	BS	BA	TB	B/S	BE	BHE	Points	Pts/S
1994	111	33	501	4.51	211	1010	.287	35	.32	22	.20	0	262	2.36	0	23	63	86	.77	0	0	577.5	5.20
1995	61	19	214	3.51	83	438	.299	8	.13	14	.23	0	135	2.21	0	12	42	54	.89	0	0	261.0	4.28
1996	86	26	371	4.31	129	687	.352	43	.50	22	.26	0	207	2.41	0	16	61	77	.90	0	0	439.5	5.10
1997	75	25	269	3.59	100	497	.340	28	.37	16	.21	0	122	1.63	0	6	36	42	.56	0	0	309.0	4.12
<b>TOTAL</b>	<b>333</b>	<b>103</b>	<b>1355</b>	<b>4.07</b>	<b>523</b>	<b>2632</b>	<b>.316</b>	<b>114</b>	<b>.34</b>	<b>74</b>	<b>.22</b>	<b>0</b>	<b>726</b>	<b>2.18</b>	<b>0</b>	<b>57</b>	<b>202</b>	<b>259</b>	<b>.78</b>	<b>0</b>	<b>0</b>	<b>1587.0</b>	<b>4.77</b>

12 Berzins, Aldis ..... 1975-76-77-78 ..... Kennett Square, Pa.

15 Berzins, Mik ..... 2009-10 ..... Brinklow, Md.

Season	SP	MP	K	K/S	E	TA	Pct	A	A/S	SA	SA/S	SE	DIG	D/S	RE	BS	BA	TB	B/S	BE	BHE	Points	Pts/S
2009	85	25	0	.00	1	6	-.167	27	.32	0	.00	1	225	2.65	28	0	2	2	.02	0	0	1.0	.01
2010	92	28	82	.89	35	169	.278	18	.20	4	.04	32	232	2.52	29	2	15	17	.18	1	1	95.5	1.03
2011	114	32	128	1.12	42	271	.317	28	.25	8	.07	35	210	1.84	33	2	23	25	.22	3	1	149.5	1.31
<b>TOTAL</b>	<b>291</b>	<b>85</b>	<b>210</b>	<b>.72</b>	<b>78</b>	<b>446</b>	<b>.296</b>	<b>73</b>	<b>.25</b>	<b>12</b>	<b>.04</b>	<b>68</b>	<b>667</b>	<b>2.29</b>	<b>90</b>	<b>4</b>	<b>40</b>	<b>44</b>	<b>.15</b>	<b>4</b>	<b>2</b>	<b>246.0</b>	<b>.85</b>

- Beyoglides, Harry ..... (1969) ..... Dayton, Ohio

19 Boehmer, Kevin ..... (2004) ..... Centerville, Ohio

15 Borowicz, Louis ..... 19(94)-95 ..... San Diego, Calif.

Season	SP	MP	K	K/S	E	TA	Pct	A	A/S	SA	SA/S	SE	DIG	D/S	RE	BS	BA	TB	B/S	BE	BHE	Points	Pts/S
1995	36	19	13	.36	9	34	.118	2	.06	3	.08	0	19	.53	0	0	3	3	.08	0	0	17.5	.47
<b>TOTAL</b>	<b>36</b>	<b>19</b>	<b>13</b>	<b>.36</b>	<b>9</b>	<b>34</b>	<b>.118</b>	<b>2</b>	<b>.06</b>	<b>3</b>	<b>.08</b>	<b>0</b>	<b>19</b>	<b>.53</b>	<b>0</b>	<b>0</b>	<b>3</b>	<b>3</b>	<b>.08</b>	<b>0</b>	<b>0</b>	<b>17.5</b>	<b>.47</b>

- Bowman, Carl ..... (1968) ..... New Carlisle, Ohio

60 Boyer, Wayne ..... 1968 ..... Groveport, Ohio

20 Brandel, Dan ..... (2008) ..... Loveland, Ohio



# ALL-TIME ROSTER

- Brandt, Kenneth ..... 19(68)-69-70 ..... Cincinnati, Ohio  
 12 Breidis, Robert ..... 1979-80 ..... Milwaukee, Wis.  
 1 Brooks, Todd ..... 1989-90-91-92 ..... Costa Mesa, Calif.

Season	SP	MP	K	K/S	E	TA	Pct	A	A/S	SA	SA/S	SE	DIG	D/S	RE	BS	BA	TB	B/S	BE	BHE	Points	Pts/S
1989	10	7	5	.50	1	10	.400	29	2.90	2	.20	0	9	.90	0	0	2	2	.20	0	0	8.0	.80
1990	83	27	63	.76	32	173	.179	1103	13.29	26	.31	0	118	1.42	0	10	55	65	.78	0	0	126.5	1.52
1991	33	21	5	.15	5	20	.000	160	4.85	6	.18	0	21	.64	0	1	10	11	.33	0	0	17.0	.52
1992	66	28	14	.21	9	37	.135	404	6.12	16	.24	0	49	.74	0	0	18	18	.27	0	0	39.0	.59
<b>TOTAL</b>	<b>192</b>	<b>83</b>	<b>87</b>	<b>.45</b>	<b>47</b>	<b>240</b>	<b>.167</b>	<b>1696</b>	<b>8.83</b>	<b>50</b>	<b>.26</b>	<b>0</b>	<b>197</b>	<b>1.03</b>	<b>0</b>	<b>11</b>	<b>85</b>	<b>96</b>	<b>.50</b>	<b>0</b>	<b>0</b>	<b>190.5</b>	<b>.99</b>

33 Brown, Donald ..... 1968 ..... Vandalia, Ohio  
 14 Brudzinski, Joe ..... 2001 ..... Naperville, Ill.

Season	SP	MP	K	K/S	E	TA	Pct	A	A/S	SA	SA/S	SE	DIG	D/S	RE	BS	BA	TB	B/S	BE	BHE	Points	Pts/S
2001	10	7	4	.40	1	9	.333	0	.00	0	.00	3	3	.30	0	1	3	4	.40	1	0	6.5	.60
<b>TOTAL</b>	<b>10</b>	<b>7</b>	<b>4</b>	<b>.40</b>	<b>1</b>	<b>9</b>	<b>.333</b>	<b>0</b>	<b>.00</b>	<b>0</b>	<b>.00</b>	<b>3</b>	<b>3</b>	<b>.30</b>	<b>0</b>	<b>1</b>	<b>3</b>	<b>4</b>	<b>.40</b>	<b>1</b>	<b>0</b>	<b>6.5</b>	<b>.60</b>

13 Buckingham, Mike ..... 1975-76-(77)-78 ..... Dayton, Ohio  
 14 Bump, Scott ..... (1989) ..... Lansing, Mich.  
 7 Burton, Rob ..... 1988-89-90-91 ..... Shelbyville, Ill.

Season	SP	MP	K	K/S	E	TA	Pct	A	A/S	SA	SA/S	SE	DIG	D/S	RE	BS	BA	TB	B/S	BE	BHE	Points	Pts/S
1989	43	18	74	1.72	51	228	.101	9	.21	5	.12	0	65	1.51	1	3	27	30	.70	0	0	95.5	2.21
1990	93	28	351	3.77	185	847	.196	13	.14	13	.14	0	195	2.10	0	15	41	56	.60	0	0	399.5	4.29
1991	95	28	339	3.57	144	769	.254	28	.29	15	.16	0	194	2.04	0	11	57	68	.72	0	0	393.5	4.14
<b>TOTAL</b>	<b>231</b>	<b>74</b>	<b>764</b>	<b>3.31</b>	<b>380</b>	<b>1844</b>	<b>.208</b>	<b>50</b>	<b>.22</b>	<b>33</b>	<b>.14</b>	<b>0</b>	<b>454</b>	<b>1.97</b>	<b>1</b>	<b>29</b>	<b>125</b>	<b>154</b>	<b>.67</b>	<b>0</b>	<b>0</b>	<b>888.5</b>	<b>3.84</b>

15 Busch, Augie ..... 1995-96 ..... Tucson, Ariz.

Season	SP	MP	K	K/S	E	TA	Pct	A	A/S	SA	SA/S	SE	DIG	D/S	RE	BS	BA	TB	B/S	BE	BHE	Points	Pts/S
1995	8	5	6	.75	3	15	.200	0	.00	5	.62	0	2	.25	0	0	3	3	.38	0	0	12.5	1.50
1996	6	3	15	2.50	8	31	.226	1	.17	0	.00	0	7	1.17	0	2	1	3	.50	0	0	17.5	2.83
<b>TOTAL</b>	<b>14</b>	<b>8</b>	<b>21</b>	<b>1.50</b>	<b>11</b>	<b>46</b>	<b>.217</b>	<b>1</b>	<b>.07</b>	<b>5</b>	<b>.36</b>	<b>0</b>	<b>9</b>	<b>.64</b>	<b>0</b>	<b>2</b>	<b>4</b>	<b>6</b>	<b>.43</b>	<b>0</b>	<b>0</b>	<b>30.0</b>	<b>2.14</b>

9 Butt, Jeff ..... (1989) ..... Tonawanda, N.Y.

Season	SP	MP	K	K/S	E	TA	Pct	A	A/S	SA	SA/S	SE	DIG	D/S	RE	BS	BA	TB	B/S	BE	BHE	Points	Pts/S
1989	1	1	0	.00	2	2-1.000	0	.00	0	.00	0	0	0	.00	0	0	0	0	.00	0	0	.0	.00
<b>TOTAL</b>	<b>1</b>	<b>1</b>	<b>0</b>	<b>.00</b>	<b>2</b>	<b>2-1.000</b>	<b>0</b>	<b>.00</b>	<b>0</b>	<b>.00</b>	<b>0</b>	<b>0</b>	<b>0</b>	<b>.00</b>	<b>0</b>	<b>0</b>	<b>0</b>	<b>0</b>	<b>.00</b>	<b>0</b>	<b>0</b>	<b>.0</b>	<b>.00</b>

C

2 Caballero, Hector ..... 1983-84 ..... Caguas, Puerto Rico  
 8 Caldwell, Dennis ..... 1970-71-72-73 ..... Columbus, Ohio  
 7-11 Carlson, Chris ..... 1983-84 ..... Cincinnati, Ohio  
 2 Carlson, Pat ..... 1975-(76)-77 ..... Cincinnati, Ohio  
 11 Carus, Pat ..... 1979-(80) ..... Milwaukee, Wis.  
 13 Cash, Rhett ..... 2010 ..... Westlake, Ohio

Season	SP	MP	K	K/S	E	TA	Pct	A	A/S	SA	SA/S	SE	DIG	D/S	RE	BS	BA	TB	B/S	BE	BHE	Points	Pts/S
2010	18	6	0	.00	0	0	.000	3	.17	0	.00	0	28	1.56	6	0	0	0	.00	0	0	.0	.00
2011	1	1	0	.00	0	0	.000	0	.00	0	.00	0	2	2.00	1	0	0	0	.00	0	1	.0	.00
<b>TOTAL</b>	<b>19</b>	<b>7</b>	<b>0</b>	<b>.00</b>	<b>0</b>	<b>0</b>	<b>.000</b>	<b>3</b>	<b>.16</b>	<b>0</b>	<b>.00</b>	<b>0</b>	<b>30</b>	<b>1.58</b>	<b>7</b>	<b>0</b>	<b>0</b>	<b>0</b>	<b>.00</b>	<b>0</b>	<b>1</b>	<b>.0</b>	<b>.00</b>

- Chalas, Mario ..... (1994) .....

Season	SP	MP	K	K/S	E	TA	Pct	A	A/S	SA	SA/S	SE	DIG	D/S	RE	BS	BA	TB	B/S	BE	BHE	Points	Pts/S
1994	8	4	0	.00	2	2-1.000	0	.25	1	.12	0	0	4	.50	0	0	0	0	.00	0	0	1.0	.12
<b>TOTAL</b>	<b>8</b>	<b>4</b>	<b>0</b>	<b>.00</b>	<b>2</b>	<b>2-1.000</b>	<b>0</b>	<b>.25</b>	<b>1</b>	<b>.12</b>	<b>0</b>	<b>0</b>	<b>4</b>	<b>.50</b>	<b>0</b>	<b>0</b>	<b>0</b>	<b>0</b>	<b>.00</b>	<b>0</b>	<b>0</b>	<b>1.0</b>	<b>.12</b>

18 Chapman, Dave ..... (1992) ..... Perrysburg, Ohio  
 16 Chinchar, Doug ..... 1989 ..... Clark, N.J.

Season	SP	MP	K	K/S	E	TA	Pct	A	A/S	SA	SA/S	SE	DIG	D/S	RE	BS	BA	TB	B/S	BE	BHE	Points	Pts/S
1989	19	13	13	.68	8	30	.167	2	.11	3	.16	0	20	1.05	0	0	2	2	.11	0	0	17.0	.89
<b>TOTAL</b>	<b>19</b>	<b>13</b>	<b>13</b>	<b>.68</b>	<b>8</b>	<b>30</b>	<b>.167</b>	<b>2</b>	<b>.11</b>	<b>3</b>	<b>.16</b>	<b>0</b>	<b>20</b>	<b>1.05</b>	<b>0</b>	<b>0</b>	<b>2</b>	<b>2</b>	<b>.11</b>	<b>0</b>	<b>0</b>	<b>17.0</b>	<b>.89</b>

9 Circenis, John ..... (1977-78) ..... Indianapolis, Ind.  
 15 Circenis, Peter ..... 19(79)-80-81 ..... Indianapolis, Ind.  
 30 Clark, Richard ..... 1968-69 ..... Westerville, Ohio  
 12 Cole, Andy ..... 2003-04-05-06 ..... Glendale, Wis.

Season	SP	MP	K	K/S	E	TA	Pct	A	A/S	SA	SA/S	SE	DIG	D/S	RE	BS	BA	TB	B/S	BE	BHE	Points	Pts/S
2003	97	27	338	3.48	140	719	.275	36	.37	13	.13	70	117	1.21	2	0	62	62	.64	13	6	382.0	3.94
2004	99	30	358	3.62	160	809	.245	46	.46	25	.25	64	142	1.43	1	3	68	71	.72	15	5	420.0	4.24
2005	85	29	321	3.78	119	684	.295	28	.33	13	.15	53	95	1.12	0	2	55	57	.67	7	7	363.5	4.27
2006	45	20	138	3.07	54	308	.273	11	.24	12	.27	30	56	1.24	2	1	37	38	.84	4	1	169.5	3.76
<b>TOTAL</b>	<b>326</b>	<b>106</b>	<b>1155</b>	<b>3.54</b>	<b>473</b>	<b>2520</b>	<b>.271</b>	<b>121</b>	<b>.37</b>	<b>63</b>	<b>.19</b>	<b>217</b>	<b>410</b>	<b>1.26</b>	<b>5</b>	<b>6</b>	<b>222</b>	<b>228</b>	<b>.70</b>	<b>39</b>	<b>19</b>	<b>1335.0</b>	<b>4.10</b>



# ALL-TIME ROSTER

15	Coleman, Kevin.....1975-76.....Stow, Ohio																						
3	Collins, David.....19(69)-70-71-72.....Westerville, Ohio																						
-	Collins, Ralph.....19(68)-69-70-71.....Westerville, Ohio																						
1	Collier, Shelton.....1974-75-76-77.....Westerville, Ohio																						
-	Colwell, James.....(1971).....Tryonville, Pa.																						
3-14	Conley, Kevin.....1995-96.....Webster, N.Y.																						
<b>Season</b>	<b>SP</b>	<b>MP</b>	<b>K</b>	<b>K/S</b>	<b>E</b>	<b>TA</b>	<b>Pct</b>	<b>A</b>	<b>A/S</b>	<b>SA</b>	<b>SA/S</b>	<b>SE</b>	<b>DIG</b>	<b>D/S</b>	<b>RE</b>	<b>BS</b>	<b>BA</b>	<b>TB</b>	<b>B/S</b>	<b>BE</b>	<b>BHE</b>	<b>Points</b>	<b>Pts/S</b>
1995	4	2	7	1.75	2	17	.294	0	.00	0	.00	0	2	.50	0	0	1	1	.25	0	0	7.5	1.75
1996	6	4	13	2.17	3	21	.476	1	.17	1	.17	0	8	1.33	0	0	1	1	.17	0	0	14.5	2.33
<b>TOTAL</b>	<b>10</b>	<b>6</b>	<b>20</b>	<b>2.00</b>	<b>5</b>	<b>38</b>	<b>.395</b>	<b>1</b>	<b>.10</b>	<b>1</b>	<b>.10</b>	<b>0</b>	<b>10</b>	<b>1.00</b>	<b>0</b>	<b>0</b>	<b>2</b>	<b>2</b>	<b>.20</b>	<b>0</b>	<b>0</b>	<b>22.0</b>	<b>2.20</b>

8	Cooper, Scott.....1980-81.....Tulsa, Okla.																						
7	Crawford, Steven.....19(73)-74.....Reynoldsburg, Ohio																						
3	Crosby, Chris.....1987-88.....Spokane, Wash.																						
10	Cummings, John.....1990-91.....Laguna Beach, Calif.																						
<b>Season</b>	<b>SP</b>	<b>MP</b>	<b>K</b>	<b>K/S</b>	<b>E</b>	<b>TA</b>	<b>Pct</b>	<b>A</b>	<b>A/S</b>	<b>SA</b>	<b>SA/S</b>	<b>SE</b>	<b>DIG</b>	<b>D/S</b>	<b>RE</b>	<b>BS</b>	<b>BA</b>	<b>TB</b>	<b>B/S</b>	<b>BE</b>	<b>BHE</b>	<b>Points</b>	<b>Pts/S</b>
1990	51	18	124	2.43	67	262	.218	10	.20	9	.18	0	65	1.27	0	9	17	26	.51	0	0	150.5	2.94
1991	80	28	305	3.81	135	676	.251	37	.46	16	.20	0	179	2.24	0	7	49	56	.70	0	0	352.5	4.40
<b>TOTAL</b>	<b>131</b>	<b>46</b>	<b>429</b>	<b>3.27</b>	<b>202</b>	<b>938</b>	<b>.242</b>	<b>47</b>	<b>.36</b>	<b>25</b>	<b>.19</b>	<b>0</b>	<b>244</b>	<b>1.86</b>	<b>0</b>	<b>16</b>	<b>66</b>	<b>82</b>	<b>.63</b>	<b>0</b>	<b>0</b>	<b>503.0</b>	<b>3.84</b>

D

-	Daiga, Marc.....(1968).....Toledo, Ohio																						
12	Davidson, Corey.....(1990).....Studio City, Calif.																						
<b>Season</b>	<b>SP</b>	<b>MP</b>	<b>K</b>	<b>K/S</b>	<b>E</b>	<b>TA</b>	<b>Pct</b>	<b>A</b>	<b>A/S</b>	<b>SA</b>	<b>SA/S</b>	<b>SE</b>	<b>DIG</b>	<b>D/S</b>	<b>RE</b>	<b>BS</b>	<b>BA</b>	<b>TB</b>	<b>B/S</b>	<b>BE</b>	<b>BHE</b>	<b>Points</b>	<b>Pts/S</b>
1990	18	7	38	2.11	23	99	.152	3	.17	1	.06	0	25	1.39	0	1	17	18	1.00	0	0	48.5	2.67
<b>TOTAL</b>	<b>18</b>	<b>7</b>	<b>38</b>	<b>2.11</b>	<b>23</b>	<b>99</b>	<b>.152</b>	<b>3</b>	<b>.17</b>	<b>1</b>	<b>.06</b>	<b>0</b>	<b>25</b>	<b>1.39</b>	<b>0</b>	<b>1</b>	<b>17</b>	<b>18</b>	<b>1.00</b>	<b>0</b>	<b>0</b>	<b>48.5</b>	<b>2.67</b>

18	Dates, Eric.....2010.....Los Angeles, Calif.																						
9	Dillon, Aaron.....20(00)-01-02-03.....Winfield, Ill.																						
<b>Season</b>	<b>SP</b>	<b>MP</b>	<b>K</b>	<b>K/S</b>	<b>E</b>	<b>TA</b>	<b>Pct</b>	<b>A</b>	<b>A/S</b>	<b>SA</b>	<b>SA/S</b>	<b>SE</b>	<b>DIG</b>	<b>D/S</b>	<b>RE</b>	<b>BS</b>	<b>BA</b>	<b>TB</b>	<b>B/S</b>	<b>BE</b>	<b>BHE</b>	<b>Points</b>	<b>Pts/S</b>
2001	7	4	4	.57	1	9	.333	0	.00	0	.00	0	1	.14	0	0	0	0	.00	0	0	4.0	.57
2002	45	18	1	.02	0	2	.500	4	.09	0	.00	2	44	.98	8	0	0	0	.00	0	0	1.0	.02
2003	57	23	1	.02	0	2	.500	5	.09	0	.00	2	30	.53	5	0	1	1	.02	0	2	1.5	.02
<b>TOTAL</b>	<b>109</b>	<b>45</b>	<b>6</b>	<b>.06</b>	<b>1</b>	<b>13</b>	<b>.385</b>	<b>9</b>	<b>.08</b>	<b>0</b>	<b>.00</b>	<b>4</b>	<b>75</b>	<b>.69</b>	<b>13</b>	<b>0</b>	<b>1</b>	<b>1</b>	<b>.01</b>	<b>0</b>	<b>2</b>	<b>6.5</b>	<b>.06</b>

17	Dixon, John.....1978.....Champaign, Ill.																						
14	Dreven, Layne.....20(03)-04-05-06-07.....Pittsburgh, Pa.																						
<b>Season</b>	<b>SP</b>	<b>MP</b>	<b>K</b>	<b>K/S</b>	<b>E</b>	<b>TA</b>	<b>Pct</b>	<b>A</b>	<b>A/S</b>	<b>SA</b>	<b>SA/S</b>	<b>SE</b>	<b>DIG</b>	<b>D/S</b>	<b>RE</b>	<b>BS</b>	<b>BA</b>	<b>TB</b>	<b>B/S</b>	<b>BE</b>	<b>BHE</b>	<b>Points</b>	<b>Pts/S</b>
2004	41	18	72	1.76	24	128	.375	0	.00	2	.05	19	20	.49	0	1	39	40	.98	5	2	94.5	2.29
2005	106	32	230	2.17	47	385	.475	6	.06	14	.13	75	30	.28	0	6	139	145	1.37	17	3	319.5	3.01
2006	58	20	104	1.79	25	199	.397	4	.07	1	.02	9	19	.33	1	1	56	57	.98	3	0	134.0	2.31
2007	93	27	206	2.22	31	328	.534	8	.09	28	.30	88	30	.32	0	8	87	95	1.02	3	2	285.5	3.06
<b>TOTAL</b>	<b>298</b>	<b>97</b>	<b>612</b>	<b>2.05</b>	<b>127</b>	<b>1040</b>	<b>.466</b>	<b>18</b>	<b>.06</b>	<b>45</b>	<b>.15</b>	<b>191</b>	<b>99</b>	<b>.33</b>	<b>1</b>	<b>16</b>	<b>321</b>	<b>337</b>	<b>1.13</b>	<b>28</b>	<b>7</b>	<b>833.5</b>	<b>2.80</b>

7	Dreven, Lyndon.....(2000).....Pittsburgh, Pa.																
2	Dubanowich, Tom.....1987.....Janesville, Wis.																
10	Dumpis, Andy.....1977-78-79-80.....Chicago, Ill.																
5	Dumpis, Peter.....1975-76-77.....Chicago, Ill.																
12	Dunbar, Alan.....1971-72-73-74.....Townville, Pa.																
8	Duwelius, Richard.....1975-76.....Farma Heights, Ohio																

E

7	Eastman, Jay.....1991-92-93-94.....Portland, Ore.																						
<b>Season</b>	<b>SP</b>	<b>MP</b>	<b>K</b>	<b>K/S</b>	<b>E</b>	<b>TA</b>	<b>Pct</b>	<b>A</b>	<b>A/S</b>	<b>SA</b>	<b>SA/S</b>	<b>SE</b>	<b>DIG</b>	<b>D/S</b>	<b>RE</b>	<b>BS</b>	<b>BA</b>	<b>TB</b>	<b>B/S</b>	<b>BE</b>	<b>BHE</b>	<b>Points</b>	<b>Pts/S</b>
1991	11	9	25	2.27	5	45	.444	0	.00	1	.09	0	10	.91	0	2	6	8	.73	0	0	31.0	2.82
1992	2	2	4	2.00	0	5	.800	0	.00	1	.50	0	1	.50	0	0	0	0	.00	0	0	5.0	2.50
1993	41	19	87	2.12	29	162	.358	4	.10	6	.15	0	36	.88	0	8	35	43	1.05	0	0	118.5	2.88
1994	91	31	196	2.15	56	344	.407	10	.11	14	.15	0	93	1.02	0	15	95	110	1.21	0	0	272.5	2.99
<b>TOTAL</b>	<b>145</b>	<b>61</b>	<b>312</b>	<b>2.15</b>	<b>90</b>	<b>556</b>	<b>.399</b>	<b>14</b>	<b>.10</b>	<b>22</b>	<b>.15</b>	<b>0</b>	<b>140</b>	<b>.97</b>	<b>0</b>	<b>25</b>	<b>136</b>	<b>161</b>	<b>1.11</b>	<b>0</b>	<b>0</b>	<b>427.0</b>	<b>2.94</b>

5-13	Edinger, Mark.....1984-85-86-87.....Ashland, Ky.																						
14	ElShafei, Samer.....(2008).....Lisle, Ill.																						
4	Embaugh, Tim.....1987-88-89.....Canton, Ohio																						
<b>Season</b>	<b>SP</b>	<b>MP</b>	<b>K</b>	<b>K/S</b>	<b>E</b>	<b>TA</b>	<b>Pct</b>	<b>A</b>	<b>A/S</b>	<b>SA</b>	<b>SA/S</b>	<b>SE</b>	<b>DIG</b>	<b>D/S</b>	<b>RE</b>	<b>BS</b>	<b>BA</b>	<b>TB</b>	<b>B/S</b>	<b>BE</b>	<b>BHE</b>	<b>Points</b>	<b>Pts/S</b>
1989	53	21	5	.09	1	13	.308	0	.00	1	.02	2	32	.60	0	1	1	2	.04	0	0	7.5	.13
<b>TOTAL</b>	<b>53</b>	<b>21</b>	<b>5</b>	<b>.09</b>	<b>1</b>	<b>13</b>	<b>.308</b>	<b>0</b>	<b>.00</b>	<b>1</b>	<b>.02</b>	<b>2</b>	<b>32</b>	<b>.60</b>	<b>0</b>	<b>1</b>	<b>1</b>	<b>2</b>	<b>.04</b>	<b>0</b>	<b>0</b>	<b>7.5</b>	<b>.13</b>

-	Engelland, Richard.....(1969).....Elyria, Ohio																
---	--	--	--	--	--	--	--	--	--	--	--	--	--	--	--	--	--



# ALL-TIME ROSTER

14 Erickson, Langley ..... (2009) ..... Houston, Texas  
 3 Esko, Paul ..... 1989-90-91 ..... Irvine, Calif.

Season	SP	MP	K	K/S	E	TA	Pct	A	A/S	SA	SA/S	SE	DIG	D/S	RE	BS	BA	TB	B/S	BE	BHE	Points	Pts/S
1989	20	14	0	.00	0	0	.000	0	.00	2	.10	0	7	.35	0	0	0	0	.00	0	0	2.0	.10
1990	70	27	162	2.31	75	420	.207	7	.10	5	.07	0	128	1.83	0	4	10	14	.20	0	0	176.0	2.51
1991	49	24	32	.65	18	94	.149	2	.04	5	.10	0	32	.65	0	0	4	4	.08	0	0	39.0	.80
<b>TOTAL</b>	<b>139</b>	<b>65</b>	<b>194</b>	<b>1.40</b>	<b>93</b>	<b>514</b>	<b>.196</b>	<b>9</b>	<b>.06</b>	<b>12</b>	<b>.09</b>	<b>0</b>	<b>167</b>	<b>1.20</b>	<b>0</b>	<b>4</b>	<b>14</b>	<b>18</b>	<b>.13</b>	<b>0</b>	<b>0</b>	<b>217.0</b>	<b>1.56</b>

8 Esteves, Rene' ..... 1997-98-99-00 ..... San Juan, Puerto Rico

Season	SP	MP	K	K/S	E	TA	Pct	A	A/S	SA	SA/S	SE	DIG	D/S	RE	BS	BA	TB	B/S	BE	BHE	Points	Pts/S
1997	65	23	185	2.85	53	306	.431	6	.09	9	.14	0	49	.75	0	14	73	87	1.34	0	0	244.5	3.75
1998	95	27	403	4.24	95	664	.464	15	.16	14	.15	46	148	1.56	6	24	117	141	1.48	31	7	499.5	5.25
1999	92	27	438	4.76	98	731	.465	17	.18	4	.04	32	130	1.41	9	33	120	153	1.66	34	4	535.0	5.82
2000	91	28	330	3.63	55	523	.526	14	.15	14	.15	70	54	.59	1	22	107	129	1.42	21	0	419.5	4.60
<b>TOTAL</b>	<b>343</b>	<b>105</b>	<b>1356</b>	<b>3.95</b>	<b>301</b>	<b>2224</b>	<b>.474</b>	<b>52</b>	<b>.15</b>	<b>41</b>	<b>.12</b>	<b>148</b>	<b>381</b>	<b>1.11</b>	<b>16</b>	<b>93</b>	<b>417</b>	<b>510</b>	<b>1.49</b>	<b>86</b>	<b>11</b>	<b>1698.5</b>	<b>4.95</b>

F

11 Fash, Chris ..... 19(97)-98-99-00-01 ..... Orland Park, Ill.

Season	SP	MP	K	K/S	E	TA	Pct	A	A/S	SA	SA/S	SE	DIG	D/S	RE	BS	BA	TB	B/S	BE	BHE	Points	Pts/S
1998	20	15	56	2.80	21	99	.354	5	.25	1	.05	7	18	.90	1	1	7	8	.40	5	2	61.5	3.05
1999	65	24	329	5.06	159	648	.262	32	.49	13	.20	70	93	1.43	11	16	64	80	1.23	18	2	390.0	6.00
2000	92	29	499	5.42	169	916	.360	53	.58	24	.26	110	141	1.53	1	8	88	96	1.04	15	7	575.0	6.25
2001	88	25	390	4.43	128	759	.345	38	.43	18	.20	70	90	1.02	1	5	84	89	1.01	9	4	455.0	5.17
<b>TOTAL</b>	<b>265</b>	<b>93</b>	<b>1274</b>	<b>4.81</b>	<b>477</b>	<b>2422</b>	<b>.329</b>	<b>128</b>	<b>.48</b>	<b>56</b>	<b>.21</b>	<b>257</b>	<b>342</b>	<b>1.29</b>	<b>14</b>	<b>30</b>	<b>243</b>	<b>273</b>	<b>1.03</b>	<b>47</b>	<b>15</b>	<b>1481.5</b>	<b>5.59</b>

8 Fash, Tim ..... (2001) ..... Orland Park, Ill.  
 13 Ferguson, Keith ..... 1972-73-74 ..... Kettering, Ohio  
 14 Fernandez, Edwin ..... 1982-83-84 ..... Santurce, Puerto Rico  
 11 Fernandez, Ramon ..... (1983) ..... Santurce, Puerto Rico  
 - Finney, Jody ..... 1969 ..... Columbus, Ohio  
 17 Fipp, Mike ..... 2003-(04) ..... Huntington Beach, Calif.

Season	SP	MP	K	K/S	E	TA	Pct	A	A/S	SA	SA/S	SE	DIG	D/S	RE	BS	BA	TB	B/S	BE	BHE	Points	Pts/S
2003	7	5	0	.00	0	0	.000	0	.00	0	.00	0	7	1.00	3	0	0	0	.00	0	0	.0	.00
2004	0	0	0	.00	0	0	.000	0	.00	0	.00	0	0	.00	0	0	0	0	.00	0	0	.0	.00
<b>TOTAL</b>	<b>7</b>	<b>5</b>	<b>0</b>	<b>.00</b>	<b>0</b>	<b>0</b>	<b>.000</b>	<b>0</b>	<b>.00</b>	<b>0</b>	<b>.00</b>	<b>0</b>	<b>7</b>	<b>1.00</b>	<b>3</b>	<b>0</b>	<b>0</b>	<b>0</b>	<b>.00</b>	<b>0</b>	<b>0</b>	<b>.0</b>	<b>.00</b>

19 Flory, Mike ..... (1993) ..... Columbus, Ohio

Season	SP	MP	K	K/S	E	TA	Pct	A	A/S	SA	SA/S	SE	DIG	D/S	RE	BS	BA	TB	B/S	BE	BHE	Points	Pts/S
1993	1	1	0	.00	0	0	.000	0	.00	0	.00	0	0	.00	0	0	0	0	.00	0	0	.0	.00
<b>TOTAL</b>	<b>1</b>	<b>1</b>	<b>0</b>	<b>.00</b>	<b>0</b>	<b>0</b>	<b>.000</b>	<b>0</b>	<b>.00</b>	<b>0</b>	<b>.00</b>	<b>0</b>	<b>0</b>	<b>.00</b>	<b>0</b>	<b>0</b>	<b>0</b>	<b>0</b>	<b>.00</b>	<b>0</b>	<b>0</b>	<b>.0</b>	<b>.00</b>

7 Formolo, Curt ..... (1980) ..... El Toro, Calif.  
 6 Forster, Craig ..... 1978-79-80-81 ..... Philadelphia, Pa.  
 1 Franco, Joe ..... 1983-84 ..... Elizabeth, Colo.  
 16 Freier, Dale ..... 20(08)-09-10 ..... Lancaster, N.Y.

Season	SP	MP	K	K/S	E	TA	Pct	A	A/S	SA	SA/S	SE	DIG	D/S	RE	BS	BA	TB	B/S	BE	BHE	Points	Pts/S
2009	0	0	0	.00	0	0	.000	0	.00	0	.00	0	0	.00	0	0	0	0	.00	0	0	.0	.00
2010	2	1	1	.50	1	3	.000	0	.00	0	.00	0	0	.00	0	0	0	0	.00	0	0	1.0	.50
2011	1	1	1	1.00	0	2	.500	0	.00	0	.00	1	1	1.00	0	0	0	0	.00	0	0	1.0	1.00
<b>TOTAL</b>	<b>3</b>	<b>2</b>	<b>2</b>	<b>.67</b>	<b>1</b>	<b>5</b>	<b>.200</b>	<b>0</b>	<b>.00</b>	<b>0</b>	<b>.00</b>	<b>1</b>	<b>1</b>	<b>.33</b>	<b>0</b>	<b>0</b>	<b>0</b>	<b>0</b>	<b>.00</b>	<b>0</b>	<b>0</b>	<b>2.0</b>	<b>.67</b>

- Freeman, Pat ..... (1995) ..... Buffalo Grove, Ill.  
 13 Frette, David ..... 1988-89-90-91 ..... Tulsa, Okla.

Season	SP	MP	K	K/S	E	TA	Pct	A	A/S	SA	SA/S	SE	DIG	D/S	RE	BS	BA	TB	B/S	BE	BHE	Points	Pts/S
1989	68	20	106	1.56	47	208	.284	6	.09	6	.09	6	81	1.19	0	26	58	84	1.24	1	0	167.0	2.46
1990	91	26	299	3.29	103	623	.315	11	.12	11	.12	0	183	2.01	0	36	86	122	1.34	0	0	389.0	4.27
1991	96	28	396	4.12	121	768	.358	9	.09	13	.14	0	205	2.14	0	41	126	167	1.74	0	0	513.0	5.34
<b>TOTAL</b>	<b>255</b>	<b>74</b>	<b>801</b>	<b>3.14</b>	<b>271</b>	<b>1599</b>	<b>.331</b>	<b>26</b>	<b>.10</b>	<b>30</b>	<b>.12</b>	<b>6</b>	<b>469</b>	<b>1.84</b>	<b>0</b>	<b>103</b>	<b>270</b>	<b>373</b>	<b>1.46</b>	<b>1</b>	<b>0</b>	<b>1069.0</b>	<b>4.19</b>

- Fuller, Steven ..... (1969) ..... Westerville, Ohio

G

10 Gaines, Tony ..... 1973-74-75 ..... Garytown, Ohio



# ALL-TIME ROSTER

4 Garcia, Ricardo.....2001-02-03-04 San Juan, Puerto Rico

Season	SP	MP	K	K/S	E	TA	Pct	A	A/S	SA	SA/S	SE	DIG	D/S	RE	BS	BA	TB	B/S	BE	BHE	Points	Pts/S
2001	40	25	8	.20	6	24	.083	1	.03	2	.05	11	13	.32	1	0	2	2	.05	1	0	11.0	.28
2002	95	30	254	2.67	120	560	.239	21	.22	12	.13	61	148	1.56	5	0	50	50	.53	27	3	291.0	3.06
2003	0	0	0	.00	0	0	.000	0	.00	0	.00	0	0	.00	0	0	0	0	.00	0	0	.0	.00
2004	37	20	41	1.11	24	87	.195	2	.05	3	.08	13	22	.59	0	0	7	7	.19	3	0	47.5	1.27
<b>TOTAL</b>	<b>172</b>	<b>75</b>	<b>303</b>	<b>1.76</b>	<b>150</b>	<b>671</b>	<b>.228</b>	<b>24</b>	<b>.14</b>	<b>17</b>	<b>.10</b>	<b>85</b>	<b>183</b>	<b>1.06</b>	<b>6</b>	<b>0</b>	<b>59</b>	<b>59</b>	<b>.34</b>	<b>31</b>	<b>3</b>	<b>349.5</b>	<b>2.03</b>

- Gates, Randall .....(1968).....Cincinnati, Ohio

20 Gearhart, Kenton.....1968.....New Lebanon, Ohio

9-11 Geibel, Craig.....1990-91-92-93.....Tulsa, Okla.

Season	SP	MP	K	K/S	E	TA	Pct	A	A/S	SA	SA/S	SE	DIG	D/S	RE	BS	BA	TB	B/S	BE	BHE	Points	Pts/S
1990	53	27	57	1.08	21	137	.263	9	.17	6	.11	0	80	1.51	0	1	10	11	.21	0	0	69.0	1.30
1991	48	24	54	1.12	47	155	.045	2	.04	4	.08	0	73	1.52	0	0	21	21	.44	0	0	68.5	1.42
1992	102	30	280	2.75	142	680	.203	19	.19	16	.16	0	236	2.31	0	9	51	60	.59	0	0	330.5	3.24
1993	120	34	396	3.30	180	917	.236	23	.19	31	.26	0	339	2.83	0	22	80	102	.85	0	0	489.0	4.07
<b>TOTAL</b>	<b>323</b>	<b>115</b>	<b>787</b>	<b>2.44</b>	<b>390</b>	<b>1889</b>	<b>.210</b>	<b>53</b>	<b>.16</b>	<b>57</b>	<b>.18</b>	<b>0</b>	<b>728</b>	<b>2.25</b>	<b>0</b>	<b>32</b>	<b>162</b>	<b>194</b>	<b>.60</b>	<b>0</b>	<b>0</b>	<b>957.0</b>	<b>2.96</b>

5 Gertners, Vilnis.....19(77)-78-79.....Chicago, Ill.

5 Gerwitz, John.....(1990).....Eden, N.Y.

Season	SP	MP	K	K/S	E	TA	Pct	A	A/S	SA	SA/S	SE	DIG	D/S	RE	BS	BA	TB	B/S	BE	BHE	Points	Pts/S
1990	38	21	21	.55	18	78	.038	4	.11	5	.13	0	55	1.45	0	5	16	21	.55	0	0	39.0	1.03
<b>TOTAL</b>	<b>38</b>	<b>21</b>	<b>21</b>	<b>.55</b>	<b>18</b>	<b>78</b>	<b>.038</b>	<b>4</b>	<b>.11</b>	<b>5</b>	<b>.13</b>	<b>0</b>	<b>55</b>	<b>1.45</b>	<b>0</b>	<b>5</b>	<b>16</b>	<b>21</b>	<b>.55</b>	<b>0</b>	<b>0</b>	<b>39.0</b>	<b>1.03</b>

13 Gibson, Nick.....2010.....Shorewood, Wis.

Season	SP	MP	K	K/S	E	TA	Pct	A	A/S	SA	SA/S	SE	DIG	D/S	RE	BS	BA	TB	B/S	BE	BHE	Points	Pts/S
2010	24	15	40	1.67	8	80	.400	0	.00	1	.04	16	18	.75	1	1	4	5	.21	0	0	44.0	1.83
2011	9	7	11	1.22	10	29	.034	0	.00	2	.22	6	2	.22	0	1	3	4	.44	0	0	15.5	1.67
<b>TOTAL</b>	<b>33</b>	<b>22</b>	<b>51</b>	<b>1.55</b>	<b>18</b>	<b>109</b>	<b>.303</b>	<b>0</b>	<b>.00</b>	<b>3</b>	<b>.09</b>	<b>22</b>	<b>20</b>	<b>.61</b>	<b>1</b>	<b>2</b>	<b>7</b>	<b>9</b>	<b>.27</b>	<b>0</b>	<b>0</b>	<b>59.5</b>	<b>1.79</b>

3 Glover, James.....(1980).....San Clemente, Calif.

16 Gooden, Ray.....1991-(92).....Evanston, Ill.

Season	SP	MP	K	K/S	E	TA	Pct	A	A/S	SA	SA/S	SE	DIG	D/S	RE	BS	BA	TB	B/S	BE	BHE	Points	Pts/S
1991	13	9	9	.69	1	14	.571	66	5.08	3	.23	0	10	.77	0	0	2	2	.15	0	0	13.0	1.00
1992	0	0	0	.00	0	0	.000	0	.00	0	.00	0	0	.00	0	0	0	0	.00	0	0	.0	.00
1993	9	5	7	.78	1	11	.545	125	13.89	1	.11	0	18	2.00	0	0	3	3	.33	0	0	9.5	1.00
<b>TOTAL</b>	<b>22</b>	<b>14</b>	<b>16</b>	<b>.73</b>	<b>2</b>	<b>25</b>	<b>.560</b>	<b>191</b>	<b>8.68</b>	<b>4</b>	<b>.18</b>	<b>0</b>	<b>28</b>	<b>1.27</b>	<b>0</b>	<b>0</b>	<b>5</b>	<b>5</b>	<b>.23</b>	<b>0</b>	<b>0</b>	<b>22.5</b>	<b>1.00</b>

8 Greaves, Mark.....2003-04-05-06.....Fenton, Mo.

Season	SP	MP	K	K/S	E	TA	Pct	A	A/S	SA	SA/S	SE	DIG	D/S	RE	BS	BA	TB	B/S	BE	BHE	Points	Pts/S
2003	68	22	166	2.44	104	382	.162	10	.15	13	.19	83	101	1.49	23	5	31	36	.53	6	4	199.5	2.93
2004	102	30	336	3.29	155	721	.251	13	.13	36	.35	95	174	1.71	29	7	71	78	.76	2	3	414.5	4.06
2005	97	29	422	4.35	166	793	.323	26	.27	23	.24	83	140	1.44	15	3	55	58	.60	3	4	475.5	4.90
2006	34	14	119	3.50	62	276	.207	6	.18	1	.03	13	29	.85	5	0	21	21	.62	2	1	130.5	3.82
<b>TOTAL</b>	<b>301</b>	<b>95</b>	<b>1043</b>	<b>3.47</b>	<b>487</b>	<b>2172</b>	<b>.256</b>	<b>55</b>	<b>.18</b>	<b>73</b>	<b>.24</b>	<b>274</b>	<b>444</b>	<b>1.48</b>	<b>72</b>	<b>15</b>	<b>178</b>	<b>193</b>	<b>.64</b>	<b>13</b>	<b>12</b>	<b>1220.0</b>	<b>4.05</b>

9 Grinvalds, Karlis.....1979-80-81-82.....Albertson, N.Y.

7-8-9-15 Gurreri, Chris.....1984-85-86-87.....Amherst, N.Y.

## H

12-16 Hagemaster, Don.....1984-85-(86).....Homewood, Ill.

7 Hamilton, Brett.....2002-03-04.....Rockville, Md.

Season	SP	MP	K	K/S	E	TA	Pct	A	A/S	SA	SA/S	SE	DIG	D/S	RE	BS	BA	TB	B/S	BE	BHE	Points	Pts/S
2002	93	28	130	1.40	47	240	.346	1	.01	17	.18	84	15	.16	2	1	112	113	1.22	26	3	204.0	2.19
2003	41	17	75	1.83	22	133	.398	0	.00	9	.22	30	8	.20	1	0	41	41	1.00	13	1	104.5	2.54
2004	17	14	20	1.18	9	48	.229	2	.12	2	.12	9	4	.24	0	1	14	15	.88	1	0	30.0	1.76
<b>TOTAL</b>	<b>151</b>	<b>59</b>	<b>225</b>	<b>1.49</b>	<b>78</b>	<b>421</b>	<b>.349</b>	<b>3</b>	<b>.02</b>	<b>28</b>	<b>.19</b>	<b>123</b>	<b>27</b>	<b>.18</b>	<b>3</b>	<b>2</b>	<b>167</b>	<b>169</b>	<b>1.12</b>	<b>40</b>	<b>4</b>	<b>338.5</b>	<b>2.24</b>

14 Hanford, Charles.....1979.....Columbus, Ohio

16 Hankey, Matt.....20(04)-05-06-07.....Naperville, Ill.

Season	SP	MP	K	K/S	E	TA	Pct	A	A/S	SA	SA/S	SE	DIG	D/S	RE	BS	BA	TB	B/S	BE	BHE	Points	Pts/S
2004	0	0	0	.00	0	0	.000	0	.00	0	.00	0	0	.00	0	0	0	0	.00	0	0	.0	.00
2005	5	3	2	.40	5	14	-.214	0	.00	0	.00	1	2	.40	0	0	1	1	.20	0	1	2.5	.40
2006	54	25	79	1.46	30	182	.269	6	.11	10	.19	34	49	.91	8	1	23	24	.44	0	0	101.5	1.87
2007	27	18	35	1.30	12	60	.383	1	.04	5	.19	20	11	.41	3	0	5	5	.19	0	0	42.5	1.56
<b>TOTAL</b>	<b>86</b>	<b>46</b>	<b>116</b>	<b>1.35</b>	<b>47</b>	<b>256</b>	<b>.270</b>	<b>7</b>	<b>.08</b>	<b>15</b>	<b>.17</b>	<b>55</b>	<b>62</b>	<b>.72</b>	<b>11</b>	<b>1</b>	<b>29</b>	<b>30</b>	<b>.35</b>	<b>0</b>	<b>1</b>	<b>146.5</b>	<b>1.70</b>



# ALL-TIME ROSTER

- Haynes, Brad ..... (1993)

Season	SP	MP	K	K/S	E	TA	Pct	A	A/S	SA	SA/S	SE	DIG	D/S	RE	BS	BA	TB	B/S	BE	BHE	Points	Pts/S
1993	28	14	49	1.75	18	96	.323	2	0.07	5	0.18	0	27	0.96	0	3	31	34	1.21	0	0	72.5	2.57
<b>TOTAL</b>	<b>28</b>	<b>14</b>	<b>49</b>	<b>1.75</b>	<b>18</b>	<b>96</b>	<b>.323</b>	<b>2</b>	<b>0.07</b>	<b>5</b>	<b>0.18</b>	<b>0</b>	<b>27</b>	<b>0.96</b>	<b>0</b>	<b>3</b>	<b>31</b>	<b>34</b>	<b>1.21</b>	<b>0</b>	<b>0</b>	<b>72.5</b>	<b>2.57</b>

15 Hardin, Don ..... 1982-83 ..... Pittsburgh, Pa.

- Harper, Howard ..... (1969) ..... Mentor, Ohio

13 Haynes, Brad ..... 1993 ..... Williamsville, N.Y.

6 Hecht, Jeffrey ..... 1970-71-72-73 ..... Mansfield, Ohio

2 Heine, Kevin ..... 20(07)-08-09-10 ..... St. Louis, Mo.

Season	SP	MP	K	K/S	E	TA	Pct	A	A/S	SA	SA/S	SE	DIG	D/S	RE	BS	BA	TB	B/S	BE	BHE	Points	Pts/S
2008	56	18	109	1.95	22	186	.468	2	0.04	6	0.11	30	11	0.20	1	3	68	71	1.27	2	1	152.0	2.71
2009	76	25	181	2.38	37	317	.454	24	0.32	1	0.01	21	19	0.25	1	8	87	95	1.25	5	1	233.5	3.07
2010	89	26	191	2.15	41	338	.444	7	0.08	10	0.11	44	36	0.40	1	7	88	95	1.07	4	1	252.0	2.83
2011	108	31	242	2.24	57	400	.463	21	0.19	2	0.02	9	25	0.23	0	7	99	106	0.98	4	0	300.5	2.78
<b>TOTAL</b>	<b>329</b>	<b>100</b>	<b>723</b>	<b>2.20</b>	<b>157</b>	<b>1241</b>	<b>.456</b>	<b>54</b>	<b>0.16</b>	<b>19</b>	<b>0.06</b>	<b>104</b>	<b>91</b>	<b>0.28</b>	<b>3</b>	<b>25</b>	<b>342</b>	<b>367</b>	<b>1.12</b>	<b>15</b>	<b>3</b>	<b>938.0</b>	<b>2.85</b>

- Henneberger, James ..... (1968) ..... Hamilton, Ohio

2 Herrero, Orlando ..... 1995-96-97 ..... Rio Piedras, Puerto Rico

Season	SP	MP	K	K/S	E	TA	Pct	A	A/S	SA	SA/S	SE	DIG	D/S	RE	BS	BA	TB	B/S	BE	BHE	Points	Pts/S
1995	59	25	6	0.10	0	13	.462	47	0.80	4	0.07	0	25	0.42	0	0	1	1	0.02	0	0	10.5	0.17
1996	66	28	11	0.17	8	26	.115	66	1.00	9	0.14	0	35	0.53	0	0	1	1	0.02	0	0	20.5	0.30
1997	69	23	1	0.01	0	5	.200	19	0.28	0	0.00	0	25	0.36	0	0	0	0	0.00	0	0	1.0	0.01
<b>TOTAL</b>	<b>194</b>	<b>76</b>	<b>18</b>	<b>0.09</b>	<b>8</b>	<b>44</b>	<b>.227</b>	<b>132</b>	<b>0.68</b>	<b>13</b>	<b>0.07</b>	<b>0</b>	<b>85</b>	<b>0.44</b>	<b>0</b>	<b>0</b>	<b>2</b>	<b>2</b>	<b>0.01</b>	<b>0</b>	<b>0</b>	<b>32.0</b>	<b>0.16</b>

1-14-15 Herrero, Sam ..... 19(92)-93-94 ..... Rio Piedras, Puerto Rico

Season	SP	MP	K	K/S	E	TA	Pct	A	A/S	SA	SA/S	SE	DIG	D/S	RE	BS	BA	TB	B/S	BE	BHE	Points	Pts/S
1992	0	0	0	0.00	0	0	.000	0	0.00	0	0.00	0	0	0.00	0	0	0	0	0.00	0	0	0.0	0.00
1993	52	24	18	0.35	7	38	.289	1	0.02	2	0.04	0	34	0.65	0	0	4	4	0.08	0	0	22.0	0.42
1994	43	21	19	0.44	10	42	.214	4	0.09	1	0.02	0	19	0.44	0	1	2	3	0.07	0	0	22.0	0.51
<b>TOTAL</b>	<b>95</b>	<b>45</b>	<b>37</b>	<b>0.39</b>	<b>17</b>	<b>80</b>	<b>.250</b>	<b>5</b>	<b>0.05</b>	<b>3</b>	<b>0.03</b>	<b>0</b>	<b>53</b>	<b>0.56</b>	<b>0</b>	<b>1</b>	<b>6</b>	<b>7</b>	<b>0.07</b>	<b>0</b>	<b>0</b>	<b>44.0</b>	<b>0.46</b>

- Hicks, Benjamin ..... (1968) ..... Hamilton, Ohio

1 Hill, Mike ..... 1982 ..... El Toro, Calif.

6 Hill, Todd ..... 19(97)-98-99-00-01 ..... Dublin, Ohio

Season	SP	MP	K	K/S	E	TA	Pct	A	A/S	SA	SA/S	SE	DIG	D/S	RE	BS	BA	TB	B/S	BE	BHE	Points	Pts/S
1998	15	9	18	1.20	8	31	.323	2	.13	6	.40	6	14	.93	0	1	6	7	.47	3	0	28.0	1.87
1999	28	16	58	2.07	18	93	.430	4	.14	4	.14	11	25	.89	0	4	30	34	1.21	12	0	81.0	2.89
2000	34	21	43	1.26	13	70	.429	0	.00	3	.09	7	6	.18	0	4	22	26	.76	6	0	61.0	1.79
2001	99	28	203	2.05	51	331	.459	6	.06	14	.14	42	49	.49	0	11	139	150	1.52	31	4	297.5	3.00
<b>TOTAL</b>	<b>176</b>	<b>74</b>	<b>322</b>	<b>1.83</b>	<b>90</b>	<b>525</b>	<b>.442</b>	<b>12</b>	<b>.07</b>	<b>27</b>	<b>.15</b>	<b>66</b>	<b>94</b>	<b>.53</b>	<b>0</b>	<b>20</b>	<b>197</b>	<b>217</b>	<b>1.23</b>	<b>52</b>	<b>4</b>	<b>467.5</b>	<b>2.65</b>

3 Hock, Anthony ..... 2009-10 ..... Arnold, Mo.

Season	SP	MP	K	K/S	E	TA	Pct	A	A/S	SA	SA/S	SE	DIG	D/S	RE	BS	BA	TB	B/S	BE	BHE	Points	Pts/S
2009	65	24	0	.00	1	2	-.500	6	.09	3	.05	12	36	.55	7	0	0	0	.00	0	0	3.0	.05
2010	82	26	1	.01	0	1	1.000	9	.11	7	.09	19	74	.90	12	0	0	0	.00	0	0	8.0	.10
2011	107	31	6	.06	4	14	.143	6	.06	7	.07	27	85	.79	12	0	1	1	.01	0	0	13.5	.12
<b>TOTAL</b>	<b>254</b>	<b>81</b>	<b>7</b>	<b>.03</b>	<b>5</b>	<b>17</b>	<b>.118</b>	<b>21</b>	<b>.08</b>	<b>17</b>	<b>.07</b>	<b>58</b>	<b>195</b>	<b>.77</b>	<b>31</b>	<b>0</b>	<b>1</b>	<b>1</b>	<b>.00</b>	<b>0</b>	<b>0</b>	<b>24.5</b>	<b>.09</b>

2-8 Hofelich, Kurt ..... 1986-87-88-89 ..... Pittsburgh, Pa.

Season	SP	MP	K	K/S	E	TA	Pct	A	A/S	SA	SA/S	SE	DIG	D/S	RE	BS	BA	TB	B/S	BE	BHE	Points	Pts/S
1989	75	21	53	.71	25	123	.228	1012	13.49	7	.09	5	140	1.87	0	8	34	42	.56	1	0	85.0	1.13
<b>TOTAL</b>	<b>75</b>	<b>21</b>	<b>53</b>	<b>.71</b>	<b>25</b>	<b>123</b>	<b>.228</b>	<b>1012</b>	<b>13.49</b>	<b>7</b>	<b>.09</b>	<b>5</b>	<b>140</b>	<b>1.87</b>	<b>0</b>	<b>8</b>	<b>34</b>	<b>42</b>	<b>.56</b>	<b>1</b>	<b>0</b>	<b>85.0</b>	<b>1.13</b>

9 Hoff, Tom ..... 1992-93 ..... Park Ridge, Ill.

Season	SP	MP	K	K/S	E	TA	Pct	A	A/S	SA	SA/S	SE	DIG	D/S	RE	BS	BA	TB	B/S	BE	BHE	Points	Pts/S
1992	71	28	168	2.37	60	328	.329	7	.10	7	.10	0	77	1.08	0	16	64	80	1.13	0	0	223.0	3.14
1993	114	32	490	4.30	157	901	.370	20	.18	19	.17	0	155	1.36	0	32	152	184	1.61	0	0	617.0	5.41
<b>TOTAL</b>	<b>185</b>	<b>60</b>	<b>658</b>	<b>3.56</b>	<b>217</b>	<b>1229</b>	<b>.359</b>	<b>27</b>	<b>.15</b>	<b>26</b>	<b>.14</b>	<b>0</b>	<b>232</b>	<b>1.25</b>	<b>0</b>	<b>48</b>	<b>216</b>	<b>264</b>	<b>1.43</b>	<b>0</b>	<b>0</b>	<b>840.0</b>	<b>4.54</b>

1 Hohman, Dave ..... 19(94)-95-96-97-(98) ..... Pittsford, N.Y.

Season	SP	MP	K	K/S	E	TA	Pct	A	A/S	SA	SA/S	SE	DIG	D/S	RE	BS	BA	TB	B/S	BE	BHE	Points	Pts/S
1995	26	14	16	.62	10	39	.154	216	8.31	8	.31	0	20	.77	0	2	9	11	.42	0	0	30.5	1.15
1996	26	16	22	.85	6	34	.471	108	4.15	6	.23	0	25	.96	0	2	4	6	.23	0	0	32.0	1.23
1997	29	17	18	.62	4	32	.438	223	7.69	7	.24	0	30	1.03	0	3	14	17	.59	0	0	35.0	1.21
1998	41	23	11	.27	4	19	.368	131	3.20	2	.05	6	28	.68	0	0	5	5	.12	1	2	15.5	.37
<b>TOTAL</b>	<b>122</b>	<b>70</b>	<b>67</b>	<b>.55</b>	<b>24</b>	<b>124</b>	<b>.347</b>	<b>678</b>	<b>5.56</b>	<b>23</b>	<b>.19</b>	<b>6</b>	<b>103</b>	<b>.84</b>	<b>0</b>	<b>7</b>	<b>32</b>	<b>39</b>	<b>.32</b>	<b>1</b>	<b>2</b>	<b>113.0</b>	<b>.93</b>



# ALL-TIME ROSTER

3 Hotz, Troy .....1992-93 .....Hilo, Hawaii

Season	SP	MP	K	K/S	E	TA	Pct	A	A/S	SA	SA/S	SE	DIG	D/S	RE	BS	BA	TB	B/S	BE	BHE	Points	Pts/S
1992	52	25	76	1.46	42	182	.187	4	.08	8	.15	0	53	1.02	0	2	11	13	.25	0	0	91.5	1.75
1993	50	26	53	1.06	36	122	.139	1	.02	6	.12	0	51	1.02	0	2	17	19	.38	0	0	69.5	1.38
<b>TOTAL</b>	<b>102</b>	<b>51</b>	<b>129</b>	<b>1.26</b>	<b>78</b>	<b>304</b>	<b>.168</b>	<b>5</b>	<b>.05</b>	<b>14</b>	<b>.14</b>	<b>0</b>	<b>104</b>	<b>1.02</b>	<b>0</b>	<b>4</b>	<b>28</b>	<b>32</b>	<b>.31</b>	<b>0</b>	<b>0</b>	<b>161.0</b>	<b>1.58</b>

4-6 Houghton, Gary .....1982-83 .....Simi Valley, Calif.  
 17 Howard, John .....1976 .....Cleveland, Ohio  
 15 Howe, Todd .....19(92)-93 .....Rochester, N.Y.

Season	SP	MP	K	K/S	E	TA	Pct	A	A/S	SA	SA/S	SE	DIG	D/S	RE	BS	BA	TB	B/S	BE	BHE	Points	Pts/S
1992	0	0	0	.00	0	0	.000	0	.00	0	.00	0	0	.00	0	0	0	0	.00	0	0	.0	.00
1993	10	7	31	3.10	13	72	.250	3	.30	3	.30	0	29	2.90	0	4	7	11	1.10	0	0	41.5	4.10
<b>TOTAL</b>	<b>10</b>	<b>7</b>	<b>31</b>	<b>3.10</b>	<b>13</b>	<b>72</b>	<b>.250</b>	<b>3</b>	<b>.30</b>	<b>3</b>	<b>.30</b>	<b>0</b>	<b>29</b>	<b>2.90</b>	<b>0</b>	<b>4</b>	<b>7</b>	<b>11</b>	<b>1.10</b>	<b>0</b>	<b>0</b>	<b>41.5</b>	<b>4.10</b>

11-15 Hurst, Jeff .....1986-87-88-89 .....Sandpoint, Idaho

Season	SP	MP	K	K/S	E	TA	Pct	A	A/S	SA	SA/S	SE	DIG	D/S	RE	BS	BA	TB	B/S	BE	BHE	Points	Pts/S
1989	66	19	374	5.67	156	776	.281	18	.27	18	.27	8	177	2.68	2	8	24	32	.48	1	0	412.0	6.24
<b>TOTAL</b>	<b>66</b>	<b>19</b>	<b>374</b>	<b>5.67</b>	<b>156</b>	<b>776</b>	<b>.281</b>	<b>18</b>	<b>.27</b>	<b>18</b>	<b>.27</b>	<b>8</b>	<b>177</b>	<b>2.68</b>	<b>2</b>	<b>8</b>	<b>24</b>	<b>32</b>	<b>.48</b>	<b>1</b>	<b>0</b>	<b>412.0</b>	<b>6.24</b>

- Hust, John.....(1968).....Cincinnati, Ohio

I

3 Inveiss, Andy .....1977-78-79-81 .....Waukesha, Wis.  
 12 Irizarry, Elton.....19(81)-82 .....Ponce, Puerto Rico  
 7 Iverson, Ralph .....1977-78-79 .....Rockaway, N.J.

J

10 Jandasek, David .....1981-82-83-84 .....Brighton, Mich.  
 12 Johnwick, Bryan .....1996 .....Lisle, Ill.

Season	SP	MP	K	K/S	E	TA	Pct	A	A/S	SA	SA/S	SE	DIG	D/S	RE	BS	BA	TB	B/S	BE	BHE	Points	Pts/S
1996	24	13	33	1.38	7	58	.448	3	.12	4	.17	0	25	1.04	0	1	12	13	.54	0	0	44.0	1.83
<b>TOTAL</b>	<b>24</b>	<b>13</b>	<b>33</b>	<b>1.38</b>	<b>7</b>	<b>58</b>	<b>.448</b>	<b>3</b>	<b>.12</b>	<b>4</b>	<b>.17</b>	<b>0</b>	<b>25</b>	<b>1.04</b>	<b>0</b>	<b>1</b>	<b>12</b>	<b>13</b>	<b>.54</b>	<b>0</b>	<b>0</b>	<b>44.0</b>	<b>1.83</b>

15 Jorgensen, Tait.....(1999-2000).....Glendale, Wis.

K

3 Kaneps, Eric .....(1989) .....York, Pa.  
 13 Karklins, Andris .....1982-83 .....Indianapolis, Ind.  
 2 Katz, Stuart .....20(02)-03-04-05-06 .....Port Washington, N.Y.

Season	SP	MP	K	K/S	E	TA	Pct	A	A/S	SA	SA/S	SE	DIG	D/S	RE	BS	BA	TB	B/S	BE	BHE	Points	Pts/S
2003	88	28	6	.07	6	18	.000	8	.09	0	.00	7	163	1.85	20	1	0	1	.01	1	2	7.0	.08
2004	40	15	50	1.25	23	112	.241	7	.17	3	.08	12	32	.80	3	0	5	5	.12	0	0	55.5	1.38
2005	58	28	119	2.05	61	268	.216	10	.17	8	.14	24	64	1.10	3	2	17	19	.33	6	0	137.5	2.36
2006	100	31	278	2.78	120	634	.249	30	.30	16	.16	54	211	2.11	10	3	62	65	.65	12	1	328.0	3.28
<b>TOTAL</b>	<b>286</b>	<b>102</b>	<b>453</b>	<b>1.58</b>	<b>210</b>	<b>1032</b>	<b>.235</b>	<b>55</b>	<b>.19</b>	<b>27</b>	<b>.09</b>	<b>97</b>	<b>470</b>	<b>1.64</b>	<b>36</b>	<b>6</b>	<b>84</b>	<b>90</b>	<b>.31</b>	<b>19</b>	<b>3</b>	<b>528.0</b>	<b>1.85</b>

3 Kawczynski, Wotek .....(2001) .....Inverness, Ill.  
 1 Kehoe, Steven .....20(07)-08-09-10 .....Cincinnati, Ohio

Season	SP	MP	K	K/S	E	TA	Pct	A	A/S	SA	SA/S	SE	DIG	D/S	RE	BS	BA	TB	B/S	BE	BHE	Points	Pts/S
2008	46	25	2	.04	0	3	.667	85	1.85	6	.13	14	19	.41	0	0	2	2	.04	0	0	9.0	.20
2009	96	27	40	.42	16	97	.247	1218	12.69	20	.21	57	198	2.06	8	14	67	81	.84	10	12	107.5	1.11
2010	104	30	46	.44	9	103	.359	1391	13.38	38	.37	64	188	1.81	3	13	67	80	.77	4	8	130.5	1.25
2011	114	32	44	.39	10	99	.343	1318	11.56	33	.29	75	190	1.67	2	7	66	73	.64	2	9	117.0	1.03
<b>TOTAL</b>	<b>360</b>	<b>114</b>	<b>132</b>	<b>.37</b>	<b>35</b>	<b>302</b>	<b>.321</b>	<b>4012</b>	<b>11.14</b>	<b>97</b>	<b>.27</b>	<b>210</b>	<b>595</b>	<b>1.65</b>	<b>13</b>	<b>34</b>	<b>202</b>	<b>236</b>	<b>.66</b>	<b>16</b>	<b>29</b>	<b>364.0</b>	<b>1.01</b>

17 Kelly, Colin .....(2010) .....Orlando, Fla.

14 Kelley, John .....19(69)-70-71-72 .....Worthington, Ohio

1 Kercher, Keith .....19(72)-73 .....Allentown, Pa.

9 Kerewich, Phil .....1996-97-98-99 .....Wilmette, Ill.

Season	SP	MP	K	K/S	E	TA	Pct	A	A/S	SA	SA/S	SE	DIG	D/S	RE	BS	BA	TB	B/S	BE	BHE	Points	Pts/S
1996	93	29	334	3.59	168	648	.256	9	.10	15	.16	0	137	1.47	0	20	68	88	.95	0	0	403.0	4.33
1997	46	20	109	2.37	51	212	.274	8	.17	8	.17	0	48	1.04	0	5	27	32	.70	0	0	135.5	2.93
1998	73	24	310	4.25	117	562	.343	20	.27	8	.11	35	176	2.41	27	14	53	67	.92	13	2	358.5	4.90
1999	77	26	263	3.42	102	498	.323	22	.29	14	.18	55	182	2.36	24	19	51	70	.91	10	2	321.5	4.17
<b>TOTAL</b>	<b>289</b>	<b>99</b>	<b>1016</b>	<b>3.52</b>	<b>438</b>	<b>1920</b>	<b>.301</b>	<b>59</b>	<b>.20</b>	<b>45</b>	<b>.16</b>	<b>90</b>	<b>543</b>	<b>1.88</b>	<b>51</b>	<b>58</b>	<b>199</b>	<b>257</b>	<b>.89</b>	<b>23</b>	<b>4</b>	<b>1218.5</b>	<b>4.21</b>

6-10 Ketter, Jim .....1985-(86) .....Ft. Atkinson, Wis.





# ALL-TIME ROSTER

8 **Kildiss, Eric**.....1977-78.....Lombard, Ill.  
 8 **Klanac, John**.....20(07)-08-09-10.....Orchard Park, N.Y.

Season	SP	MP	K	K/S	E	TA	Pct	A	A/S	SA	SA/S	SE	DIG	D/S	RE	BS	BA	TB	B/S	BE	BHE	Points	Pts/S
2008	48	18	87	1.81	59	222	.126	9	.19	10	.21	35	51	1.06	9	0	19	19	.40	1	1	106.5	2.21
2009	75	21	213	2.84	85	471	.272	10	.13	18	.24	50	98	1.31	27	8	44	52	.69	11	1	261.0	3.48
2010	95	28	376	3.96	150	819	.276	15	.16	18	.19	90	118	1.24	26	10	35	45	.47	4	1	421.5	4.43
2011	111	32	372	3.35	123	732	.340	23	.21	24	.22	66	138	1.24	21	9	47	56	.50	11	1	428.5	3.86
<b>TOTAL</b>	<b>329</b>	<b>99</b>	<b>1048</b>	<b>3.19</b>	<b>417</b>	<b>2244</b>	<b>.281</b>	<b>57</b>	<b>.17</b>	<b>70</b>	<b>.21</b>	<b>241</b>	<b>405</b>	<b>1.23</b>	<b>83</b>	<b>27</b>	<b>145</b>	<b>172</b>	<b>.52</b>	<b>27</b>	<b>4</b>	<b>1217.5</b>	<b>3.70</b>

17 **Klein, Jeff**.....(2006).....Addison, Texas  
 13 **Klein, Robbie**.....20(05)-06-07-08-09.....Cincinnati, Ohio

Season	SP	MP	K	K/S	E	TA	Pct	A	A/S	SA	SA/S	SE	DIG	D/S	RE	BS	BA	TB	B/S	BE	BHE	Points	Pts/S
2006	96	32	228	2.38	126	542	.188	27	.28	25	.26	64	132	1.38	22	3	25	28	.29	3	0	268.5	2.79
2007	95	27	331	3.48	126	647	.317	17	.18	44	.46	121	121	1.27	19	5	53	58	.61	8	1	406.5	4.27
2008	102	28	395	3.87	182	915	.233	14	.14	33	.32	109	150	1.47	29	10	57	67	.66	4	4	466.5	4.57
2009	95	27	323	3.40	153	741	.229	9	.09	20	.21	74	105	1.11	21	12	43	55	.58	6	1	376.5	3.96
<b>TOTAL</b>	<b>388</b>	<b>114</b>	<b>1277</b>	<b>3.29</b>	<b>587</b>	<b>2845</b>	<b>.243</b>	<b>67</b>	<b>.17</b>	<b>122</b>	<b>.31</b>	<b>368</b>	<b>508</b>	<b>1.31</b>	<b>91</b>	<b>30</b>	<b>178</b>	<b>208</b>	<b>.54</b>	<b>21</b>	<b>6</b>	<b>1518.0</b>	<b>3.91</b>

10-17 **Kleinschmidt, Brandt**.....1989-91-92.....Madison, Wis.

Season	SP	MP	K	K/S	E	TA	Pct	A	A/S	SA	SA/S	SE	DIG	D/S	RE	BS	BA	TB	B/S	BE	BHE	Points	Pts/S
1991	63	26	109	1.73	33	224	.339	3	.05	12	.19	0	84	1.33	0	12	54	66	1.05	0	0	160.0	2.54
1992	85	28	191	2.25	72	408	.292	6	.07	10	.12	0	99	1.16	0	23	75	98	1.15	0	0	261.5	3.07
<b>TOTAL</b>	<b>148</b>	<b>54</b>	<b>300</b>	<b>2.03</b>	<b>105</b>	<b>632</b>	<b>.309</b>	<b>9</b>	<b>.06</b>	<b>22</b>	<b>.15</b>	<b>0</b>	<b>183</b>	<b>1.24</b>	<b>0</b>	<b>35</b>	<b>129</b>	<b>164</b>	<b>1.11</b>	<b>0</b>	<b>0</b>	<b>421.5</b>	<b>2.84</b>

14 **Knox, Dan**.....(1980).....Columbus, Ohio  
 5 **Koterba, Jeff**.....1995-96-97-98.....Martinsville, N.J.

Season	SP	MP	K	K/S	E	TA	Pct	A	A/S	SA	SA/S	SE	DIG	D/S	RE	BS	BA	TB	B/S	BE	BHE	Points	Pts/S
1995	31	14	54	1.74	17	107	.346	7	.23	7	.23	0	27	.87	0	6	28	34	1.10	0	0	81.0	2.61
1996	48	20	135	2.81	67	279	.244	18	.38	12	.25	0	62	1.29	0	5	24	29	.60	0	0	164.0	3.42
1997	42	20	101	2.40	49	194	.268	15	.36	15	.36	0	38	.90	0	4	16	20	.48	0	0	128.0	3.05
1998	92	27	465	5.05	199	886	.300	34	.37	27	.29	58	134	1.46	7	7	67	74	.80	23	4	532.5	5.78
<b>TOTAL</b>	<b>213</b>	<b>81</b>	<b>755</b>	<b>3.54</b>	<b>332</b>	<b>1466</b>	<b>.289</b>	<b>74</b>	<b>.35</b>	<b>61</b>	<b>.29</b>	<b>58</b>	<b>261</b>	<b>1.23</b>	<b>7</b>	<b>22</b>	<b>135</b>	<b>157</b>	<b>.74</b>	<b>23</b>	<b>4</b>	<b>905.5</b>	<b>4.25</b>

12 **Kovalenko, Mike**.....(1979).....Cleveland, Ohio  
 - **Kready, Robert**.....(1969).....Columbus, Ohio  
 10 **Kues, Brian**.....2007-08-09-10.....Loveland, Ohio

Season	SP	MP	K	K/S	E	TA	Pct	A	A/S	SA	SA/S	SE	DIG	D/S	RE	BS	BA	TB	B/S	BE	BHE	Points	Pts/S
2007	71	26	0	.00	1	1-1.000	2	.03	2	.03	12	19	.27	2	0	0	0	0	.00	0	0	2.0	.03
2008	43	22	0	.00	2	3-.667	4	.09	3	.07	7	24	.56	4	0	0	0	0	.00	0	0	3.0	.07
2009	43	21	0	.00	0	0-.000	1	.02	1	.02	7	16	.37	4	0	0	0	0	.00	0	0	1.0	.02
2010	6	3	0	.00	0	0-.000	0	.00	1	.17	1	1	.17	0	0	0	0	0	.00	0	0	1.0	.17
<b>TOTAL</b>	<b>163</b>	<b>72</b>	<b>0</b>	<b>.00</b>	<b>3</b>	<b>4-.750</b>	<b>7</b>	<b>.04</b>	<b>7</b>	<b>.04</b>	<b>27</b>	<b>60</b>	<b>.37</b>	<b>10</b>	<b>0</b>	<b>0</b>	<b>0</b>	<b>0</b>	<b>.00</b>	<b>0</b>	<b>0</b>	<b>7.0</b>	<b>.04</b>

20 **Kues, Derek**.....2010.....Loveland, Ohio

Season	SP	MP	K	K/S	E	TA	Pct	A	A/S	SA	SA/S	SE	DIG	D/S	RE	BS	BA	TB	B/S	BE	BHE	Points	Pts/S
2010	47	22	1	.02	0	1-1.000	2	.04	0	.00	0	6	.13	0	0	0	0	0	.00	0	0	1.0	.02
2011	60	26	0	.00	0	0-.000	2	.03	0	.00	2	11	.18	0	0	0	0	0	.00	0	0	.0	.00
<b>TOTAL</b>	<b>107</b>	<b>48</b>	<b>1</b>	<b>.01</b>	<b>0</b>	<b>1-1.000</b>	<b>4</b>	<b>.04</b>	<b>0</b>	<b>.00</b>	<b>2</b>	<b>17</b>	<b>.16</b>	<b>0</b>	<b>0</b>	<b>0</b>	<b>0</b>	<b>0</b>	<b>.00</b>	<b>0</b>	<b>0</b>	<b>1.0</b>	<b>.01</b>

L

10 **Laniauskas, Victor**.....1968.....Cleveland, Ohio  
 15 **Lavrisha, Frank**.....1979.....Cleveland, Ohio  
 4 **Lawrence, Kyle**.....2010.....Santa Monica, Calif.

Season	SP	MP	K	K/S	E	TA	Pct	A	A/S	SA	SA/S	SE	DIG	D/S	RE	BS	BA	TB	B/S	BE	BHE	Points	Pts/S
2010	2	2	0	.00	0	0-.000	7	3.50	0	.00	1	0	.00	0	0	0	0	0	.00	0	0	.0	.00
2011	4	4	0	.00	0	0-.000	30	7.50	0	.00	0	2	.50	0	0	0	0	0	.00	1	2	.0	.00
<b>TOTAL</b>	<b>6</b>	<b>6</b>	<b>0</b>	<b>.00</b>	<b>0</b>	<b>0-.000</b>	<b>37</b>	<b>6.17</b>	<b>0</b>	<b>.00</b>	<b>1</b>	<b>2</b>	<b>.33</b>	<b>0</b>	<b>0</b>	<b>0</b>	<b>0</b>	<b>0</b>	<b>.00</b>	<b>1</b>	<b>2</b>	<b>.0</b>	<b>.00</b>

- **Lawson, John**.....(1968).....Dayton, Ohio  
 5 **Leatherman, Richard**.....1970-71-72-73.....Columbus, Ohio  
 2 **Lehman, Greg**.....19(97)-98-99-00-01.....Galena, Ohio

Season	SP	MP	K	K/S	E	TA	Pct	A	A/S	SA	SA/S	SE	DIG	D/S	RE	BS	BA	TB	B/S	BE	BHE	Points	Pts/S
1998	35	20	99	2.83	25	160	.463	5	.14	6	.17	20	32	.91	14	1	13	14	.40	5	0	112.5	3.20
1999	48	21	119	2.48	39	226	.354	9	.19	12	.25	33	54	1.12	14	3	15	18	.38	5	3	141.5	2.94
2000	36	19	91	2.53	36	176	.312	5	.14	4	.11	31	32	.89	7	0	17	17	.47	2	2	103.5	2.86
2001	94	27	309	3.29	115	628	.309	26	.28	37	.39	61	153	1.63	23	6	56	62	.66	12	2	380.0	4.04
<b>TOTAL</b>	<b>213</b>	<b>87</b>	<b>618</b>	<b>2.90</b>	<b>215</b>	<b>1190</b>	<b>.339</b>	<b>45</b>	<b>.21</b>	<b>59</b>	<b>.28</b>	<b>145</b>	<b>271</b>	<b>1.27</b>	<b>58</b>	<b>10</b>	<b>101</b>	<b>111</b>	<b>.52</b>	<b>24</b>	<b>7</b>	<b>737.5</b>	<b>3.46</b>



# ALL-TIME ROSTER

16 **Lehman, Mark** .....2000-01-02-03..... Galena, Ohio

Season	SP	MP	K	K/S	E	TA	Pct	A	A/S	SA	SA/S	SE	DIG	D/S	RE	BS	BA	TB	B/S	BE	BHE	Points	Pts/S
2000	13	11	0	.00	0	0	.000	0	.00	1	0.08	1	2	.15	0	0	0	0	.00	0	0	1.0	.08
2001	71	27	1	.01	1	2	.000	2	.03	3	0.04	4	41	.58	4	1	1	2	.03	0	0	5.5	.07
2002	81	26	0	.00	0	0	.000	10	.12	2	0.02	9	69	.85	5	0	0	0	.00	0	1	2.0	.02
2003	82	27	0	.00	0	0	.000	4	.05	8	0.10	22	8	.10	0	0	0	0	.00	0	0	8.0	.10
<b>TOTAL</b>	<b>247</b>	<b>91</b>	<b>1</b>	<b>.00</b>	<b>1</b>	<b>2</b>	<b>.000</b>	<b>16</b>	<b>.06</b>	<b>14</b>	<b>0.06</b>	<b>36</b>	<b>120</b>	<b>.49</b>	<b>9</b>	<b>1</b>	<b>1</b>	<b>2</b>	<b>.01</b>	<b>0</b>	<b>1</b>	<b>16.5</b>	<b>.06</b>

15 **Lehman, Ronald** .....1968..... Westerville, Ohio

11 **Lelieveld, Rob** .....(1981)..... Winnipeg, Manitoba

18 **Lewis, Brandon** .....1993..... Farrell, Pa.

Season	SP	MP	K	K/S	E	TA	Pct	A	A/S	SA	SA/S	SE	DIG	D/S	RE	BS	BA	TB	B/S	BE	BHE	Points	Pts/S
1993	9	7	4	.44	0	4	1.000	52	5.78	0	0.00	0	4	.44	0	0	1	1	.11	0	0	4.5	.44
<b>TOTAL</b>	<b>9</b>	<b>7</b>	<b>4</b>	<b>.44</b>	<b>0</b>	<b>4</b>	<b>1.000</b>	<b>52</b>	<b>5.78</b>	<b>0</b>	<b>0.00</b>	<b>0</b>	<b>4</b>	<b>.44</b>	<b>0</b>	<b>0</b>	<b>1</b>	<b>1</b>	<b>.11</b>	<b>0</b>	<b>0</b>	<b>4.5</b>	<b>.44</b>

4 **Lexner, Matt** .....1992-93..... Cheektowaga, N.Y.

Season	SP	MP	K	K/S	E	TA	Pct	A	A/S	SA	SA/S	SE	DIG	D/S	RE	BS	BA	TB	B/S	BE	BHE	Points	Pts/S
1992	39	20	9	.23	10	32	-.031	3	.08	4	0.10	0	14	.36	0	0	3	3	.08	0	0	14.5	.36
1993	10	6	17	1.70	8	39	.231	0	.00	3	0.30	0	22	2.20	0	0	6	6	.60	0	0	23.0	2.30
<b>TOTAL</b>	<b>49</b>	<b>26</b>	<b>26</b>	<b>.53</b>	<b>18</b>	<b>71</b>	<b>.113</b>	<b>3</b>	<b>.06</b>	<b>7</b>	<b>0.14</b>	<b>0</b>	<b>36</b>	<b>.73</b>	<b>0</b>	<b>0</b>	<b>9</b>	<b>9</b>	<b>.18</b>	<b>0</b>	<b>0</b>	<b>37.5</b>	<b>.76</b>

- **Limbach, Gary** .....(1968)..... Westerville, Ohio

9 **Lindner, Phil** .....1984-85-(86)..... Columbus, Ohio

7 **Loberg, Alexander** .....1998..... Skein, Norway

Season	SP	MP	K	K/S	E	TA	Pct	A	A/S	SA	SA/S	SE	DIG	D/S	RE	BS	BA	TB	B/S	BE	BHE	Points	Pts/S
1998	9	5	0	.00	0	0	.000	1	.11	0	0.00	1	2	.22	0	0	0	0	.00	0	0	.0	.00
<b>TOTAL</b>	<b>9</b>	<b>5</b>	<b>0</b>	<b>.00</b>	<b>0</b>	<b>0</b>	<b>.000</b>	<b>1</b>	<b>.11</b>	<b>0</b>	<b>0.00</b>	<b>1</b>	<b>2</b>	<b>.22</b>	<b>0</b>	<b>0</b>	<b>0</b>	<b>0</b>	<b>.00</b>	<b>0</b>	<b>0</b>	<b>.0</b>	<b>.00</b>

10 **Loftus, John** .....1986-87-88-89..... Tonawanda, N.Y.

Season	SP	MP	K	K/S	E	TA	Pct	A	A/S	SA	SA/S	SE	DIG	D/S	RE	BS	BA	TB	B/S	BE	BHE	Points	Pts/S
1989	75	21	416	5.55	186	945	.243	18	.24	20	0.27	12	160	2.13	1	15	39	54	.72	1	0	470.5	6.27
<b>TOTAL</b>	<b>75</b>	<b>21</b>	<b>416</b>	<b>5.55</b>	<b>186</b>	<b>945</b>	<b>.243</b>	<b>18</b>	<b>.24</b>	<b>20</b>	<b>0.27</b>	<b>12</b>	<b>160</b>	<b>2.13</b>	<b>1</b>	<b>15</b>	<b>39</b>	<b>54</b>	<b>.72</b>	<b>1</b>	<b>0</b>	<b>470.5</b>	<b>6.27</b>

45 **Lueders, Richard** .....1968-69-70..... Cincinnati, Ohio

20 **Luhrsen, John** .....20(07)-08..... Wheaton, Ill.

Season	SP	MP	K	K/S	E	TA	Pct	A	A/S	SA	SA/S	SE	DIG	D/S	RE	BS	BA	TB	B/S	BE	BHE	Points	Pts/S
2008	22	14	1	.05	0	2	.500	0	.00	0	.00	6	6	.27	0	0	0	0	.00	0	0	1.0	.05
<b>TOTAL</b>	<b>22</b>	<b>14</b>	<b>1</b>	<b>.05</b>	<b>0</b>	<b>2</b>	<b>.500</b>	<b>0</b>	<b>.00</b>	<b>0</b>	<b>.00</b>	<b>6</b>	<b>6</b>	<b>.27</b>	<b>0</b>	<b>0</b>	<b>0</b>	<b>0</b>	<b>.00</b>	<b>0</b>	<b>0</b>	<b>1.0</b>	<b>.05</b>

M

10 **MacMann, Gordon** .....(1976)..... Cincinnati, Ohio

9 **Marchionda, Mike** .....1988..... Coraopolis, Pa.

12-16 **Marks, Matt** .....1986-87-88-89..... Albuquerque, N.M.

Season	SP	MP	K	K/S	E	TA	Pct	A	A/S	SA	SA/S	SE	DIG	D/S	RE	BS	BA	TB	B/S	BE	BHE	Points	Pts/S
1989	64	20	130	2.03	86	321	.137	28	.44	4	.06	1	131	2.05	1	7	23	30	.47	0	0	152.5	2.38
<b>TOTAL</b>	<b>64</b>	<b>20</b>	<b>130</b>	<b>2.03</b>	<b>86</b>	<b>321</b>	<b>.137</b>	<b>28</b>	<b>.44</b>	<b>4</b>	<b>.06</b>	<b>1</b>	<b>131</b>	<b>2.05</b>	<b>1</b>	<b>7</b>	<b>23</b>	<b>30</b>	<b>.47</b>	<b>0</b>	<b>0</b>	<b>152.5</b>	<b>2.38</b>

18 **Marlowe, Grant** .....(2004)..... Aurora, Ill.

5 **Marxuach, Eduardo** .....1995-96-97..... Guaynabo, Puerto Rico

15 **Martin, Conor** .....2005-06-07-08..... Avon Lake, Ohio

Season	SP	MP	K	K/S	E	TA	Pct	A	A/S	SA	SA/S	SE	DIG	D/S	RE	BS	BA	TB	B/S	BE	BHE	Points	Pts/S
2005	106	32	1	.01	0	5	.200	14	.13	0	.00	1	203	1.92	34	0	0	0	.00	0	1	1.0	.01
2006	85	27	0	.00	1	8	-.125	24	.28	0	.00	3	162	1.91	16	0	0	0	.00	0	0	.0	.00
2007	89	26	1	.01	7	11	-.545	21	.24	0	.00	1	154	1.73	18	0	0	0	.00	0	1	1.0	.01
2008	97	28	0	.00	0	2	.000	30	.31	0	.00	0	224	2.31	30	0	0	0	.00	0	3	.0	.00
<b>TOTAL</b>	<b>377</b>	<b>113</b>	<b>2</b>	<b>.01</b>	<b>8</b>	<b>26</b>	<b>-.231</b>	<b>89</b>	<b>.24</b>	<b>0</b>	<b>.00</b>	<b>5</b>	<b>743</b>	<b>1.97</b>	<b>98</b>	<b>0</b>	<b>0</b>	<b>0</b>	<b>.00</b>	<b>0</b>	<b>5</b>	<b>2.0</b>	<b>.01</b>

21 **Martin, Sean** .....20(07)-08-09-10..... Lakewood, Ohio

Season	SP	MP	K	K/S	E	TA	Pct	A	A/S	SA	SA/S	SE	DIG	D/S	RE	BS	BA	TB	B/S	BE	BHE	Points	Pts/S
2008	38	20	0	.00	0	0	.000	0	.00	1	.03	2	7	.18	0	0	0	0	.00	0	0	1.0	.03
2009	1	1	0	.00	0	0	.000	0	.00	0	.00	0	0	.00	0	0	0	0	.00	0	0	.0	.00
2010	4	3	0	.00	0	0	.000	0	.00	0	.00	0	1	.25	0	0	0	0	.00	0	0	.0	.00
2011	23	10	0	.00	0	0	.000	0	.00	2	.09	1	3	.13	0	0	0	0	.00	0	0	2.0	.09
<b>TOTAL</b>	<b>66</b>	<b>34</b>	<b>0</b>	<b>.00</b>	<b>0</b>	<b>0</b>	<b>.000</b>	<b>0</b>	<b>.00</b>	<b>3</b>	<b>.05</b>	<b>3</b>	<b>11</b>	<b>.17</b>	<b>0</b>	<b>0</b>	<b>0</b>	<b>0</b>	<b>.00</b>	<b>0</b>	<b>0</b>	<b>3.0</b>	<b>.05</b>



# ALL-TIME ROSTER

Marxuach, Eduardo.....1995-96-97.....Guaynabo, Puerto Rico

Season	SP	MP	K	K/S	E	TA	Pct	A	A/S	SA	SA/S	SE	DIG	D/S	RE	BS	BA	TB	B/S	BE	BHE	Points	Pts/S
1995	84	26	298	3.55	94	528	.386	10	.12	20	.24	0	120	1.43	0	17	80	97	1.15	0	0	375.0	4.46
1996	84	25	324	3.86	70	548	.464	18	.21	11	.13	0	109	1.30	0	21	103	124	1.48	0	0	407.5	4.85
1997	26	11	99	3.81	28	168	.423	8	.31	2	.08	0	20	.77	0	2	18	20	.77	0	0	112.0	4.31
<b>TOTAL</b>	<b>194</b>	<b>62</b>	<b>721</b>	<b>3.72</b>	<b>192</b>	<b>1244</b>	<b>.425</b>	<b>36</b>	<b>.19</b>	<b>33</b>	<b>.17</b>	<b>0</b>	<b>249</b>	<b>1.28</b>	<b>0</b>	<b>40</b>	<b>201</b>	<b>241</b>	<b>1.24</b>	<b>0</b>	<b>0</b>	<b>894.5</b>	<b>4.61</b>

4 Mathews, Daniel.....2005-06-07-08.....Shorewood, Wis.

Season	SP	MP	K	K/S	E	TA	Pct	A	A/S	SA	SA/S	SE	DIG	D/S	RE	BS	BA	TB	B/S	BE	BHE	Points	Pts/S
2005	111	32	82	.74	25	167	.341	1454	13.10	32	.29	62	164	1.48	0	14	101	115	1.04	21	32	178.5	1.60
2006	112	32	93	.83	33	192	.312	1408	12.57	19	.17	75	152	1.36	0	13	87	100	.89	20	10	168.5	1.50
2007	95	27	68	.72	30	121	.314	1263	13.29	35	.37	87	107	1.13	1	9	84	93	.98	16	13	154.0	1.62
2008	97	28	46	.47	18	106	.264	1166	12.02	21	.22	66	170	1.75	0	14	94	108	1.11	27	20	128.0	1.32
<b>TOTAL</b>	<b>415</b>	<b>119</b>	<b>289</b>	<b>.70</b>	<b>106</b>	<b>586</b>	<b>.312</b>	<b>5291</b>	<b>12.75</b>	<b>107</b>	<b>.26</b>	<b>290</b>	<b>593</b>	<b>1.43</b>	<b>1</b>	<b>50</b>	<b>366</b>	<b>416</b>	<b>1.00</b>	<b>84</b>	<b>75</b>	<b>629.0</b>	<b>1.52</b>

13 McCants, Casey.....1994-95-(96).....Corona Del Mar, Calif.

Season	SP	MP	K	K/S	E	TA	Pct	A	A/S	SA	SA/S	SE	DIG	D/S	RE	BS	BA	TB	B/S	BE	BHE	Points	Pts/S
1994	28	16	39	1.39	21	86	.209	3	.11	7	.25	0	28	1.00	0	2	4	6	.21	0	0	50.0	1.79
1995	33	15	75	2.27	30	150	.300	2	.06	6	.18	0	35	1.06	0	3	5	8	.24	0	0	86.5	2.61
<b>TOTAL</b>	<b>61</b>	<b>31</b>	<b>114</b>	<b>1.87</b>	<b>51</b>	<b>236</b>	<b>.267</b>	<b>5</b>	<b>.08</b>	<b>13</b>	<b>.21</b>	<b>0</b>	<b>63</b>	<b>1.03</b>	<b>0</b>	<b>5</b>	<b>9</b>	<b>14</b>	<b>.23</b>	<b>0</b>	<b>0</b>	<b>136.5</b>	<b>2.23</b>

21 McCormick, Blake.....(2008).....Dublin, Ohio  
 8-9 McDonald, Thomas.....1972-73.....Columbus, Ohio  
 7 McDougle, Dennis.....1970-71-72-73.....Worthington, Ohio  
 11 McKeown, John.....1990.....Laguna Beach, Calif.

Season	SP	MP	K	K/S	E	TA	Pct	A	A/S	SA	SA/S	SE	DIG	D/S	RE	BS	BA	TB	B/S	BE	BHE	Points	Pts/S
1990	78	27	264	3.38	167	712	.136	24	.31	12	.15	0	123	1.58	0	8	29	37	.47	0	0	298.5	3.82
<b>TOTAL</b>	<b>78</b>	<b>27</b>	<b>264</b>	<b>3.38</b>	<b>167</b>	<b>712</b>	<b>.136</b>	<b>24</b>	<b>.31</b>	<b>12</b>	<b>.15</b>	<b>0</b>	<b>123</b>	<b>1.58</b>	<b>0</b>	<b>8</b>	<b>29</b>	<b>37</b>	<b>.47</b>	<b>0</b>	<b>0</b>	<b>298.5</b>	<b>3.82</b>

13-16 McLain, Ross.....19(96)-97-98-99-00.....Lebanon, Ohio

Season	SP	MP	K	K/S	E	TA	Pct	A	A/S	SA	SA/S	SE	DIG	D/S	RE	BS	BA	TB	B/S	BE	BHE	Points	Pts/S
1997	9	5	6	.67	2	8	.500	1	.11	1	.11	0	7	.78	0	0	0	0	.00	0	0	7.0	.78
1998	60	24	9	.15	6	22	.136	0	.00	2	.03	5	20	.33	4	0	0	0	.00	0	0	11.0	.18
1999	70	27	3	.04	1	7	.286	0	.00	3	.04	7	24	.34	0	0	1	1	.01	1	0	6.5	.09
2000	76	26	7	.09	0	12	.583	10	.13	0	.00	4	145	1.91	19	0	0	0	.00	0	0	7.0	.09
<b>TOTAL</b>	<b>215</b>	<b>82</b>	<b>25</b>	<b>.12</b>	<b>9</b>	<b>49</b>	<b>.327</b>	<b>11</b>	<b>.05</b>	<b>6</b>	<b>.03</b>	<b>16</b>	<b>196</b>	<b>.91</b>	<b>23</b>	<b>0</b>	<b>1</b>	<b>1</b>	<b>.00</b>	<b>1</b>	<b>0</b>	<b>31.5</b>	<b>.14</b>

- McMichael, Thomas.....1971.....Spencerville, Ohio  
 13-14-17 McMillan, Colin..19(96)-97-98-99-00.....Burlington, Wis.

Season	SP	MP	K	K/S	E	TA	Pct	A	A/S	SA	SA/S	SE	DIG	D/S	RE	BS	BA	TB	B/S	BE	BHE	Points	Pts/S
1997	72	26	189	2.62	30	316	.503	6	.08	18	.25	0	52	.72	0	20	78	98	1.36	0	0	266.0	3.69
1998	97	27	323	3.33	60	574	.458	9	.09	14	.14	61	115	1.19	7	24	112	136	1.40	20	3	417.0	4.30
1999	91	27	345	3.79	70	604	.455	13	.14	9	.10	33	94	1.03	5	14	132	146	1.60	10	3	434.0	4.77
2000	93	29	349	3.75	41	595	.518	6	.06	18	.19	87	37	.40	0	17	151	168	1.81	26	3	459.5	4.94
<b>TOTAL</b>	<b>353</b>	<b>109</b>	<b>1206</b>	<b>3.42</b>	<b>201</b>	<b>2089</b>	<b>.481</b>	<b>34</b>	<b>.10</b>	<b>59</b>	<b>.17</b>	<b>181</b>	<b>298</b>	<b>.84</b>	<b>12</b>	<b>75</b>	<b>473</b>	<b>548</b>	<b>1.55</b>	<b>56</b>	<b>9</b>	<b>1576.5</b>	<b>4.46</b>

1 Meske, Dan.....2004-05-06-07.....Willow Spring, Ill.

Season	SP	MP	K	K/S	E	TA	Pct	A	A/S	SA	SA/S	SE	DIG	D/S	RE	BS	BA	TB	B/S	BE	BHE	Points	Pts/S
2004	97	30	1	.01	1	14	.000	22	.23	0	.00	2	198	2.04	44	0	0	0	.00	0	3	1.0	.01
2005	100	32	2	.02	2	8	.000	3	.03	7	.07	15	26	.26	5	0	0	0	.00	0	0	9.0	.09
2006	106	32	2	.02	0	5	.400	9	.08	6	.06	16	55	.52	11	0	1	1	.01	0	0	8.5	.08
2007	71	23	216	3.04	56	449	.356	13	.18	21	.30	47	99	1.39	1	2	25	27	.38	3	3	251.5	3.54
<b>TOTAL</b>	<b>374</b>	<b>117</b>	<b>221</b>	<b>.59</b>	<b>59</b>	<b>476</b>	<b>.340</b>	<b>47</b>	<b>.13</b>	<b>34</b>	<b>.09</b>	<b>80</b>	<b>378</b>	<b>1.01</b>	<b>61</b>	<b>2</b>	<b>26</b>	<b>28</b>	<b>.07</b>	<b>3</b>	<b>6</b>	<b>270.0</b>	<b>.72</b>

9 Mihacevich, Dan.....1994-95-96-97.....Brunswick, Ohio

Season	SP	MP	K	K/S	E	TA	Pct	A	A/S	SA	SA/S	SE	DIG	D/S	RE	BS	BA	TB	B/S	BE	BHE	Points	Pts/S
1994	54	26	107	1.98	36	203	.350	8	.15	10	.19	0	51	.94	0	7	35	42	.78	0	0	141.5	2.61
1995	95	28	385	4.05	142	750	.324	17	.18	16	.17	0	154	1.62	0	10	41	51	.54	0	0	431.5	4.54
1996	94	27	468	4.98	160	931	.331	34	.36	34	.36	0	156	1.66	0	8	38	46	.49	0	0	529.0	5.63
1997	73	23	346	4.74	147	747	.266	29	.40	18	.25	0	160	2.19	0	11	45	56	.77	0	0	397.5	5.44
<b>TOTAL</b>	<b>316</b>	<b>104</b>	<b>1306</b>	<b>4.13</b>	<b>485</b>	<b>2631</b>	<b>.312</b>	<b>88</b>	<b>.28</b>	<b>78</b>	<b>.25</b>	<b>0</b>	<b>521</b>	<b>1.65</b>	<b>0</b>	<b>36</b>	<b>159</b>	<b>195</b>	<b>.62</b>	<b>0</b>	<b>0</b>	<b>1499.5</b>	<b>4.74</b>

4 Minerich, Phillip.....1974-75-76.....Medina, Ohio  
 10 Montrose, David.....(1986).....Marengo, Ohio



# ALL-TIME ROSTER

3 **Morales, Joerel** ..... 2004-05-06-07 ..... Caguas, Puerto Rico

Season	SP	MP	K	K/S	E	TA	Pct	A	A/S	SA	SA/S	SE	DIG	D/S	RE	BS	BA	TB	B/S	BE	BHE	Points	Pts/S
2004	6	3	1	.17	0	3	.333	53	8.83	1	.17	1	3	.50	0	0	6	6	1.00	0	0	5.0	.83
2005	3	3	0	.00	0	0	.000	9	3.00	0	.00	1	2	.67	0	0	0	0	.00	0	0	.0	.00
2006	9	6	0	.00	0	1	.000	14	1.56	0	.00	1	7	.78	0	0	0	0	.00	0	0	.0	.00
2007	1	1	0	.00	0	0	.000	0	.00	0	.00	0	0	.00	0	0	0	0	.00	0	0	.0	.00
<b>TOTAL</b>	<b>19</b>	<b>13</b>	<b>1</b>	<b>.05</b>	<b>0</b>	<b>4</b>	<b>.250</b>	<b>76</b>	<b>4.00</b>	<b>1</b>	<b>.05</b>	<b>3</b>	<b>12</b>	<b>.63</b>	<b>0</b>	<b>0</b>	<b>6</b>	<b>6</b>	<b>.32</b>	<b>0</b>	<b>0</b>	<b>5.0</b>	<b>.26</b>

- 13 **Moye, Andy** ..... 1979 ..... Worthington, Ohio
- 55 **Murdock, James** ..... 1968-69 ..... Columbus, Ohio
- 7 **Murphy, Matt** ..... 1981-82 ..... Tampa, Fla.

**N**

- 40 **Noonan, Michael** ..... 19(68)-69 ..... Westerville, Ohio
- 3 **Norcia, Pete** ..... 1982-83-84 ..... Waukesha, Wis.

**O**

19 **Oliveira, Bronson** ..... (2007) ..... Los Angeles, Calif.

3 **Oliver, Jay** ..... (1994) ..... Perrysburg, Ohio

Season	SP	MP	K	K/S	E	TA	Pct	A	A/S	SA	SA/S	SE	DIG	D/S	RE	BS	BA	TB	B/S	BE	BHE	Points	Pts/S
1994	3	3	5	1.67	1	8	.500	0	.00	0	.00	0	3	1.00	0	0	1	1	.33	0	0	5.5	1.67
<b>TOTAL</b>	<b>3</b>	<b>3</b>	<b>5</b>	<b>1.67</b>	<b>1</b>	<b>8</b>	<b>.500</b>	<b>0</b>	<b>.00</b>	<b>0</b>	<b>.00</b>	<b>0</b>	<b>3</b>	<b>1.00</b>	<b>0</b>	<b>0</b>	<b>1</b>	<b>1</b>	<b>.33</b>	<b>0</b>	<b>0</b>	<b>5.5</b>	<b>1.67</b>

12 **Olree, Pieter** ..... 19(98)-99-00-01-02 ..... Reading, Pa.

Season	SP	MP	K	K/S	E	TA	Pct	A	A/S	SA	SA/S	SE	DIG	D/S	RE	BS	BA	TB	B/S	BE	BHE	Points	Pts/S
1999	44	16	183	4.16	77	363	.292	11	.25	2	.05	27	65	1.48	3	6	27	33	.75	7	2	204.5	4.64
2000	91	29	446	4.90	180	847	.314	30	.33	29	.32	110	196	2.15	47	9	70	79	.87	12	2	519.0	5.70
2001	98	28	340	3.47	123	642	.338	18	.18	38	.39	102	150	1.53	33	7	63	70	.71	10	3	416.5	4.24
2002	108	30	614	5.69	176	1110	.395	25	.23	40	.37	116	158	1.46	22	2	80	82	.76	9	6	696.0	6.44
<b>TOTAL</b>	<b>341</b>	<b>103</b>	<b>1583</b>	<b>4.64</b>	<b>556</b>	<b>2962</b>	<b>.347</b>	<b>84</b>	<b>.25</b>	<b>109</b>	<b>.32</b>	<b>355</b>	<b>569</b>	<b>1.67</b>	<b>105</b>	<b>24</b>	<b>240</b>	<b>264</b>	<b>.77</b>	<b>38</b>	<b>13</b>	<b>1836.0</b>	<b>5.38</b>

- 16 **Opperman, Steve** ..... (1984) ..... New Bremen, Ohio
- 13 **Osborne, DeWayne** ..... 1980-(81) ..... Ponce City, Okla.
- 14 **Osman, Gary** ..... 1976-77-78 ..... Stow, Ohio
- 5 **Overman, Grayson** ..... 2010 ..... San Clemente, Calif.

Season	SP	MP	K	K/S	E	TA	Pct	A	A/S	SA	SA/S	SE	DIG	D/S	RE	BS	BA	TB	B/S	BE	BHE	Points	Pts/S
2010	64	20	95	1.48	26	179	.385	16	.25	15	.23	40	16	.25	0	10	73	83	1.30	11	0	156.5	2.44
2011	96	29	155	1.61	29	272	.463	16	.17	8	.08	54	27	.28	1	9	96	105	1.09	15	0	220.0	2.29
<b>TOTAL</b>	<b>160</b>	<b>49</b>	<b>250</b>	<b>1.56</b>	<b>55</b>	<b>451</b>	<b>.432</b>	<b>32</b>	<b>.20</b>	<b>23</b>	<b>.14</b>	<b>94</b>	<b>43</b>	<b>.27</b>	<b>1</b>	<b>19</b>	<b>169</b>	<b>188</b>	<b>1.17</b>	<b>26</b>	<b>0</b>	<b>376.5</b>	<b>2.35</b>

**P**

6 **Peckham, Mark** ..... 2001-02-03-04 ..... London, Ontario

Season	SP	MP	K	K/S	E	TA	Pct	A	A/S	SA	SA/S	SE	DIG	D/S	RE	BS	BA	TB	B/S	BE	BHE	Points	Pts/S
2001	49	16	31	.63	8	50	.460	576	11.76	6	.12	28	56	1.14	0	4	37	41	.84	8	12	59.5	1.20
2002	106	30	70	.66	18	131	.397	1421	13.41	18	.17	62	129	1.22	0	6	78	84	.79	15	27	133.0	1.25
2003	101	28	56	.55	21	119	.294	1377	13.63	13	.13	48	154	1.52	0	7	76	83	.82	14	33	114.0	1.13
2004	103	30	64	.62	11	114	.465	1349	13.10	14	.14	33	186	1.81	2	15	81	96	.93	17	23	133.5	1.29
<b>TOTAL</b>	<b>359</b>	<b>104</b>	<b>221</b>	<b>.62</b>	<b>58</b>	<b>414</b>	<b>.394</b>	<b>4723</b>	<b>13.16</b>	<b>51</b>	<b>.14</b>	<b>171</b>	<b>525</b>	<b>1.46</b>	<b>2</b>	<b>32</b>	<b>272</b>	<b>304</b>	<b>.85</b>	<b>54</b>	<b>95</b>	<b>440.0</b>	<b>1.23</b>

10 **Pedersen, Adam** ..... 2001-02-03-04 ..... Muskego, Wis.

Season	SP	MP	K	K/S	E	TA	Pct	A	A/S	SA	SA/S	SE	DIG	D/S	RE	BS	BA	TB	B/S	BE	BHE	Points	Pts/S
2001	98	28	135	1.38	38	262	.370	4	.04	8	.08	21	27	.28	0	12	123	135	1.38	13	0	216.5	2.20
2002	91	27	209	2.30	36	344	.503	5	.05	12	.13	30	28	.31	0	5	96	101	1.11	10	2	274.0	3.01
2003	98	28	216	2.20	41	366	.478	1	.01	5	.05	9	26	.27	1	6	98	104	1.06	19	3	276.0	2.82
2004	72	25	183	2.54	49	328	.409	2	.03	2	.03	4	28	.39	1	8	79	87	1.21	14	0	232.5	3.22
<b>TOTAL</b>	<b>359</b>	<b>108</b>	<b>743</b>	<b>2.07</b>	<b>164</b>	<b>1300</b>	<b>.445</b>	<b>12</b>	<b>.03</b>	<b>27</b>	<b>.08</b>	<b>64</b>	<b>109</b>	<b>.30</b>	<b>2</b>	<b>31</b>	<b>396</b>	<b>427</b>	<b>1.19</b>	<b>56</b>	<b>5</b>	<b>999.0</b>	<b>2.78</b>

8-10 **Pereira, Jose** ..... 1997-98-99 ..... San Juan, Puerto Rico

Season	SP	MP	K	K/S	E	TA	Pct	A	A/S	SA	SA/S	SE	DIG	D/S	RE	BS	BA	TB	B/S	BE	BHE	Points	Pts/S
1997	81	26	276	3.41	122	526	.293	27	.33	26	.32	0	128	1.58	0	10	42	52	.64	0	0	333.0	4.11
1998	40	17	127	3.17	48	238	.332	20	.50	10	.25	46	89	2.22	10	2	13	15	.38	4	3	145.5	3.62
1999	65	27	177	2.72	78	337	.294	18	.28	7	.11	41	81	1.25	9	5	28	33	.51	4	4	203.0	3.12
<b>TOTAL</b>	<b>186</b>	<b>70</b>	<b>580</b>	<b>3.12</b>	<b>248</b>	<b>1101</b>	<b>.302</b>	<b>65</b>	<b>.35</b>	<b>43</b>	<b>.23</b>	<b>87</b>	<b>298</b>	<b>1.60</b>	<b>19</b>	<b>17</b>	<b>83</b>	<b>100</b>	<b>.54</b>	<b>8</b>	<b>7</b>	<b>681.5</b>	<b>3.66</b>

- **Peterson, William** ..... (1969) ..... Toledo, Ohio
- **Petrek, John** ..... (1969) ..... Hubbard, Ohio
- 13 **Petrie, Trent** ..... 1984-85 ..... Champaign, Ill.



# ALL-TIME ROSTER

17 Piechowski, Michael ..... 2011 ..... Los Angeles, Calif.

Season	SP	MP	K	K/S	E	TA	Pct	A	A/S	SA	SA/S	SE	DIG	D/S	RE	BS	BA	TB	B/S	BE	BHE	Points	Pts/S
2011	2	1	0	0.00	0	0	.000	0	0.00	0	0.00	0	2	1.00	1	0	0	0	0.00	0	0	0.0	0.00
<b>TOTAL</b>	<b>2</b>	<b>1</b>	<b>0</b>	<b>0.00</b>	<b>0</b>	<b>0</b>	<b>.000</b>	<b>0</b>	<b>0.00</b>	<b>0</b>	<b>0.00</b>	<b>0</b>	<b>2</b>	<b>1.00</b>	<b>1</b>	<b>0</b>	<b>0</b>	<b>0</b>	<b>0.00</b>	<b>0</b>	<b>0</b>	<b>0.0</b>	<b>0.00</b>

8 Plume, Andrejs ..... (1983) ..... Buffalo Grove, Ill.  
 7 Porter, Kenneth ..... 1975-76 ..... Portsmouth, Ohio  
 2 Potter, Steve ..... 1992-93-94-95 ..... Upper St. Clair, Pa.

Season	SP	MP	K	K/S	E	TA	Pct	A	A/S	SA	SA/S	SE	DIG	D/S	RE	BS	BA	TB	B/S	BE	BHE	Points	Pts/S
1992	71	30	172	2.42	83	395	.225	10	0.14	6	0.08	0	70	0.99	0	2	23	25	0.35	0	0	191.5	2.69
1993	105	34	397	3.78	169	840	.271	42	0.40	25	0.24	0	126	1.20	0	10	92	102	0.97	0	0	478.0	4.55
1994	110	31	568	5.16	202	1118	.327	33	0.30	45	0.41	0	204	1.85	0	18	71	89	0.81	0	0	666.5	6.05
1995	90	28	447	4.97	151	876	.338	39	0.43	47	0.52	0	159	1.77	0	12	62	74	0.82	0	0	537.0	5.97
<b>TOTAL</b>	<b>376</b>	<b>123</b>	<b>1584</b>	<b>4.21</b>	<b>605</b>	<b>3229</b>	<b>.303</b>	<b>124</b>	<b>0.33</b>	<b>123</b>	<b>0.33</b>	<b>0</b>	<b>559</b>	<b>1.49</b>	<b>0</b>	<b>42</b>	<b>248</b>	<b>290</b>	<b>0.77</b>	<b>0</b>	<b>0</b>	<b>1873.0</b>	<b>4.98</b>

- Price, Charles ..... (1968) ..... Dunkirk, Ohio

R

3 Randolph, Greg ..... 2002-03 ..... Worthington, Ohio

Season	SP	MP	K	K/S	E	TA	Pct	A	A/S	SA	SA/S	SE	DIG	D/S	RE	BS	BA	TB	B/S	BE	BHE	Points	Pts/S
2002	35	19	7	0.20	3	14	.286	0	0.00	1	0.03	7	7	0.20	0	0	0	0	0.00	0	1	8.0	0.23
2003	3	3	0	0.00	0	0	.000	0	0.00	0	0.00	2	0	0.00	0	0	0	0	0.00	0	0	0.0	0.00
<b>TOTAL</b>	<b>38</b>	<b>22</b>	<b>7</b>	<b>0.18</b>	<b>3</b>	<b>14</b>	<b>.286</b>	<b>0</b>	<b>0.00</b>	<b>1</b>	<b>0.03</b>	<b>9</b>	<b>7</b>	<b>0.18</b>	<b>0</b>	<b>0</b>	<b>0</b>	<b>0</b>	<b>0.00</b>	<b>0</b>	<b>1</b>	<b>8.0</b>	<b>0.21</b>

10 Ramirez, Carolos ..... (2005) ..... Caguas, Puerto Rico  
 1-3-8 Ramirez, Honesto ..... 1984-85-86-87 ..... Point Charlotte, Fla.  
 - Rastberger, Justin ..... (2003) ..... Mechanicsville, Va.  
 50 Reid II, Arden ..... 1968 ..... Columbus, Ohio  
 - Reinhart, Thomas ..... 1968 ..... Cinnaminson, N.J.  
 8 Reimann, Andy ..... (1982) ..... Park Ridge, Ill.  
 4 Rembert, Errole ..... 1971-72-73 ..... Cleveland, Ohio  
 5 Riley, Kevin ..... 1991-92-93 ..... Depew, N.Y.

Season	SP	MP	K	K/S	E	TA	Pct	A	A/S	SA	SA/S	SE	DIG	D/S	RE	BS	BA	TB	B/S	BE	BHE	Points	Pts/S
1991	42	23	68	1.62	31	136	.272	10	0.24	5	0.12	0	72	1.71	0	1	16	17	0.40	0	0	82.0	1.95
1992	79	30	229	2.90	102	535	.237	20	0.25	18	0.23	0	115	1.46	0	9	53	62	0.78	0	0	282.5	3.57
1993	62	29	105	1.69	40	231	.281	14	0.23	10	0.16	0	58	0.94	0	3	28	31	0.50	0	0	132.0	2.13
<b>TOTAL</b>	<b>183</b>	<b>82</b>	<b>402</b>	<b>2.20</b>	<b>173</b>	<b>902</b>	<b>.254</b>	<b>44</b>	<b>0.24</b>	<b>33</b>	<b>0.18</b>	<b>0</b>	<b>245</b>	<b>1.34</b>	<b>0</b>	<b>13</b>	<b>97</b>	<b>110</b>	<b>0.60</b>	<b>0</b>	<b>0</b>	<b>496.5</b>	<b>2.71</b>

- Rings, Michael ..... (1968) ..... Amlin, Ohio

3 Rivera, Jose ..... 19(96)-97-98-99-00 ..... Waukegan, Ill.

Season	SP	MP	K	K/S	E	TA	Pct	A	A/S	SA	SA/S	SE	DIG	D/S	RE	BS	BA	TB	B/S	BE	BHE	Points	Pts/S
1996	9	5	21	2.33	12	46	.196	1	.11	1	.11	0	16	1.78	0	2	2	4	.44	0	0	25.0	2.78
1997	41	17	111	2.71	32	186	.425	14	.34	5	.12	0	56	1.37	0	2	17	19	.46	0	0	126.5	3.07
1998	79	26	262	3.32	124	519	.266	34	.43	12	.15	46	166	2.10	22	7	32	39	.49	17	2	297.0	3.76
1999	66	24	222	3.36	106	456	.254	20	.30	20	.30	74	153	2.32	21	5	37	42	.64	14	1	265.5	4.02
2000	91	29	284	3.12	89	530	.368	30	.33	26	.29	98	205	2.25	22	3	63	66	.73	19	1	344.5	3.78
<b>TOTAL</b>	<b>286</b>	<b>101</b>	<b>900</b>	<b>3.15</b>	<b>363</b>	<b>1737</b>	<b>.309</b>	<b>99</b>	<b>.35</b>	<b>64</b>	<b>.22</b>	<b>218</b>	<b>596</b>	<b>2.08</b>	<b>65</b>	<b>19</b>	<b>151</b>	<b>170</b>	<b>.59</b>	<b>50</b>	<b>4</b>	<b>1058.5</b>	<b>3.70</b>

- Robertson, James ..... 1970 ..... -

12-13 Rosebrock, Alan ..... 1985-(86) ..... Napoleon, Ohio  
 - Rowles, Harold ..... (1968) ..... Bremen, Ohio  
 3 Rozich, Alan ..... 1973-74-75-(76) ..... Philadelphia, Pa.

S

6 Sangrey, Shawn ..... 2009-10 ..... Columbia, Pa.

Season	SP	MP	K	K/S	E	TA	Pct	A	A/S	SA	SA/S	SE	DIG	D/S	RE	BS	BA	TB	B/S	BE	BHE	Points	Pts/S
2009	51	20	83	1.63	65	223	.081	7	.14	6	.12	35	47	.92	7	1	31	32	.63	4	2	105.5	2.06
2010	91	28	430	4.73	187	913	.266	16	.18	33	.36	89	128	1.41	2	9	63	72	.79	1	0	503.5	5.53
2011	97	28	380	3.92	148	798	.291	10	.10	33	.34	67	157	1.62	1	3	67	70	.72	2	1	449.5	4.63
<b>TOTAL</b>	<b>239</b>	<b>76</b>	<b>893</b>	<b>3.74</b>	<b>400</b>	<b>1934</b>	<b>.255</b>	<b>33</b>	<b>.14</b>	<b>72</b>	<b>.30</b>	<b>191</b>	<b>332</b>	<b>1.39</b>	<b>10</b>	<b>13</b>	<b>161</b>	<b>174</b>	<b>.73</b>	<b>7</b>	<b>3</b>	<b>1058.5</b>	<b>4.43</b>

11 Schoenfeldt, Ted ..... 2007-08-09-10 ..... Northbrook, Ill.

Season	SP	MP	K	K/S	E	TA	Pct	A	A/S	SA	SA/S	SE	DIG	D/S	RE	BS	BA	TB	B/S	BE	BHE	Points	Pts/S
2007	16	14	12	.75	2	22	.455	0	.00	2	.12	4	5	.31	0	0	2	2	.12	0	0	15.0	.94
2008	60	21	106	1.77	24	198	.414	11	.18	12	.20	29	42	.70	0	6	54	60	1.00	11	1	151.0	2.52
2009	88	25	303	3.44	116	643	.291	18	.20	20	.23	46	120	1.36	6	8	53	61	.69	9	3	357.5	4.06
2010	68	24	165	2.43	50	313	.367	6	.09	16	.24	42	56	.82	0	8	50	58	.85	0	5	214.0	3.15
<b>TOTAL</b>	<b>232</b>	<b>84</b>	<b>586</b>	<b>2.53</b>	<b>192</b>	<b>1176</b>	<b>.335</b>	<b>35</b>	<b>.15</b>	<b>50</b>	<b>.22</b>	<b>121</b>	<b>223</b>	<b>.96</b>	<b>6</b>	<b>22</b>	<b>159</b>	<b>181</b>	<b>.78</b>	<b>20</b>	<b>9</b>	<b>737.5</b>	<b>3.18</b>



# ALL-TIME ROSTER

1 **Schultz, Jon**.....19(99)-00-01-02.....Oak Park, Ill.

Season	SP	MP	K	K/S	E	TA	Pct	A	A/S	SA	SA/S	SE	DIG	D/S	RE	BS	BA	TB	B/S	BE	BHE	Points	Pts/S
2000	15	9	2	0.13	0	5	.400	85	5.67	1	0.07	1	4	0.27	0	0	1	1	0.07	0	1	3.5	0.20
2001	56	18	35	0.62	5	70	.429	731	13.05	5	0.09	11	64	1.14	0	2	40	42	0.75	11	17	62.0	1.11
2002	10	8	1	0.10	3	4	-.500	52	5.20	0	0.00	5	5	0.50	0	0	3	3	0.30	0	3	2.5	0.20
<b>TOTAL</b>	<b>81</b>	<b>35</b>	<b>38</b>	<b>0.47</b>	<b>8</b>	<b>79</b>	<b>.380</b>	<b>868</b>	<b>10.72</b>	<b>6</b>	<b>0.07</b>	<b>17</b>	<b>73</b>	<b>0.90</b>	<b>0</b>	<b>2</b>	<b>44</b>	<b>46</b>	<b>0.57</b>	<b>11</b>	<b>21</b>	<b>68.0</b>	<b>0.84</b>

- **Scurlock, Richard**.....(1969).....Portsmouth, Ohio
- 4 **Sears, David**.....19(79)-80-81.....Mountain Lakes, N.J.
- **Seidelmann, Don**.....(1968).....Columbus, Ohio
- 1 **Sherman, Brian**.....1978-79.....Independence, Mo.
- 2 **Sherman, Craig**.....1981-82.....Independence, Mo.
- 15 **Shopoff, Jim**.....(1974).....Columbus, Ohio
- 7 **Smith, Eric**.....19(95)-96.....Pickerington, Ohio

Season	SP	MP	K	K/S	E	TA	Pct	A	A/S	SA	SA/S	SE	DIG	D/S	RE	BS	BA	TB	B/S	BE	BHE	Points	Pts/S
1996	29	14	40	1.38	24	97	.165	3	0.10	1	0.03	0	23	0.79	0	7	25	32	1.10	0	0	60.5	2.07
<b>TOTAL</b>	<b>29</b>	<b>14</b>	<b>40</b>	<b>1.38</b>	<b>24</b>	<b>97</b>	<b>.165</b>	<b>3</b>	<b>0.10</b>	<b>1</b>	<b>0.03</b>	<b>0</b>	<b>23</b>	<b>0.79</b>	<b>0</b>	<b>7</b>	<b>25</b>	<b>32</b>	<b>1.10</b>	<b>0</b>	<b>0</b>	<b>60.5</b>	<b>2.07</b>

- 1-2 **Sommer, Matt**.....1979-80.....Columbus, Ohio
- 7-9-17 **Somosierra, Pascal**.....19(83)-84-85-87.....Casablanca, Morocco
- 8 **Spitznagle, Adam**.....1993-94-95-96.....Wheaton, Ill.

Season	SP	MP	K	K/S	E	TA	Pct	A	A/S	SA	SA/S	SE	DIG	D/S	RE	BS	BA	TB	B/S	BE	BHE	Points	Pts/S
1993	111	32	39	0.35	17	97	.227	1588	14.31	12	0.11	0	153	1.38	0	9	89	98	0.88	0	0	104.5	0.94
1994	118	33	80	0.68	27	189	.280	1813	15.36	29	0.25	0	199	1.69	0	19	100	119	1.01	0	0	178.0	1.51
1995	87	28	43	0.49	14	95	.305	1390	15.98	19	0.22	0	115	1.32	0	20	57	77	0.89	0	0	110.5	1.26
1996	97	29	62	0.64	17	114	.395	1651	17.02	18	0.19	0	115	1.19	0	16	71	87	0.90	0	0	131.5	1.35
<b>TOTAL</b>	<b>413</b>	<b>122</b>	<b>224</b>	<b>0.54</b>	<b>75</b>	<b>495</b>	<b>.301</b>	<b>6442</b>	<b>15.60</b>	<b>78</b>	<b>0.19</b>	<b>0</b>	<b>582</b>	<b>1.41</b>	<b>0</b>	<b>64</b>	<b>317</b>	<b>381</b>	<b>0.92</b>	<b>0</b>	<b>0</b>	<b>524.5</b>	<b>1.27</b>

- 7 **Spurlock, Ben**.....20(05)-06-(07)-08-09.....Stow, Ohio

Season	SP	MP	K	K/S	E	TA	Pct	A	A/S	SA	SA/S	SE	DIG	D/S	RE	BS	BA	TB	B/S	BE	BHE	Points	Pts/S
2006	42	18	80	1.90	20	138	.435	4	0.10	5	0.12	18	12	0.29	0	6	42	48	1.14	11	0	112.0	2.67
2008	100	28	191	1.91	37	346	.445	12	0.12	15	0.15	57	41	0.41	0	9	106	115	1.15	18	1	268.0	2.68
2009	68	23	126	1.85	27	231	.429	9	0.13	10	0.15	32	33	0.49	1	2	36	38	0.56	10	0	156.0	2.29
<b>TOTAL</b>	<b>210</b>	<b>69</b>	<b>397</b>	<b>1.89</b>	<b>84</b>	<b>715</b>	<b>.438</b>	<b>25</b>	<b>0.12</b>	<b>30</b>	<b>0.14</b>	<b>107</b>	<b>86</b>	<b>0.41</b>	<b>1</b>	<b>17</b>	<b>184</b>	<b>201</b>	<b>0.96</b>	<b>39</b>	<b>1</b>	<b>536.0</b>	<b>2.55</b>

- 11 **Spurlock, Scott**.....2002-03-04-05.....Stow, Ohio

Season	SP	MP	K	K/S	E	TA	Pct	A	A/S	SA	SA/S	SE	DIG	D/S	RE	BS	BA	TB	B/S	BE	BHE	Points	Pts/S
2002	50	22	42	.84	7	82	.427	1	.02	4	.08	20	9	.18	0	2	48	50	1.00	1	3	72.0	1.44
2003	70	21	158	2.26	39	301	.395	1	.01	5	.07	9	24	.34	1	2	85	87	1.24	19	1	207.5	2.96
2004	99	30	207	2.09	50	383	.410	9	.09	7	.07	17	43	.43	2	7	131	138	1.39	19	3	286.5	2.89
2005	109	32	212	1.94	53	399	.398	19	.17	12	.11	13	34	.31	0	6	123	129	1.18	28	6	291.5	2.67
<b>TOTAL</b>	<b>328</b>	<b>105</b>	<b>619</b>	<b>1.89</b>	<b>149</b>	<b>1165</b>	<b>.403</b>	<b>30</b>	<b>.09</b>	<b>28</b>	<b>.09</b>	<b>59</b>	<b>110</b>	<b>.34</b>	<b>3</b>	<b>17</b>	<b>387</b>	<b>404</b>	<b>1.23</b>	<b>67</b>	<b>13</b>	<b>857.5</b>	<b>2.61</b>

- 18 **Steadman, Timothy**.....(2005).....Las Flores, Calif.

Season	SP	MP	K	K/S	E	TA	Pct	A	A/S	SA	SA/S	SE	DIG	D/S	RE	BS	BA	TB	B/S	BE	BHE	Points	Pts/S
2005	5	5	3	.60	1	5	.400	0	.00	1	.20	2	0	.00	0	0	1	1	.20	0	0	4.5	.80
<b>TOTAL</b>	<b>5</b>	<b>5</b>	<b>3</b>	<b>.60</b>	<b>1</b>	<b>5</b>	<b>.400</b>	<b>0</b>	<b>.00</b>	<b>1</b>	<b>.20</b>	<b>2</b>	<b>0</b>	<b>.00</b>	<b>0</b>	<b>0</b>	<b>1</b>	<b>1</b>	<b>.20</b>	<b>0</b>	<b>0</b>	<b>4.5</b>	<b>.80</b>

- 2-11 **Steele, Robert**.....19(72)-73-74-75.....Haverford, Pa.

- 7 **Stefani, Mike**.....2010.....Hamburg, N.Y.

Season	SP	MP	K	K/S	E	TA	Pct	A	A/S	SA	SA/S	SE	DIG	D/S	RE	BS	BA	TB	B/S	BE	BHE	Points	Pts/S
2010	53	20	78	1.47	47	196	.158	5	.09	5	.09	41	56	1.06	8	0	11	11	.21	2	0	88.5	1.66
2011	37	19	5	.14	7	19	-.105	0	.00	2	.05	18	6	.16	0	0	1	1	.03	0	0	7.5	.19
<b>TOTAL</b>	<b>90</b>	<b>39</b>	<b>83</b>	<b>.92</b>	<b>54</b>	<b>215</b>	<b>.135</b>	<b>5</b>	<b>.06</b>	<b>7</b>	<b>.08</b>	<b>59</b>	<b>62</b>	<b>.69</b>	<b>8</b>	<b>0</b>	<b>12</b>	<b>12</b>	<b>.13</b>	<b>2</b>	<b>0</b>	<b>96.0</b>	<b>1.07</b>

- **Stewart, David**.....(1968).....Columbus, Ohio

- 9 **Stevens, Sam**.....20(03)-04-05-06-07.....Miami, Fla.

Season	SP	MP	K	K/S	E	TA	Pct	A	A/S	SA	SA/S	SE	DIG	D/S	RE	BS	BA	TB	B/S	BE	BHE	Points	Pts/S
2004	72	30	57	.79	38	151	.126	8	.11	7	.10	22	48	.67	10	2	9	11	.15	0	0	70.5	.97
2005	71	32	88	1.24	38	162	.309	11	.15	11	.15	10	61	.86	3	2	16	18	.25	1	0	109.0	1.54
2006	82	28	190	2.32	61	409	.315	16	.20	12	.15	26	105	1.28	12	6	27	33	.40	2	1	221.5	2.70
2007	90	27	272	3.02	107	566	.292	29	.32	29	.32	38	139	1.54	18	5	41	46	.51	1	3	326.5	3.62
<b>TOTAL</b>	<b>315</b>	<b>117</b>	<b>607</b>	<b>1.93</b>	<b>244</b>	<b>1288</b>	<b>.282</b>	<b>64</b>	<b>.20</b>	<b>59</b>	<b>.19</b>	<b>96</b>	<b>353</b>	<b>1.12</b>	<b>43</b>	<b>15</b>	<b>93</b>	<b>108</b>	<b>.34</b>	<b>4</b>	<b>4</b>	<b>727.5</b>	<b>2.31</b>

- 10 **Stevens, Tyler**.....(2006-07).....Miami, Fla.

- 14 **Stewart, Mike**.....2010.....Irvine, Calif.

Season	SP	MP	K	K/S	E	TA	Pct	A	A/S	SA	SA/S	SE	DIG	D/S	RE	BS	BA	TB	B/S	BE	BHE	Points	Pts/S
2010	9	5	12	1.33	2	20	.500	0	.00	2	.22	2	3	.33	0	0	5	5	.56	0	0	16.5	1.78
2011	18	8	36	2.00	5	48	.646	1	.06	0	.00	0	5	.28	1	0	12	12	.67	1	0	42.0	2.33
<b>TOTAL</b>	<b>27</b>	<b>13</b>	<b>48</b>	<b>1.78</b>	<b>7</b>	<b>68</b>	<b>.603</b>	<b>1</b>	<b>.04</b>	<b>2</b>	<b>.07</b>	<b>2</b>	<b>8</b>	<b>.30</b>	<b>1</b>	<b>0</b>	<b>17</b>	<b>17</b>	<b>.63</b>	<b>1</b>	<b>0</b>	<b>58.5</b>	<b>2.15</b>



# ALL-TIME ROSTER

15 **Strapko, Matt** .....20(00)-01-02-03 .....East Brunswick, N.J.

Season	SP	MP	K	K/S	E	TA	Pct	A	A/S	SA	SA/S	SE	DIG	D/S	RE	BS	BA	TB	B/S	BE	BHE	Points	Pts/S
2001	3	3	6	2.00	2	10	.400	0	.00	0	.00	1	1	.33	0	0	1	1	.33	1	0	6.5	2.00
2002	4	2	6	1.50	3	13	.231	0	.00	0	.00	0	2	.50	0	0	0	0	.00	1	0	6.0	1.50
2003	1	1	1	1.00	0	1	1.000	0	.00	0	.00	0	0	.00	0	0	0	0	.00	0	0	1.0	1.00
<b>TOTAL</b>	<b>8</b>	<b>6</b>	<b>13</b>	<b>1.62</b>	<b>5</b>	<b>24</b>	<b>.333</b>	<b>0</b>	<b>.00</b>	<b>0</b>	<b>.00</b>	<b>1</b>	<b>3</b>	<b>.38</b>	<b>0</b>	<b>0</b>	<b>1</b>	<b>1</b>	<b>.12</b>	<b>2</b>	<b>0</b>	<b>13.5</b>	<b>1.62</b>

T

14 **Tegtmeier, Doug** .....19(72)-73-74-75 .....Wooster, Ohio  
 2-12 **Terpstra, Mike** .....1990-91-92-93 .....Lima, N.Y.

Season	SP	MP	K	K/S	E	TA	Pct	A	A/S	SA	SA/S	SE	DIG	D/S	RE	BS	BA	TB	B/S	BE	BHE	Points	Pts/S
1990	53	22	111	2.09	68	341	.126	12	.23	7	.13	0	83	1.57	0	3	17	20	.38	0	0	129.5	2.43
1991	90	27	310	3.44	121	674	.280	18	.20	15	.17	0	241	2.68	0	6	39	45	.50	0	0	350.5	3.89
1992	77	24	307	3.99	130	662	.267	11	.14	11	.14	0	122	1.58	0	11	38	49	.64	0	0	348.0	4.52
1993	70	21	218	3.11	90	467	.274	10	.14	14	.20	0	130	1.86	0	9	45	54	.77	0	0	263.5	3.76
<b>TOTAL</b>	<b>290</b>	<b>94</b>	<b>946</b>	<b>3.26</b>	<b>409</b>	<b>2144</b>	<b>.250</b>	<b>51</b>	<b>.18</b>	<b>47</b>	<b>.16</b>	<b>0</b>	<b>576</b>	<b>1.99</b>	<b>0</b>	<b>29</b>	<b>139</b>	<b>168</b>	<b>.58</b>	<b>0</b>	<b>0</b>	<b>1091.5</b>	<b>3.76</b>

9 **Tholen, John** .....20(09)-10 .....Hilliard, Ohio

Season	SP	MP	K	K/S	E	TA	Pct	A	A/S	SA	SA/S	SE	DIG	D/S	RE	BS	BA	TB	B/S	BE	BHE	Points	Pts/S
2009	0	0	0	.00	0	0	.000	0	.00	0	.00	0	0	.00	0	0	0	0	.00	0	0	.0	.00
2010	10	4	15	1.50	6	24	.375	5	.50	1	.10	5	3	.30	0	3	11	14	1.40	0	0	24.5	2.40
2011	13	7	29	2.23	8	48	.438	1	.08	1	.08	1	4	.31	0	5	7	12	.92	1	0	38.5	2.92
<b>TOTAL</b>	<b>23</b>	<b>11</b>	<b>44</b>	<b>1.91</b>	<b>14</b>	<b>72</b>	<b>.417</b>	<b>6</b>	<b>.26</b>	<b>2</b>	<b>.09</b>	<b>6</b>	<b>7</b>	<b>.30</b>	<b>0</b>	<b>8</b>	<b>18</b>	<b>26</b>	<b>1.13</b>	<b>1</b>	<b>0</b>	<b>63.0</b>	<b>2.74</b>

- **Thompson, Jon** ..... (1968) .....Glenford, Ohio
- **Thompson, Larry** ..... (1968) .....Columbus, Ohio

13 **Tidemanis, Al** .....1971-72 .....Toledo, Ohio

2 **Tobiassen, Kirk** ..... (1980) .....San Clemente, Calif.

12 **Tobkin, Jason** .....20(07)-08-09-10 .....Fairfield, Ohio

Season	SP	MP	K	K/S	E	TA	Pct	A	A/S	SA	SA/S	SE	DIG	D/S	RE	BS	BA	TB	B/S	BE	BHE	Points	Pts/S
2008	80	27	165	2.06	93	445	.162	19	.24	16	.20	50	101	1.26	21	2	46	48	.60	3	3	206.0	2.58
2009	34	19	19	.56	21	59	-.034	3	.09	4	.12	16	26	.76	5	0	14	14	.41	2	1	30.0	.88
2010	71	26	69	.97	41	172	.163	8	.11	17	.24	50	49	.69	7	6	16	22	.31	3	0	100.0	1.41
2011	105	31	163	1.55	60	387	.266	15	.14	27	.26	58	148	1.41	21	7	51	58	.55	8	0	222.5	2.11
<b>TOTAL</b>	<b>290</b>	<b>103</b>	<b>416</b>	<b>1.43</b>	<b>215</b>	<b>1063</b>	<b>.189</b>	<b>45</b>	<b>.16</b>	<b>64</b>	<b>.22</b>	<b>174</b>	<b>324</b>	<b>1.12</b>	<b>54</b>	<b>15</b>	<b>127</b>	<b>142</b>	<b>.49</b>	<b>16</b>	<b>4</b>	<b>558.5</b>	<b>1.92</b>

15 **Tolks, Arnie** .....19(76)-77-78 .....Maywood, Ill.

- **Tracy, Jeffrey** .....1969 .....Columbus, Ohio

5 **Trantow, Tom** .....19(99)-00-01-02-03 .....River Forest, Ill.

Season	SP	MP	K	K/S	E	TA	Pct	A	A/S	SA	SA/S	SE	DIG	D/S	RE	BS	BA	TB	B/S	BE	BHE	Points	Pts/S
2000	55	23	5	.09	1	11	.364	11	.20	2	.04	6	102	1.85	7	0	3	3	.05	0	1	8.5	.15
2001	96	28	61	.64	31	111	.270	15	.16	7	.07	14	167	1.74	20	1	17	18	.19	4	3	77.5	.80
2002	106	30	357	3.37	127	718	.320	34	.32	51	.48	79	197	1.86	12	7	63	70	.66	9	1	446.5	4.21
2003	88	24	384	4.36	139	755	.325	17	.19	15	.17	40	173	1.97	11	1	43	44	.50	8	2	421.5	4.78
<b>TOTAL</b>	<b>345</b>	<b>105</b>	<b>807</b>	<b>2.34</b>	<b>298</b>	<b>1595</b>	<b>.319</b>	<b>77</b>	<b>.22</b>	<b>75</b>	<b>.22</b>	<b>139</b>	<b>639</b>	<b>1.85</b>	<b>50</b>	<b>9</b>	<b>126</b>	<b>135</b>	<b>.39</b>	<b>21</b>	<b>7</b>	<b>954.0</b>	<b>2.77</b>

- **Trueblood, Robert** ..... (1968) .....Columbus, Ohio

U

5 **Underwood, Ryan** .....(2003-04) .....Guaynabo, Puerto Rico

Season	SP	MP	K	K/S	E	TA	Pct	A	A/S	SA	SA/S	SE	DIG	D/S	RE	BS	BA	TB	B/S	BE	BHE	Points	Pts/S
2003	0	0	0	.00	0	0	.000	0	.00	0	.00	0	0	.00	0	0	0	0	.00	0	0	.0	.00
2004	2	2	3	1.50	1	5	.400	0	.00	1	.50	3	1	.50	0	0	1	1	.50	0	0	4.5	2.00
<b>TOTAL</b>	<b>2</b>	<b>2</b>	<b>3</b>	<b>1.50</b>	<b>1</b>	<b>5</b>	<b>.400</b>	<b>0</b>	<b>.00</b>	<b>1</b>	<b>.50</b>	<b>3</b>	<b>1</b>	<b>0.50</b>	<b>0</b>	<b>0</b>	<b>1</b>	<b>1</b>	<b>.50</b>	<b>0</b>	<b>0</b>	<b>4.5</b>	<b>2.00</b>

V

5-8 **Van Arsdale, Chris** .....1986-87-88-89 .....Kansas City, Mo.

Season	SP	MP	K	K/S	E	TA	Pct	A	A/S	SA	SA/S	SE	DIG	D/S	RE	BS	BA	TB	B/S	BE	BHE	Points	Pts/S
1989	48	19	51	1.06	25	132	.197	4	.08	1	.02	3	48	1.00	0	10	26	36	.75	2	0	75.0	1.56
<b>TOTAL</b>	<b>48</b>	<b>19</b>	<b>51</b>	<b>1.06</b>	<b>25</b>	<b>132</b>	<b>.197</b>	<b>4</b>	<b>.08</b>	<b>1</b>	<b>.02</b>	<b>3</b>	<b>48</b>	<b>1.00</b>	<b>0</b>	<b>10</b>	<b>26</b>	<b>36</b>	<b>.75</b>	<b>2</b>	<b>0</b>	<b>75.0</b>	<b>1.56</b>

4 **Valle, Orlando** .....1983-84-85 .....Rio Piedras, Puerto Rico

16 **Vaneck, Drew** .....1975-76-77-78 .....Fairview Park, Ohio

- **Venclauskas, Andrew** .....1968 .....Cleveland, Ohio



# ALL-TIME ROSTER

6 **Versen, Brett**.....20(04)-05-06-07-08.....Centerville, Ohio

Season	SP	MP	K	K/S	E	TA	Pct	A	A/S	SA	SA/S	SE	DIG	D/S	RE	BS	BA	TB	B/S	BE	BHE	Points	Pts/S
2005	30	19	36	1.20	10	59	.441	2	0.07	4	0.13	4	16	0.53	0	1	20	21	0.70	1	0	51.0	1.70
2006	69	30	133	1.93	52	265	.306	6	0.09	11	0.16	42	41	0.59	0	3	57	60	0.87	9	1	175.5	2.54
2007	51	21	128	2.51	52	266	.286	13	0.25	19	0.37	35	55	1.08	0	2	33	35	0.69	3	0	165.5	3.24
2008	98	28	362	3.69	152	782	.269	24	0.24	27	0.28	70	140	1.43	0	11	73	84	0.86	6	3	436.5	4.45
<b>TOTAL</b>	<b>248</b>	<b>98</b>	<b>659</b>	<b>2.66</b>	<b>266</b>	<b>1372</b>	<b>.286</b>	<b>45</b>	<b>0.18</b>	<b>61</b>	<b>0.25</b>	<b>151</b>	<b>252</b>	<b>1.02</b>	<b>0</b>	<b>17</b>	<b>183</b>	<b>200</b>	<b>0.81</b>	<b>19</b>	<b>4</b>	<b>828.5</b>	<b>3.34</b>

18 **Versen, Ryan**.....2007-(08)-09.....Centerville, Ohio

Season	SP	MP	K	K/S	E	TA	Pct	A	A/S	SA	SA/S	SE	DIG	D/S	RE	BS	BA	TB	B/S	BE	BHE	Points	Pts/S
2007	2	2	0	0.00	0	0	.000	0	0.00	0	0.00	0	0	0.00	0	0	0	0	0.00	0	0	0.0	0.00
2008	0	0	0	0.00	0	0	.000	0	0.00	0	0.00	0	0	0.00	0	0	0	0	0.00	0	0	0.0	0.00
2009	0	0	0	0.00	0	0	.000	0	0.00	0	0.00	0	0	0.00	0	0	0	0	0.00	0	0	0.0	0.00
<b>TOTAL</b>	<b>2</b>	<b>2</b>	<b>0</b>	<b>0.00</b>	<b>0</b>	<b>0</b>	<b>.000</b>	<b>0</b>	<b>0.00</b>	<b>0</b>	<b>0.00</b>	<b>0</b>	<b>0</b>	<b>0.00</b>	<b>0</b>	<b>0</b>	<b>0</b>	<b>0</b>	<b>0.00</b>	<b>0</b>	<b>0</b>	<b>0.0</b>	<b>0.00</b>

6 **Voss, Chuck**.....1990-91-92-(93).....Lapeer, Mich.

Season	SP	MP	K	K/S	E	TA	Pct	A	A/S	SA	SA/S	SE	DIG	D/S	RE	BS	BA	TB	B/S	BE	BHE	Points	Pts/S
1990	26	16	12	0.46	12	53	.000	223	8.58	6	0.23	0	32	1.23	0	2	13	15	0.58	0	0	26.5	1.00
1991	89	28	63	0.71	18	157	.287	1305	14.66	10	0.11	0	174	1.96	0	5	61	66	0.74	0	0	108.5	1.21
1992	84	26	63	0.75	27	132	.273	1117	13.30	19	0.23	0	119	1.42	0	4	33	37	0.44	0	0	102.5	1.21
1993	18	8	10	0.56	1	16	.562	196	10.89	5	0.28	0	25	1.39	0	1	11	12	0.67	0	0	21.5	1.17
<b>TOTAL</b>	<b>217</b>	<b>78</b>	<b>148</b>	<b>0.68</b>	<b>58</b>	<b>358</b>	<b>.251</b>	<b>2841</b>	<b>13.09</b>	<b>40</b>	<b>0.18</b>	<b>0</b>	<b>350</b>	<b>1.61</b>	<b>0</b>	<b>12</b>	<b>118</b>	<b>130</b>	<b>0.60</b>	<b>0</b>	<b>0</b>	<b>259.0</b>	<b>1.19</b>

W

8-9 **Waldie, Marc**.....1974-75-76-77.....Wichita, Kan.  
 - **Waltz, Richard**.....1968-69.....Port Clinton, Ohio  
 13 **Wauligman, Mike**.....20(01)-02-03-04-05.....Cincinnati, Ohio

Season	SP	MP	K	K/S	E	TA	Pct	A	A/S	SA	SA/S	SE	DIG	D/S	RE	BS	BA	TB	B/S	BE	BHE	Points	Pts/S
2002	82	30	55	0.67	29	119	.218	18	0.22	5	0.06	20	98	1.20	16	1	15	16	0.20	0	4	68.5	0.83
2003	58	20	202	3.48	84	421	.280	11	0.19	11	0.19	29	92	1.59	11	1	42	43	0.74	1	0	235.0	4.05
2004	87	28	238	2.74	114	547	.227	15	0.17	5	0.06	35	144	1.66	19	3	46	49	0.56	7	1	269.0	3.09
2005	100	32	232	2.32	105	517	.246	32	0.32	10	0.10	18	199	1.99	12	3	54	57	0.57	13	3	272.0	2.72
<b>TOTAL</b>	<b>327</b>	<b>110</b>	<b>727</b>	<b>2.22</b>	<b>332</b>	<b>1604</b>	<b>.246</b>	<b>76</b>	<b>0.23</b>	<b>31</b>	<b>0.09</b>	<b>102</b>	<b>533</b>	<b>1.63</b>	<b>58</b>	<b>8</b>	<b>157</b>	<b>165</b>	<b>0.50</b>	<b>21</b>	<b>8</b>	<b>844.5</b>	<b>2.58</b>

11 **Westendorf, Mike**.....20(06)-07.....Elmhurst, Ill.

Season	SP	MP	K	K/S	E	TA	Pct	A	A/S	SA	SA/S	SE	DIG	D/S	RE	BS	BA	TB	B/S	BE	BHE	Points	Pts/S
2007	3	3	1	0.33	0	1	1.000	0	0.00	0	0.00	0	0	0.00	0	0	0	0	0.00	0	0	1.0	0.33
<b>TOTAL</b>	<b>3</b>	<b>3</b>	<b>1</b>	<b>0.33</b>	<b>0</b>	<b>1</b>	<b>1.000</b>	<b>0</b>	<b>0.00</b>	<b>0</b>	<b>0.00</b>	<b>0</b>	<b>0</b>	<b>0.00</b>	<b>0</b>	<b>0</b>	<b>0</b>	<b>0</b>	<b>0.00</b>	<b>0</b>	<b>0</b>	<b>1.0</b>	<b>0.33</b>

19 **Whiteside, Brian**.....(1992).....Webster, N.Y.  
 2 **Whiting, Jeffrey**.....1972-73-74.....Kettering, Ohio  
 - **Wilden, Kenneth**.....(1968).....Brookpark, Ohio  
 12-14 **Wilson, Matt**.....1992-93-94-95.....Manchester, Pa.

Season	SP	MP	K	K/S	E	TA	Pct	A	A/S	SA	SA/S	SE	DIG	D/S	RE	BS	BA	TB	B/S	BE	BHE	Points	Pts/S
1992	25	12	13	0.52	7	34	.176	0	0.00	1	0.04	0	10	0.40	0	1	2	3	0.12	0	0	16.0	0.64
1993	86	34	130	1.51	68	309	.201	6	0.07	13	0.15	0	109	1.27	0	4	34	38	0.44	0	0	164.0	1.91
1994	95	29	278	2.93	121	599	.262	11	0.12	12	0.13	0	123	1.29	0	7	39	46	0.48	0	0	316.5	3.33
1995	57	24	110	1.93	49	225	.271	5	0.09	14	0.25	0	65	1.14	0	3	15	18	0.32	0	0	134.5	2.35
<b>TOTAL</b>	<b>263</b>	<b>99</b>	<b>531</b>	<b>2.02</b>	<b>245</b>	<b>1167</b>	<b>.245</b>	<b>22</b>	<b>0.08</b>	<b>40</b>	<b>0.15</b>	<b>0</b>	<b>307</b>	<b>1.17</b>	<b>0</b>	<b>15</b>	<b>90</b>	<b>105</b>	<b>0.40</b>	<b>0</b>	<b>0</b>	<b>631.0</b>	<b>2.40</b>

3 **Wimmers, Mark**.....(2008).....Cincinnati, Ohio  
 8 **Winer, Eliot**.....1989-90-91-92.....Amherst, N.Y.

Season	SP	MP	K	K/S	E	TA	Pct	A	A/S	SA	SA/S	SE	DIG	D/S	RE	BS	BA	TB	B/S	BE	BHE	Points	Pts/S
1989	0	0	0	0.00	0	0	.000	0	0.00	0	0.00	0	0	0.00	0	0	0	0	0.00	0	0	0.0	0.00
1990	58	24	113	1.95	39	251	.295	2	0.03	6	0.10	0	51	0.88	0	17	32	49	0.84	0	0	152.0	2.62
1991	69	28	131	1.90	42	284	.313	8	0.12	12	0.17	0	74	1.07	0	14	64	78	1.13	0	0	189.0	2.74
1992	97	30	278	2.87	82	572	.343	9	0.09	11	0.11	0	100	1.03	0	25	101	126	1.30	0	0	364.5	3.75
<b>TOTAL</b>	<b>224</b>	<b>82</b>	<b>522</b>	<b>2.33</b>	<b>163</b>	<b>1107</b>	<b>.324</b>	<b>19</b>	<b>0.08</b>	<b>29</b>	<b>0.13</b>	<b>0</b>	<b>225</b>	<b>1.00</b>	<b>0</b>	<b>56</b>	<b>197</b>	<b>253</b>	<b>1.13</b>	<b>0</b>	<b>0</b>	<b>705.5</b>	<b>3.15</b>

6 **Wrobel, Gary**.....1994-95-96-97.....Naperville, Ill.

Season	SP	MP	K	K/S	E	TA	Pct	A	A/S	SA	SA/S	SE	DIG	D/S	RE	BS	BA	TB	B/S	BE	BHE	Points	Pts/S
1994	23	10	49	2.13	19	95	.316	0	0.00	1	0.04	0	13	0.57	0	5	29	34	1.48	0	0	69.5	3.00
1995	98	29	245	2.50	87	443	.357	6	0.06	12	0.12	0	83	0.85	0	15	105	120	1.22	0	0	324.5	3.31
1996	100	29	285	2.85	78	488	.424	8	0.08	16	0.16	0	101	1.01	0	31	112	143	1.43	0	0	388.0	3.88
1997	60	20	182	3.03	51	306	.428	7	0.12	9	0.15	0	58	0.97	0	11	74	85	1.42	0	0	239.0	3.98
<b>TOTAL</b>	<b>281</b>	<b>88</b>	<b>761</b>	<b>2.71</b>	<b>235</b>	<b>1332</b>	<b>.395</b>	<b>21</b>	<b>0.07</b>	<b>38</b>	<b>0.14</b>	<b>0</b>	<b>255</b>	<b>0.91</b>	<b>0</b>	<b>62</b>	<b>320</b>	<b>382</b>	<b>1.36</b>	<b>0</b>	<b>0</b>	<b>1021.0</b>	<b>3.63</b>





# ALL-TIME ROSTER

## Y

6-14 Yaconis, Jim ..... 1986-87-88-89 ..... Cheswick, Pa.																							
Season	SP	MP	K	K/S	E	TA	Pct	A	A/S	SA	SA/S	SE	DIG	D/S	RE	BS	BA	TB	B/S	BE	BHE	Points	Pts/S
1989	74	21	217	2.93	59	426	.371	3	.04	7	.09	4	94	1.27	0	21	62	83	1.12	0	0	276.0	3.73
<b>TOTAL</b>	<b>74</b>	<b>21</b>	<b>217</b>	<b>2.93</b>	<b>59</b>	<b>426</b>	<b>.371</b>	<b>3</b>	<b>.04</b>	<b>7</b>	<b>.09</b>	<b>4</b>	<b>94</b>	<b>1.27</b>	<b>0</b>	<b>21</b>	<b>62</b>	<b>83</b>	<b>1.12</b>	<b>0</b>	<b>0</b>	<b>276.0</b>	<b>3.73</b>

10 Yunker, Jon ..... 1993-94 ..... Rochester, N.Y.																							
Season	SP	MP	K	K/S	E	TA	Pct	A	A/S	SA	SA/S	SE	DIG	D/S	RE	BS	BA	TB	B/S	BE	BHE	Points	Pts/S
1993	116	34	296	2.55	84	587	.361	11	.09	16	.14	0	151	1.30	0	33	166	199	1.72	0	0	428.0	3.69
1994	101	30	272	2.69	90	588	.310	13	.13	18	.18	0	124	1.23	0	28	120	148	1.47	0	0	378.0	3.74
<b>TOTAL</b>	<b>217</b>	<b>64</b>	<b>568</b>	<b>2.62</b>	<b>174</b>	<b>1175</b>	<b>.335</b>	<b>24</b>	<b>.11</b>	<b>34</b>	<b>.16</b>	<b>0</b>	<b>275</b>	<b>1.27</b>	<b>0</b>	<b>61</b>	<b>286</b>	<b>347</b>	<b>1.60</b>	<b>0</b>	<b>0</b>	<b>806.0</b>	<b>3.71</b>

## Z

5-17 Zamiska, Mark ..... 19(92)-93-94 ..... Huntington Beach, Calif.																							
Season	SP	MP	K	K/S	E	TA	Pct	A	A/S	SA	SA/S	SE	DIG	D/S	RE	BS	BA	TB	B/S	BE	BHE	Points	Pts/S
1992	0	0	0	.00	0	0	.000	0	.00	0	.00	0	0	.00	0	0	0	0	.00	0	0	.0	.00
1993	10	5	16	1.60	10	46	.130	3	.30	2	.20	0	18	1.80	0	0	1	1	.10	0	0	18.5	1.80
1994	79	29	61	.77	34	135	.200	5	.06	15	.19	0	61	.77	0	1	11	12	.15	0	0	82.5	1.04
<b>TOTAL</b>	<b>89</b>	<b>34</b>	<b>77</b>	<b>.87</b>	<b>44</b>	<b>181</b>	<b>.182</b>	<b>8</b>	<b>.09</b>	<b>17</b>	<b>.19</b>	<b>0</b>	<b>79</b>	<b>.89</b>	<b>0</b>	<b>1</b>	<b>12</b>	<b>13</b>	<b>.15</b>	<b>0</b>	<b>0</b>	<b>101.0</b>	<b>1.13</b>

1 Zarzeka, Dave ..... (1981) ..... Quakertown, Pa.																					
7-11-14 Zawadiwskyi, Mike ..... 1984-85-86-87 ..... Saginaw, Mich.																					
6 Zickafoose, Todd ..... 1982-84-85 ..... Gahanna, Ohio																					



# COACHING RECORDS

Year	Overall Record				#Conf. Finish	Coach	Home Record	NCAA Tournament			Place	
	Won	Lost	Tied	Pct.				Won	Lost	Pct.		
1968	17	6	0	.739	3rd	Karl Dunlap	5-3	-	-	-	-	
1969	24	0	0	1.000	1st	Karl Dunlap	10-0	-	-	-	-	
1970	16	2	0	.888	2nd	Karl Dunlap	11-1	-	-	-	-	
1971	17	7	1	.700	3rd	Karl Dunlap	7-4	-	-	-	-	
1972	20	3	0	.869	1st*	Doug Beal	8-3	-	-	-	-	
1973	16	5	0	.761	3rd	Doug Beal	8-2	-	-	-	-	
1974	16	7	0	.696	3rd	Doug Beal	8-3	-	-	-	-	
1975	21	3	0	.875	1st*	Taras Liskevych	12-1	1	1	.500	3rd	
1976	24	4	0	.857	1st*	Taras Liskevych	11-1	1	1	.500	3rd	
1977	28	4	0	.875	1st	Suguru Furuichi	12-0	1	1	.500	2nd	
1978	32	3	0	.914	1st	Suguru Furuichi	20-1	1	1	.500	3rd	
1979	26	11	0	.702	2nd	Doug Tegtmeier	5-2	-	-	-	-	
1980	30	5	0	.857	2nd	Bob Yoder	13-0	1	1	.500	3rd	
1981	29	5	0	.853	1st	Bob Yoder	14-1	0	2	.000	4th	
1982	30	8	0	.789	1st	Jim Smoot	11-2	0	2	.000	4th	
1983	28	11	2	.682	1st	Jim Smoot	12-2	1	1	.500	3rd	
1984	25	8	0	.758	2nd	Jim Smoot	10-1	-	-	-	-	
1985	16	13	0	.552	2nd	Pete Hanson	6-3	-	-	-	-	
1986	25	15	0	.625	1st	Pete Hanson	9-1	0	2	.000	4th	
1987	18	21	0	.462	1st	Pete Hanson	8-2	0	2	.000	4th	
1988	23	12	0	.657	2nd	Pete Hanson	5-2	-	-	-	-	
1989	11	19	0	.367	2nd	Pete Hanson	5-2	-	-	-	-	
1990	8	24	0	.250	3rd	Pete Hanson	4-4	-	-	-	-	
1991	16	12	0	.571	3rd	Pete Hanson	9-2	-	-	-	-	
1992	12	18	0	.400	3rd	Pete Hanson	6-4	-	-	-	-	
1993	28	10	0	.737	1st*	Pete Hanson	16-2	0	2	.000	4th	
1994	20	13	0	.606	3rd	Pete Hanson	6-5	-	-	-	-	
1995	18	12	0	.600	1st*	Pete Hanson	9-2	-	-	-	-	
1996	23	7	0	.760	1st*	Pete Hanson	13-2	-	-	-	-	
1997	19	9	0	.679	4th	Pete Hanson	13-4	-	-	-	-	
1998	25	2	0	.926	1st	Pete Hanson	12-0	-	-	-	-	
1999	21	6	0	.777	1st*	Pete Hanson	10-3	-	-	-	-	
2000	25	4	0	.862	1st	Pete Hanson	12-0	1	1	.500	2nd	
2001	22	6	0	.786	2nd*	Pete Hanson	12-1	0	1	.000	SF	
2002	21	9	0	.700	3rd	Pete Hanson	12-2	-	-	-	-	
2003	18	10	0	.643	3rd	Pete Hanson	10-5	-	-	-	-	
2004	21	9	0	.700	1st	Pete Hanson	13-3	-	-	-	-	
2005	24	8	0	.750	2nd	Pete Hanson	14-1	0	1	.000	SF	
2006	20	12	0	.625	4th	Pete Hanson	12-4	-	-	-	-	
2007	23	4	0	.852	1st	Pete Hanson	10-2	-	-	-	-	
2008	20	8	0	.714	1st	Pete Hanson	11-3	0	1	.000	SF	
2009	16	11	0	.593	1st	Pete Hanson	10-4	0	1	.000	SF	
2010	22	8	0	.733	1st	Pete Hanson	13-1	0	1	.000	SF	
2011	26	6	0	.813	1st	Pete Hanson	14-0	2	0	1.000	Champion	
<b>Totals</b>	<b>940</b>	<b>380</b>	<b>3</b>	<b>.712</b>	<b>—</b>	<b>8 coaches</b>	<b>451-91</b>	<b>(.832)</b>	<b>9</b>	<b>22</b>	<b>.290</b>	<b>—</b>

\*co-championships #Midwestern Intercollegiate Volleyball Association

## CAREER COACHING RECORDS

Coach.....	Years	Won	Lost	Tied	Pct. ....	MIVA	
						Championships .....	Tournaments
Karl Dunlap.....	68-71 (4)	74	15	1	.828	1	1
Doug Beal.....	72-74 (3)	52	15	0	.776	1	0
Taras Liskevych....	75-76 (2)	45	7	0	.865	2	0
Suguru Furuichi....	77-78 (2)	60	7	0	.896	2	0
Doug Tegtmeier .....	79 (1)	26	11	0	.702	-	0
Bob Yoder.....	80-81 (2)	59	10	0	.855	1	1
Jim Smoot.....	82-84 (3)	83	27	2	.750	2	2
Pete Hanson.....	85- (27)	541	288	0	.653	14	10
<b>44-Year Totals .....</b>		<b>940</b>	<b>380</b>	<b>3</b>	<b>.712</b>	<b>23</b>	<b>14</b>



# 1968-2011 SERIES RECORDS

Opponent.....	Series..	Home	Away	.....	Netural ..	First...Last ..	Streak
Alberta .....	1-0.....	-	-	-	1-0..	1984..1984.....	W 1
Ambassador .....	1-0.....	-	-	-	1-0..	1994..1994.....	W 1
American University (Puerto Rico) .....	1-0.....	-	-	-	1-0..	2000..2000.....	W 1
Arkansas-Little Rock .....	1-0.....	-	-	-	1-0..	1986..1986.....	W 1
Army .....	3-1.....	-	1-0.....	2-1 ..	1972..	1981.....	W 2
Ball State .....	87-77..	47-31	29-32.....	12-13 ..	1968..	2011.....	W 10
Bowling Green.....	26-0...	14-0	10-0.....	2-0 ..	1971..	1986.....	W 26
Brigham Young.....	4-12.....	1-6	3-4.....	0-2 ..	1987..	2006.....	L 5
Cal San Diego .....	0-2.....	-	0-2.....	-	2003..	2003.....	L 2
Cal State Northridge..	4-3.....	-	2-3.....	2-0 ..	1982..	2011.....	W 3
Carnegie Mellon .....	1-0.....	-	-	1-0 ..	1979..	1979.....	W 1
Carthage.....	3-0.....	3-0	-	-	2006..	2010.....	W 3
Cincinnati.....	9-0.....	6-0	2-0.....	1-0 ..	1969..	1982.....	W 9
Clarke College.....	20-0.....	11-0	9-0.....	-	1998..	2007.....	W 20
Concordia .....	2-0.....	1-0	-	-	2000..	2003.....	W 2
Cornell .....	2-0.....	-	-	2-0 ..	1980..	1988.....	W 2
Dalhousie .....	1-2.....	3-0	-	-	1984..	1988.....	W 3
Delaware .....	3-0.....	3-0	-	-	1977..	1978.....	W 3
D'Youville.....	2-0.....	2-0	-	-	2004..	2007.....	W 2
Earlham .....	35-2....	15-0	15-1.....	5-1 ..	1968..	1983.....	W 24
East Stroudsburg ....	10-1.....	4-0	2-0.....	4-1 ..	1977..	1996.....	W 8
Eastern Mennonite ...	3-0.....	1-0	-	2-0 ..	1993..	1997.....	W 3
Eastern Montana ....	4-0.....	3-0	-	1-0 ..	1988..	1993.....	W 4
Edinboro .....	7-0.....	1-0	3-0.....	3-0 ..	1980..	1985.....	W 7
Findlay.....	11-2.....	5-0	5-0.....	1-2 ..	2001..	2005.....	W 2
George Mason .....	21-25....	12-3	5-5.....	4-17 ..	1981..	2011.....	W 5
George Williams .....	34-6.....	16-3	12-2.....	6-1 ..	1968..	1985.....	W 26
Graceland .....	16-0.....	10-0	2-0.....	4-0 ..	1972..	1995.....	W 16
Grand Canyon .....	4-0.....	2-0	2-0.....	-	2010..	2011.....	W 4
Guelph .....	9-0.....	4-0	4-0.....	1-0 ..	1979..	1988.....	W 9
Hawaii.....	0-3.....	-	0-3.....	-	2006..	2010.....	L 3
Illinois .....	7-0.....	2-0	-	5-0 ..	1968..	1979.....	W 7
Illinois-Chicago .....	3-0.....	1-0	1-0.....	1-0 ..	1969..	1970.....	W 3
Indiana .....	34-0....	16-0	11-0.....	7-0 ..	1968..	1979.....	W 34
IPFW.....	66-33..	36-11	21-19.....	9-3 ..	1980..	2011.....	W 8
Indiana Tech .....	10-2.....	4-2	3-0.....	3-0 ..	1968..	1973.....	W 4
Juniata College.....	25- 2....	16-0	7-2.....	2-0 ..	1991..	2011.....	W 4
Kellogg C.C. ....	17-7.....	8-1	5-2.....	4-4 ..	1974..	1981.....	W 3
Kentucky .....	2-0.....	-	-	2-0 ..	1968..	1968.....	W 2
Laval .....	0-1.....	-	-	0-1 ..	1988..	1988.....	L 1
LaVerne .....	3-0.....	-	1-0.....	2-0 ..	1994..	1996.....	W 3
Lewis .....	26-13....	15-7	11-6.....	-	1994..	2011.....	W 1
LIU-Southampton .....	1-0.....	1-0	-	-	1999..	1999.....	W 1
Long Beach State ....	1-8.....	0-2	1-5.....	0-1 ..	1981..	2008.....	L 5
Loyola Chicago.....	28-13....	19-2	8-9.....	1-2 ..	1996..	2011.....	W 5
Loyola Marymount ....	6-0.....	2-0	4-0.....	-	1981..	2010.....	W 6
Manitoba.....	0-1.....	-	-	0-1 ..	1992..	1992.....	L 1
Marycrest.....	1-0.....	1-0	-	-	1997..	1997.....	W 1
Massachusetts .....	1-0.....	-	-	1-0 ..	1972..	1972.....	W 1
Mercyhurst.....	25-0....	13-0	12-0.....	-	1997..	2008.....	W 25
Miami (Ohio) .....	1-0.....	1-0	-	-	1986..	1986.....	W 1
Michigan .....	17-0.....	9-0	4-0.....	4-0 ..	1969..	1986.....	W 17
Michigan State .....	7-0.....	3-0	2-0.....	2-0 ..	1968..	1991.....	W 7
Minnesota.....	1-0.....	-	-	1-0 ..	1979..	1979.....	W 1
Montana State .....	1-0.....	1-0	-	-	1996..	1996.....	W 1

Opponent.....	Series..	Home	Away	.....	Netural ..	First...Last ..	Streak
MSOE .....	1-0.....	1-0	-	-	-	2007..2007.....	W 1
Mt. Olive .....	1-0.....	1-0	-	-	-	2010..2010.....	W 1
Naval Academy .....	12-0.....	2-0	3-0.....	7-0 ..	1986..	1993.....	W 12
NJIT .....	10-1.....	5-0	2-1.....	3-0 ..	1983..	2002.....	W 3
New Paltz State.....	1-0.....	-	1-0.....	-	1972..	1972.....	W 1
Northwestern .....	3-0.....	1-0	-	2-0 ..	1977..	1979.....	W 3
Notre Dame .....	6-0.....	4-0	2-0.....	-	1986..	1990.....	W 6
Pacific.....	8-1.....	1-0	5-1.....	2-0 ..	1993..	2002.....	W 2
Penn State .....	32-65-1..	17-12	8-26.....	7-27-1 ..	1971..	2011.....	W 1
Pennsylvania .....	1-0.....	-	-	1-0 ..	1979..	1979.....	W 1
Pepperdine .....	4-17.....	0-1	2-12.....	2-4 ..	1976..	2011.....	L 3
Pittsburgh .....	7-0-1.....	2-0	2-0.....	3-0-1 ..	1980..	1984.....	W 5
Princeton .....	3-0.....	2-0	-	1-0 ..	1993..	2011.....	W 3
Purdue .....	11-0.....	4-0	2-0.....	5-0 ..	1969..	1983.....	W 11
Purdue (Grad) .....	0-1.....	-	-	0-1 ..	1976..	1976.....	L 1
Puerto Rico-Mayaguez1-0.....	-	1-0.....	-	-	1997..	1997.....	W 1
Queens .....	2-0.....	-	-	2-0 ..	1980..	1980.....	W 2
Quincy College.....	42-1....	26-0	16-1.....	-	1993..	2011.....	W 35
Regina .....	0-1.....	-	-	0-1 ..	1986..	1986.....	L 1
Rhode Island .....	1-0.....	-	1-0.....	-	1972..	1972.....	W 1
Rutgers-Newark ....	30-13....	15-1	11-6.....	4-6 ..	1978..	2009.....	W 7
San Diego State .....	2-2.....	-	1-2.....	1-0 ..	1977..	1998.....	W 1
Santa Cruz.....	5-0.....	1-0	3-0.....	1-0 ..	1991..	1996.....	W 5
Sherbrooke .....	0-1.....	-	0-1.....	-	1988..	1988.....	L 1
Slippery Rock .....	0-0-1.....	-	-	0-0-1 ..	1971..	1971.....	T 1
Southern California .	1-18.....	1-1	0-6.....	0-11 ..	1977..	2010.....	L 3
Springfield .....	12-1.....	8-1	3-0.....	1-0 ..	1972..	2007.....	W 6
St. Francis (Pa.).....	22-1....	14-0	8-1.....	-	1993..	2011.....	W 3
Stanford .....	1-9.....	1-3	0-6.....	-	1981..	2010.....	L 9
Tennessee .....	16-1.....	11-0	4-0.....	1-1 ..	1968..	1982.....	W 10
Tennessee-Chattanooga .....	1-0.....	-	-	1-0 ..	1982..	1982.....	W 1
Thomas More .....	9-0.....	5-0	3-0.....	1-0 ..	1995..	1997.....	W 9
Toledo .....	8-0.....	5-0	3-0.....	-	1969..	1982.....	W 8
Toronto .....	1-1.....	-	-	1-1 ..	1984..	1986.....	L 1
Tri-State .....	6-0.....	5-0	1-0.....	-	1991..	1998.....	W 6
UCLA .....	1-14.....	0-1	0-5.....	1-8 ..	1975..	2006.....	W 1
UC Irvine.....	3-5.....	-	2-3.....	1-2 ..	1989..	2011.....	L 1
UC San Diego.....	2-1.....	2-0	0-1.....	-	2006..	2011.....	L 1
UC Santa Barbara .....	1-7.....	0-1	0-5.....	1-1 ..	1974..	2011.....	W 1
Virginia Tech.....	1-0.....	-	-	1-0 ..	1969..	1969.....	W 1
Waterloo .....	2-0.....	-	-	2-0 ..	1983..	1987.....	W 2
West Georgia College	2-0.....	-	-	2-0 ..	1968..	1969.....	W 2
Western Ontario .....	6-1.....	-	-	6-1 ..	1979..	1989.....	W 3
Wheaton .....	1-0.....	-	-	1-0 ..	1978..	1978.....	W 1
Wilfrid-Laurier .....	2-0.....	1-0	-	1-0 ..	1986..	1987.....	W 2
William Woods.....	1-0.....	1-0	-	-	1998..	1998.....	W 1
Winnipeg .....	4-2.....	1-0	-	3-2 ..	1981..	1984.....	L 1
Wisconsin .....	10-0.....	5-0	2-0.....	3-0 ..	1979..	1987.....	W 10
Wisconsin-Milwaukee .....	20-0....	10-0	7-0.....	3-0 ..	1991..	1997.....	W 20
Wright State .....	5-0.....	2-0	2-0.....	1-0 ..	1978..	1979.....	W 5
Yale .....	2-0.....	-	-	2-0 ..	1975..	1986.....	W 2
York, Pa .....	6-1.....	3-0	1-1.....	2-0 ..	1980..	1988.....	W 3
(includes two wins vs. unknown team)							
TOTALS.....	940-380-3						



# RESULTS BY SEASON

<b>1968</b>	<b>MIVA Playoff at Ball State (Champion)</b>
<b>Record: 17-6</b>	A 26 W 2-0 N Illinois-Chicago.....16-14, 15-2
<b>Head Coach: Karl Dunlap</b>	A 26 W 2-0 A Ball State.....15-13, 15-13
<b>Tennessee Tournament</b>	A 26 W 2-1 A Ball State.....11-15, 15-12, 16-14
J 20 W 2-0 A Tennessee.....15-8, 15-7	<b>1970</b>
J 20 W 2-0 N West Georgia College.....na	<b>Record: 16-2</b>
F 17 L 2-3 A Ball State.....15-7, 2-15, 13-11, 9-15, 13-15	<b>Head Coach: Karl Dunlap</b>
M 2 L 1-3 A Earlham.....6-15, 7-15, 10-15	J 17 W 3-0 A Tennessee.....10-15, 15-6, 15-10
<b>Ohio State Invitational</b>	J - W 2-0 H Earlham.....na
M30 W - H Michigan State.....na	J - W 2-0 H Ball State.....na
M30 W 2-0 H Indiana.....15-11, 15-12	J - W 3-0 H Purdue.....na
A 3 L 0-3 H Ball State.....8-15, 3-15, 9-15	J - W 3-0 H Indiana.....na
<b>MIVA Tournament, 1st round at Earlham</b>	J - W - H ? team.....na
A 6 W - N Indiana.....na	J - W - H ? team.....na
A 6 W - N Kentucky.....na	A 1 W 3-0 H Indiana Tech.....15-7, 15-6, 15-13
A 6 W - A Earlham.....na	A 3 L 0-3 H Ball State.....6-15, 6-15, 7-15
A 6 W - N Indiana Tech.....na	<b>Ohio State Invitational</b>
A 6 W - N Illinois.....na	A 4 W 3-0 H Illinois-Chicago.....15-5, 16-14, 15-10
A 6 W 2-0 A Earlham.....15-2, 15-12	A 4 W 3-0 H George Williams.....16-14, 15-5, 15-6
<b>MIVA Tournament 2nd round at Ball State</b>	A 4 W 3-1 H Tennessee.....15-11, 12-15, 15-2, 15-5
A 20 W - N Earlham.....na	<b>Ohio State Invitational Championship</b>
A 20 W - N Indiana.....na	A 4 W 2-0 H George Williams.....15-4, 15-10
A 20 W - N Kentucky.....na	A 10 W 3-1 A Indiana Tech.....15-9, 12-15, 15-6, 15-5
A 20 W - N Indiana Tech.....na	<b>Played at Indiana Tech</b>
A 20 L - A Ball State.....na	A 11 W 3-0 N Earlham.....15-12, 15-9, 15-8
<b>MIVA Tournament Finals at Ohio State (3rd)</b>	A 14 L 1-3 A Ball State.....6-15, 15-8, 13-15, 3-15
A 27 W - H Earlham.....na	A 17 W 3-0 A Illinois-Chicago.....16-14, 15-11, 15-4
A 27 L 0-2 H Ball State.....9-15, 1-15	<b>Played at Illinois-Chicago</b>
A 27 W - H Indiana Tech.....15-8, 12-15, 15-10	A 18 W 3-0 N George Williams.....16-14, 15-6, 15-11
A 27 W - H Earlham.....15-10, 15-9	
A 27 L 1-2 H George Williams.....11-15, 15-6, 13-15	
<b>1969</b>	
<b>Record: 24-0</b>	
<b>Head Coach: Karl Dunlap</b>	
<b>Tennessee Tournament</b>	
J 18 W 2-0 N West Georgia College.....15-0, 15-11	
J 18 W 2-0 N Virginia Tech.....15-4, 14-6	
J 18 W 2-0 A Tennessee.....15-0, 15-9	
F 6 W 2-0 H Indiana.....15-3, 15-6	
F 6 W 2-0 H Cincinnati.....15-1, 15-3	
F 21 W 3-0 A Purdue.....15-7, 15-10, 15-6	
F 22 W 3-0 A Indiana.....15-0, 15-2, 15-8	
<b>Played at Indiana</b>	
F 22 W 3-0 N Earlham.....15-1, 15-10, 15-7	
<b>College Division Tournament</b>	
A 4 W 2-0 H Indiana.....na	
A 4 W 2-0 H Ball State.....na	
A 4 W 2-0 H Tennessee.....na	
A 4 W 2-0 H Michigan.....na	
<b>College Division Tournament Championship</b>	
A 4 W 2-1 H Ball State.....15-10, 11-15, 15-4	
<b>MIVA Tournament 1st Round at Ohio State</b>	
A - W 2-1 H Michigan State.....na	
A - W 2-0 H Toledo.....na	
A - W 2-0 H George Williams.....na	
A - W 3-0 A Ball State.....na	
<b>MIVA Tournament 2nd Round at Earlham</b>	
A 19 W 2-1 N Indiana Tech.....15-5, 9-15, 15-6	
A 19 W 2-1 A Earlham.....14-16, 15-7, 15-3	
A 19 W 2-0 N Purdue.....15-7, 15-12	
	<b>Record: 17-7-1</b>
	<b>Head Coach: Karl Dunlap</b>
	J 16 W 2-0 A Tennessee.....15-12, 17-15
	<b>Columbus (OH) YMCA Tournament</b>
	J 30 W 2-0 N Bowling Green.....15-3, 15-2
	J 30 L 0-2 N Earlham.....5-15, 10-15
	J 30 T 1-1 N Slippery Rock.....15-3, 12-15
	<b>Dayton (OH) YMCA Tournament</b>
	F 6 L 0-2 N Tennessee.....13-15, 14-16
	F 13 W 2-0 A Indiana.....15-8, 15-2
	<b>Played at Indiana</b>
	F 13 W 2-1 N Purdue.....15-8, 13-15, 15-8
	<b>Played at Toledo</b>
	F 19 W 3-0 N Bowling Green.....15-8, 15-8, 15-4
	<b>Played at Toledo</b>
	F 20 W 3-0 N George Williams.....15-8, 15-8, 15-4
	F 20 W 3-1 A Toledo.....12-15, 15-10, 15-7, 15-7
	F 26 W 3-2 A Michigan State..10-15, 15-4, 12-15, 15-6, 15-9
	F 27 W 3-0 A Michigan.....15-8, 16-14, 15-1
	M 6 W 3-1 A Earlham.....15-13, 15-12, 10-15, 15-3
	M12 W 3-0 H Bowling Green.....15-4, 15-9, 15-9
	M13 W 3-0 H Earlham.....15-6, 15-3, 15-12
	A 1 L 0-3 H Indiana Tech.....14-16, 16-18, 8-15
	<b>Ohio State Invitational</b>
	A 3 W 2-0 H Penn State.....15-12, 15-8
	A 3 W 2-0 H Michigan.....15-12, 15-8
	A 3 W 2-0 H Toledo.....15-11, 15-10
	A 3 W 2-0 H Bowling Green.....15-4, 15-12
	A 3 W 2-1 H Tennessee.....8-15, 15-9, 15-9
	A 7 L 0-3 A Ball State.....8-15, 8-15, 17-19



# RESULTS BY SEASON

A 9 L 1-3 H Indiana Tech ..... 13-15, 15-10, 6-15, 9-15  
 A 10 L 2-3 H George Williams .....  
 ..... 11-15, 15-13, 12-15, 15-7, 6-15  
 A - L 0-3 H Ball State ..... na

**1972**

**Record: 20-3**

**Head Coach: Doug Beal**

F 19 W 3-0 A George Williams ..... 15-7, 15-5, 15-5  
 F 23 W 3-0 A Bowling Green ..... 15-4, 15-4, 15-10  
 M 8 W 3-0 A Earlham ..... 15-8, 15-10, 15-2  
 M - W 3-2 A Penn State ..... na  
 M - W 3-0 A Army ..... na  
 M - W 3-0 A Net Platz State ..... na  
 M - W 3-1 A Rhode Island ..... na  
 M - W 3-2 A Springfield ..... na

**Played at Springfield**

M - W 2-1 N Massachusetts ..... na  
 M - W 3-1 A Indiana Tech ..... na

**Ohio State Invitational**

A 1 W 2-0 H Penn State ..... na  
 A 1 W 3-1 H George Williams ..... na  
 A 1 L 0-2 H Ball State ..... na  
 A 1 W 3-1 H Graceland ..... na  
 A 1 W 2-0 H Tennessee ..... na  
 A 1 L 0-2 H Ball State ..... 9-14, 13-15  
 A 5 W 3-1 A Indiana ..... 12-15, 15-13, 15-9, 15-9  
 A 6 W 3-0 H Indiana Tech ..... 15-8, 15-12, 17-15  
 A 7 W 3-0 H Bowling Green ..... 15-4, 15-4, 15-10  
 A 11 W 3-2 A Ball State ..... 11-15, 13-15, 15-13, 15-12, 15-4  
 A 13 W 3-0 H Indiana ..... 15-6, 15-5, 15-11  
 A 18 L 0-3 H Ball State ..... 16-18, 12-15, 7-15  
 A 19 W 3-0 H Earlham ..... 15-4, 15-3, 15-7

**1973**

**Record: 16-5**

**Head Coach: Doug Beal**

M - W 3-1 A Graceland ..... na

**Ball State Invitational**

M26 W 3-1 N Indiana ..... 11-15, 15-5, 15-11  
 M26 W 2-0 N Tennessee ..... 15-3, 15-9  
 M26 W 2-1 N Graceland ..... 15-2, 13-11, 15-9

**Ball State Invitational Championship**

M26 L 0-2 A Ball State ..... 15-17, 9-15  
 M - W 3-0 A Indiana Tech ..... na  
 M30 W 3-1 H Earlham ..... 15-6, 15-6, 7-15, 15-8  
 M - W 3-1 H George Williams ..... na  
 A 4 W 3-0 A Bowling Green ..... na

**Ohio State Invitational**

A 14 W 2-1 H Tennessee ..... na  
 A 14 W 2-1 H Penn State ..... na  
 A 14 W 2-1 H Bowling Green ..... na

**Ohio State Invitational Semifinals**

A 14 L 0-2 H Ball State ..... 15-1, 15-9  
 A 18 W 3-0 A Earlham ..... 15-13, 15-3, 16-14  
 A 20 W 3-0 H Indiana Tech ..... 15-5, 15-3, 15-7  
 A 21 W 3-1 H Indiana ..... na  
 A 25 W 3-0 H Bowling Green ..... na  
 A 28 W 3-2 A Indiana ..... na  
 M 2 L 1-3 H Ball State ..... na  
 M 9 L 2-3 A Ball State ..... na  
 M 11 L 0-3 A George Williams ..... na

**1974**

**Record: 16-7**

**Head Coach: Doug Beal**

F 25 L 0-3 H Santa Barbara ..... 3-15, 3-15, 2-15

**Ohio State Invitational**

M 15 W 3-0 H Springfield ..... 15-12, 15-11  
 M 15 W 2-0 H Bowling Green ..... 15-8, 15-7  
 M 16 L 1-2 H Ball State ..... na  
 M 20 W 3-0 H Michigan ..... 15-3, 15-9, 15-2

**Ball State Invitational**

M23 L 1-2 N George Williams ..... na  
 M23 W 2-1 N Penn State ..... na  
 M23 W 2-1 N Bowling Green ..... na  
 M23 W 2-0 N Indiana ..... na  
 M23 W 3-0 N Michigan ..... na  
 M23 L 0-2 A Ball State ..... na  
 M27 W 3-1 H Bowling Green ..... 15-10, 9-15, 15-13, 15-7  
 A 1 W 3-1 H Kellogg C C ..... 9-15, 15-5, 15-9, 15-7  
 A 1 W 3-0 H Earlham ..... 15-6, 15-5, 15-4  
 A 3 L 1-3 A Ball State ..... 13-15, 9-15, 15-9, 6-15  
 A 6 L 2-3 H George Williams .....  
 ..... 15-17, 15-11, 15-12, 3-15, 12-15

A 12 W 3-0 H Indiana ..... 15-9, 15-8, 15-4  
 A 15 W 3-1 A Earlham ..... 15-2, 15-5, 11-15, 15-10  
 A 17 W 3-0 A Bowling Green ..... na

**Played at Bowling Green**

A 17 W 3-0 N Kellogg C C ..... na  
 A 20 W 3-0 A Indiana ..... 15-2, 15-2, 15-5  
 A 24 W 3-0 H Ball State ..... 15-12, 15-4, 16-14  
 A 26 L 2-3 A George Williams ..... na

**1975**

**Record: 21-3**

**Head Coach: Taras Liskevych**

**Big Ten Tournament at Michigan**

F 22 W 2-0 N Michigan State ..... 11-1, 11-3  
 F 22 W 2-0 A Michigan ..... 18-16, 15-13  
 F 22 W 2-0 N Purdue ..... 15-9, 15-13  
 M 8 L 1-3 H Kellogg C C ..... 11-15, 8-15, 15-11, 9-15  
 M 8 W 3-1 H Michigan ..... 15-9, 15-10, 7-15, 15-7  
 M21 L 1-3 A Kellogg C C ..... 15-9, 14-16, 13-15, 10-15  
 M23 W 3-1 A George Williams ..... 15-10, 12-15, 15-9, 15-10  
 M28 W 3-1 H Graceland ..... 15-13, 13-15, 15-5, 15-11

**Ohio State Invitational**

M29 W 2-0 H Indiana ..... 15-4, 15-5  
 M29 W 2-0 H Springfield ..... 15-10, 15-13  
 M29 W 2-0 H Tennessee ..... 15-10, 16-14  
 M29 W 2-0 H Graceland ..... 15-13, 15-11  
 M29 W 2-1 H Ball State ..... 9-15, 15-8, 15-13  
 A 4 W 3-0 H George Williams ..... 15-10, 15-3, 15-4  
 A 8 W 3-0 A Indiana ..... 15-6, 15-4, 15-8  
 A 11 W 3-0 A Earlham ..... 15-13, 15-8, 15-7  
 A 12 W 3-0 A Bowling Green ..... 15-3, 15-4, 17-15  
 A 14 W 3-0 H Indiana ..... 15-2, 15-6, 15-2  
 A 18 W 3-0 H Ball State ..... 15-13, 18-16, 16-14  
 A 25 W 3-0 H Bowling Green ..... 15-1, 15-7, 15-12  
 A 30 W 3-0 H Earlham ..... 15-2, 15-8, 15-6  
 M 3 W 3-2 A Ball State ..... 15-10, 11-15, 8-15, 15-11, 18-16

**NCAA Championship Semifinal at UCLA**

M 9 L 1-3 A UCLA ..... 1-15, 11-15, 15-8, 10-15

**NCAA Championship Consolation at UCLA**

M 10 W 3-0 N Yale ..... 15-6, 15-9





# RESULTS BY SEASON

## NCAA Championship Consolation at Ohio State

M 6 W 3-0 H Rutgers-Newark.....15-11, 15-12, 15-9

## 1979

**Record: 26-11**

**Head Coach: Doug Tegtmeier**

### Pittsburgh Invitational

F 9 L 1-2 N Army.....11-15, 16-14, 7-15  
 F 9 W 2-0 N Carnegie Mellon.....15-0, 15-6  
 F 10 W 3-0 N Guelph.....15-3, 15-3  
 F 10 W 2-0 N Pennsylvania.....15-8, 15-6  
 F 10 W 2-1 N George Williams.....13-15, 15-7, 15-5  
 F 10 W 2-0 N Western Ontario.....15-12, 15-10  
 F 10 W 2-1 N Kellogg C C.....15-11, 10-15, 15-13  
 F 10 W 2-0 N Army.....15-10, 15-5

### MIVA Classic at Chicago, Ill.

F 16 L 0-3 N Kellogg C C.....13-15, 11-15, 13-15  
 F 17 W 3-0 N Wright State.....15-3, 15-2, 15-1  
 F 17 W 3-0 N Wisconsin.....15-6, 15-13, 15-8  
 F 17 L 0-2 N Ball State.....5-15, 13-15

### Big Ten Invitational at Indiana

F 24 W 2-0 N Northwestern.....15-0, 15-2  
 F 24 W 2-0 N Minnesota.....15-5, 15-3  
 F 24 W 2-0 N Wisconsin.....15-12, 15-6  
 F 24 W 2-0 N Illinois.....15-12, 19-17  
 F 24 W 2-0 A Indiana.....15-2, 15-12

### Golden Dome Tournament at Rutgers-Newark

M 2 L 1-3 N Southern California.. 11-15, 17-19, 15-13, 7-15  
 M 3 L 0-3 A Rutgers-Newark.....8-15, 5-15, 5-15  
 M 9 W 3-0 H Wisconsin.....15-4, 15-1, 15-9  
 M22 L 1-3 H Penn State.....13-15, 15-10, 13-15, 13-15  
 M24 W 3-0 A Wisconsin.....15-5, 15-5, 15-1  
 M27 W 3-1 A Kellogg C C.....15-11, 15-8, 11-15, 15-13  
 M29 L 0-3 A Ball State.....8-15, 3-15, 12-15  
 A 3 W 3-0 H Wright State.....15-2, 15-5, 15-2  
 A - L 0-3 A Santa Barbara.....5-15, 9-15, 7-15

### Collegiate Classic at UCLA

A 6 L 0-3 A UCLA.....1-15, 2-15, 17-19  
 A 7 L 1-3 N Pepperdine.....9-15, 6-15, 15-11, 10-15  
 A 10 W 3-0 H Earlham.....15-8, 15-0, 15-5  
 A 14 W 3-1 A George Williams.....15-11, 15-11, 15-18, 15-4

### Played at George Williams

A 14 W 3-0 N Indiana.....15-1, 15-9, 15-8  
 A 17 W 3-1 A Earlham.....15-3, 14-16, 15-9, 15-2  
 A 20 W 3-0 H George Williams.....15-11, 15-11, 15-7  
 A 21 L 2-3 H Ball State.....6-15, 16-14, 10-15, 15-9, 7-15  
 A 24 W 3-2 A Wright State....12-15, 15-4, 13-15, 15-10, 15-4

### Played at Wright State

A 24 W 3-0 N Indiana.....15-11, 15-6, 15-5  
 A 27 W 3-1 H Kellogg C C.....15-5, 13-15, 15-9, 16-14

## 1980

**Record: 30-5**

**Head Coach: Bob Yoder**

### Nittany Lion Invitational at Penn State

J 27 W 2-0 N East Stroudsburg State.....15-5, 15-4  
 J 27 W 2-0 N Cornell.....15-5, 15-5  
 J 27 W 2-0 N York.....15-10, 15-8  
 J 27 W 2-0 N Western Ontario.....15-11, 15-8  
 J 27 W 2-0 N Queens.....15-7, 15-6  
 J 27 L 0-2 A Penn State.....7-15, 7-15

### Ohio State Invitational

F 1 W 3-0 H Kellogg C C.....15-8, 15-10, 15-4  
 F 1 W 3-0 H Michigan.....15-3, 15-4, 15-5  
 F 1 W 3-0 H Indiana-Purdue.....15-2, 15-11, 15-9  
 F 2 W 2-0 H Cincinnati.....15-5, 15-0  
 F 2 W 2-0 H Wisconsin.....15-8, 15-11  
 F 2 W 3-1 H Ball State.....12-15, 15-9, 15-2, 15-5

### Pitt Invitational

F 15 W 2-0 N Queens.....15-7, 15-7  
 F 15 W 2-0 A Pittsburgh.....15-12, 15-5  
 F 15 W 2-0 N Edinboro.....15-9, 15-3  
 F 16 W 2-0 N George Williams.....15-9, 15-13  
 F 16 W 2-0 N Penn State.....15-12, 15-11  
 F 16 L 1-2 N Rutgers-Newark.....15-12, 12-15, 9-15  
 F 21 W 3-0 A Cincinnati.....15-3, 15-7, 15-9  
 M 4 W 3-0 A Earlham.....15-2, 15-2, 15-8  
 M22 W 3-1 A Penn State.....15-10, 9-15, 15-10, 17-15  
 M27 L 2-3 A Kellogg C C ... 15-7, 15-5, 11-15, 11-15, 12-15  
 M28 W 3-0 A Indiana-Purdue.....15-1, 15-0, 15-3  
 A 1 W 3-0 H Earlham.....15-1, 15-2, 15-10  
 A 5 W 3-0 H Penn State.....15-7, 15-7, 15-3  
 A 8 W 3-0 H Indiana-Purdue.....15-1, 15-6, 15-6  
 A 11 W 3-0 H Ball State.....15-5, 15-9, 15-4  
 A 15 W 3-0 H Cincinnati.....15-1, 15-8, 15-10  
 A 19 W 3-0 H George Williams.....15-9, 15-1, 15-6  
 A 25 W 3-0 H Wisconsin.....15-10, 15-9, 15-2  
 A 26 W 3-1 A Ball State.....16-18, 15-12, 15-12, 15-6

### MIVA Tournament Semifinal at Ball State

M 2 W 3-2 A Ball State.....7-15, 15-6, 15-12, 9-15, 16-14

### MIVA Tournament Championship at Ball State (2nd)

M 3 L 1-3 N Kellogg C C.....8-15, 15-11, 14-16, 12-15

### NCAA Championship Semifinal at Ball State

M 9 L 0-3 N UCLA.....8-15, 7-15, 7-15

### NCAA Championship Consolation at Ball State

M 10 W 3-0 N Rutgers-Newark.....15-12, 15-9, 15-2

## 1981

**Record: 29-5**

**Head Coach: Bob Yoder**

### Played at Maple Heights (OH) High School

F 5 W 3-1 N Winnipeg.....15-9, 15-17, 15-7, 15-8

### Buckeye Collegiate Invitational at Ohio State

F 6 W 2-0 H Toledo.....15-0, 15-1  
 F 6 W 2-0 H Tennessee.....15-8, 15-6  
 F 6 W 2-0 H George Mason.....15-5, 15-2  
 F 7 W 2-0 H Kellogg C C.....15-7, 15-2  
 F 7 W 2-1 H Winnipeg.....15-8, 15-17, 15-6  
 F 7 W 3-2 H Ball State.....15-1, 15-3, 14-16, 12-15, 15-9

### Pitt Invitational at Pittsburgh

F 13 W 2-0 N Army.....15-0, 15-8  
 F 13 W 2-0 N Indiana-Purdue.....15-2, 15-3  
 F 13 W 2-0 N Cincinnati.....15-5, 15-3  
 F 14 W 2-0 N Winnipeg.....15-12, 15-8  
 F 14 W 2-0 N Rutgers-Newark.....15-12, 15-8  
 F 14 L 0-2 N Penn State.....3-15, 13-15  
 F 21 W 3-0 A Toledo.....15-1, 15-3, 15-3  
 F 25 W 3-0 H Indiana-Purdue.....15-0, 15-7, 15-2  
 F 28 W 3-0 A Penn State.....15-12, 15-10, 15-9  
 M 4 W 3-0 A Kellogg C C.....15-9, 15-2, 15-3  
 M 7 W 3-0 H Wisconsin.....15-4, 15-5, 15-7

### Ball State Invitational

M 13 W 3-1 N Penn State.....18-16, 15-6, 5-15, 15-7  
 M 14 W 3-2 A Ball State.....15-10, 4-15, 12-15, 15-4, 15-11



# RESULTS BY SEASON

M20	W 3-0	H Kellogg C C	15-13, 15-4, 15-8
M	L 2-3	A Pepperdine	15-12, 3-15, 11-15, 15-13, 9-15
M	W 3-2	A Long Beach State	4-15, 15-11, 10-15, 15-12, 15-13
M	W 3-0	A Loyola Marymount	17-15, 15-10, 15-12

## Sports Imports Invitational at Ohio State

A 3	L 1-3	H Southern California	15-11, 7-15, 8-15, 11-15
A 4	W 3-2	H Stanford	14-16, 15-8, 16-14, 12-15, 16-14
A 9	W 3-1	A Ball State	13-15, 15-6, 15-13, 15-9
A 11	W 3-1	A Wisconsin	15-7, 9-15, 15-5, 15-5
A 17	W 3-0	H Cincinnati	15-1, 15-5, 15-9
A 24	W 3-1	H Ball State	15-6, 15-8, 5-15, 15-5

## MIVA Tournament Semifinal at Ohio State

M 1	W 3-0	H George Williams	15-4, 15-4, 15-6
-----	-------	-------------------	------------------

## MIVA Tournament Championship at Ohio State (1st)

M 2	W 3-0	H Ball State	15-1, 15-3, 15-10
-----	-------	--------------	-------------------

## NCAA Championship Semifinal at Santa Barbara

M 8	L 0-3	N UCLA	8-15, 7-15, 9-15
-----	-------	--------	------------------

## NCAA Championship Consolation at Santa Barbara

M 9	L 1-3	N Penn State	15-17, 15-10, 7-15, 8-15
-----	-------	--------------	--------------------------

\*Midwest Intercollegiate Volleyball Association Match

## 1982

**Record: 30-8**

**Head Coach: Jim Smoot**

J 9	W 3-0	A Michigan	15-0, 15-8, 15-6
-----	-------	------------	------------------

J 30	W 3-0	A George Williams	15-5, 15-5, 15-7
------	-------	-------------------	------------------

## Played at George Williams

J 30	W 3-0	N Wisconsin	15-4, 15-7, 15-12
------	-------	-------------	-------------------

## Buckeye Invitational at Ohio State

F 5	W 2-0	H Cincinnati	15-4, 15-3
-----	-------	--------------	------------

F 5	W 2-0	H Purdue	15-0, 15-9
-----	-------	----------	------------

F 5	W 2-0	H Toledo	15-5, 15-1
-----	-------	----------	------------

F 6	W 2-0	H Indiana-Purdue	15-11, 15-4
-----	-------	------------------	-------------

F 6	W 2-0	H Pittsburgh	15-3, 15-11
-----	-------	--------------	-------------

F 6	W 2-1	H Tennessee	14-16, 15-2, 15-11
-----	-------	-------------	--------------------

F 6	L 1-3	H Ball State	15-9, 14-16, 13-15, 13-15
-----	-------	--------------	---------------------------

## Pittsburgh Tournament

F 12	W 2-0	N Edinboro	15-2, 15-3
------	-------	------------	------------

F 12	W 2-0	N Tennessee-Chattanooga	15-4, 15-3
------	-------	-------------------------	------------

F 13	W 2-1	N Cal-State Northridge	14-16, 15-4, 15-12
------	-------	------------------------	--------------------

F 13	L 1-2	N Winnipeg	13-15, 16-14, 13-15
------	-------	------------	---------------------

F 19	W 3-0	H Cincinnati	15-2, 15-1, 15-8
------	-------	--------------	------------------

F 24	W 3-0	H Earlham	15-10, 15-5, 15-4
------	-------	-----------	-------------------

F 27	W 3-0	A Purdue	15-7, 15-4, 15-3
------	-------	----------	------------------

## Played at Purdue

F 27	W 3-0	N George Williams	15-1, 15-3, 15-8
------	-------	-------------------	------------------

M 3	W 3-0	H Toledo	15-3, 15-7, 15-2
-----	-------	----------	------------------

M 4	W 3-0	H Indiana-Purdue	15-2, 15-0, 15-14
-----	-------	------------------	-------------------

## Volleycard Classic at Ball State

M12	W 3-0	N Graceland	15-7, 15-5, 15-5
-----	-------	-------------	------------------

M13	W 3-1	N Penn State	15-10, 4-15, 15-13, 15-8
-----	-------	--------------	--------------------------

M13	W 3-0	A Ball State	15-8, 15-5, 15-3
-----	-------	--------------	------------------

M22	W 3-2	A Loyola Marymount	11-15, 15-5, 15-8, 14-16, 15-8
-----	-------	--------------------	--------------------------------

M23	L 0-3	A Southern California	8-15, 14-16, 5-15
-----	-------	-----------------------	-------------------

M24	L 1-3	A San Diego State	15-12, 13-15, 14-16, 8-15
-----	-------	-------------------	---------------------------

M27	L 1-3	A Penn State	15-5, 6-15, 11-15, 14-16
-----	-------	--------------	--------------------------

A 2	W 3-0	A Cincinnati	15-4, 15-1, 15-8
-----	-------	--------------	------------------

A 6	W 3-0	A Toledo	15-0, 15-2, 15-8
-----	-------	----------	------------------

A 8	W 3-1	A Ball State	15-13, 15-10, 9-15, 15-8
-----	-------	--------------	--------------------------

A 17	W 3-0	A Earlham	15-4, 15-2, 15-5
------	-------	-----------	------------------

## Played at Earlham

A 17	W 3-0	N George Williams	15-7, 15-10, 15-8
------	-------	-------------------	-------------------

A 20	L 2-3	H Ball State	15-12, 14-16, 11-15, 15-3, 10-15
------	-------	--------------	----------------------------------

## MIVA Tournament Semifinal at George Williams

A 23	W 3-0	N Michigan	15-8, 15-3, 16-14
------	-------	------------	-------------------

## MIVA Tournament Championship at George Williams (1st)

A 24	W 3-0	N Ball State	15-8, 15-5, 15-12
------	-------	--------------	-------------------

## MIVA Playoff at Ohio State

M 1	W 3-2	H Ball State	12-15, 15-17, 15-7, 15-7, 15-12
-----	-------	--------------	---------------------------------

## NCAA Championship Semifinal at Penn State

M 7	L 0-3	N UCLA	10-15, 12-15, 7-15
-----	-------	--------	--------------------

## NCAA Championship Consolation at Penn State

M 8	L 1-2	N Southern California	15-12, 2-15, 9-15
-----	-------	-----------------------	-------------------

## 1983

**Record: 28-11-2**

**Head Coach: Jim Smoot**

J 14	W 3-0	A Loyola Marymount	15-6, 15-13, 15-12
------	-------	--------------------	--------------------

J 16	L 0-3	A Pepperdine	6-15, 11-15, 8-15
------	-------	--------------	-------------------

J 17	L 0-3	A Cal State Long Beach	6-15, 8-15, 14-16
------	-------	------------------------	-------------------

## Penn State Tournament

J 29	T 1-1	N Pittsburgh	13-15, 15-9
------	-------	--------------	-------------

J 29	W 2-0	N Edinboro	15-1, 15-5
------	-------	------------	------------

J 29	W 2-0	N George Mason	15-12, 15-9
------	-------	----------------	-------------

J 29	W 2-0	N N.J. Inst. Of Technology	15-5, 15-1
------	-------	----------------------------	------------

J 29	L 0-2	N Ball State	9-15, 13-15
------	-------	--------------	-------------

J 30	L 2-3	A Penn State	15-11, 16-18, 15-5, 10-15, 10-15
------	-------	--------------	----------------------------------

## Buckeye Invitational at Ohio State

F 4	W 2-0	H Pittsburgh	15-9, 15-6
-----	-------	--------------	------------

F 4	W 2-0	H Michigan	15-0, 15-8
-----	-------	------------	------------

F 5	W 2-0	H Indiana-Purdue	15-8, 15-8
-----	-------	------------------	------------

F 5	W 2-0	H Purdue	15-4, 15-12
-----	-------	----------	-------------

F 5	L 1-2	H Ball State	15-10, 14-16, 8-15
-----	-------	--------------	--------------------

## Pitt Invitational at Pittsburgh

F 11	W 3-0	N Waterloo	15-4, 15-6, 15-9
------	-------	------------	------------------

F 11	W 3-0	A Pittsburgh	15-10, 15-8, 15-11
------	-------	--------------	--------------------

F 12	W 3-1	N Winnipeg	13-15, 15-3, 15-7, 15-7
------	-------	------------	-------------------------

F 12	L 2-3	N Ball State	15-11, 7-15, 15-6, 13-15, 8-15
------	-------	--------------	--------------------------------

F 12	W 3-1	N York	15-4, 13-15, 15-4, 15-10
------	-------	--------	--------------------------

F 16	W 3-1	H Earlham	12-15, 15-10, 15-2, 15-12
------	-------	-----------	---------------------------

F 16	W 3-0	H Bowling Green	15-6, 15-1, 15-10
------	-------	-----------------	-------------------

F 23	W 3-1	H Indiana-Purdue	15-10, 15-7, 8-15, 15-11
------	-------	------------------	--------------------------

F 26	W 3-0	H George Williams	15-7, 15-7, 15-12
------	-------	-------------------	-------------------

M 5	W 3-1	A George Williams	15-1, 15-1, 11-15, 15-6
-----	-------	-------------------	-------------------------

## Golden Dome at Rutgers-Newark

M 11	W 2-0	A Rutgers-Newark	15-4, 18-16
------	-------	------------------	-------------

M 11	L 0-2	N UCLA	2-15, 14-16
------	-------	--------	-------------

M 12	T 1-1	N Penn State	13-15, 15-10
------	-------	--------------	--------------

M 12	L 2-3	N UCLA	7-15, 15-13, 15-6, 10-15, 8-15
------	-------	--------	--------------------------------

M 12	W 3-1	N George Mason	15-2, 11-15, 15-9, 15-9
------	-------	----------------	-------------------------

M30	W 3-1	A Earlham	15-4, 15-5, 8-15, 15-3
-----	-------	-----------	------------------------

## Volleycard Classic at Ball State

A 1	L 0-3	A Ball State	9-15, 13-15, 12-15
-----	-------	--------------	--------------------

A 2	L 1-3	N Penn State	10-15, 3-15, 15-11, 4-15
-----	-------	--------------	--------------------------

A 2	W 3-0	N Pittsburgh	15-13, 15-2, 15-7
-----	-------	--------------	-------------------

A 8	W 3-0	H Ball State	15-10, 15-6, 15-5
-----	-------	--------------	-------------------

A 9	W 3-2	H Penn State	11-15, 14-16, 15-13, 17-15, 15-8
-----	-------	--------------	----------------------------------

A 13	W 3-1	H Indiana-Purdue	15-8, 15-5, 13-15, 15-11
------	-------	------------------	--------------------------

A 20	W 3-2	A Ball State	12-15, 3-15, 15-10, 15-6, 15-8
------	-------	--------------	--------------------------------

## MIVA Tournament Semifinal at Ball State

A 22	W 3-0	N Earlham	15-1, 15-8, 15-4
------	-------	-----------	------------------





# RESULTS BY SEASON

## MIVA Tournament Championship at Ball State (1st)

A 23 W 3-2 A Ball State ..... 12-15, 15-9, 15-8, 8-15, 15-10

## NCAA Championship Semifinal at Ohio State

M 6 L 0-3 H UCLA ..... 4-15, 5-15, 4-15

## NCAA Championship Consolation at Ohio State

M 7 W 3-1 H Penn State ..... 15-13, 15-12, 13-15, 15-10

## 1984

**Record: 25-8**

**Head Coach: Jim Smoot**

### Excalibur Tournament at York University

J 6 W 3-0 N Alberta ..... 15-4, 15-9, 15-9

J 6 W 3-0 N Dalhousie ..... 15-10, 15-9, 15-13

J 7 W 3-2 A York ..... 15-12, 10-15, 15-11, 12-15, 16-14

J 7 L 1-3 N Ball State ..... 17-15, 8-15, 11-15, 7-15

J 7 W 3-0 N Toronto ..... 15-7, 15-13, 15-8

### Penn State Tournament

J 28 W 3-0 N Western Ontario ..... 15-8, 15-6, 15-11

J 29 L 2-3 A Penn State ..... 10-15, 15-3, 10-15, 15-3, 15-3

J 29 L 1-3 N Winnipeg ..... 3-15, 5-15, 16-14, 5-15

### Buckeye Invitational at Ohio State

F 4 W 3-1 H Loyola Marymount ..... 9-15, 15-5, 15-5, 15-11

F 4 W 3-0 H Guelph ..... 15-8, 15-8, 15-13

F 5 W 3-0 H Loyola Marymount ..... 15-9, 16-14, 15-6

F 5 W 3-2 H Penn State ..... 15-13, 15-9, 12-15, 6-15, 15-12

F 5 W 3-0 H Ball State ..... 15-10, 15-10, 15-8

### Edinboro State Invitational

F 11 W 2-0 N Guelph ..... 15-8, 15-13

F 11 W 2-0 N Pittsburgh ..... 15-8, 15-6

F 12 W 2-0 A Edinboro State ..... 15-2, 15-7

F 12 W 3-1 N Pittsburgh ..... 11-15, 16-14, 15-13, 15-6

F 15 W 3-1 H Bowling Green ..... 15-3, 7-15, 15-13, 15-11

F 22 W 3-0 A Indiana-Purdue ..... 15-3, 15-12, 15-10

F 25 W 3-1 H Penn State ..... 15-12, 8-15, 15-12, 15-12

F \_\_\_ W 3-0 A Bowling Green ..... 15-8, 15-7, 15-9

M 3 W 3-0 A George Williams ..... 15-12, 15-5, 15-13

### Played at George Williams

M 3 W 3-0 N Indiana-Purdue ..... 15-2, 15-4, 15-11

M 14 L 1-3 A Ball State ..... 8-15, 15-13, 8-15, 13-15

### Volleycard Classic at Ball State

M 30 L 2-3 N George Mason ..... 7-15, 11-15, 15-12, 15-13, 10-15

M 31 L 0-3 N Penn State ..... 14-16, 11-15, 0-15

M 31 W 3-2 A Ball State ..... 15-17, 15-12, 15-12, 6-15, 15-11

A 11 W 3-0 H Indiana-Purdue ..... 15-7, 15-6, 15-13

A 13 W 3-2 H Ball State ..... 15-12, 7-15, 15-5, 13-15, 15-9

A 14 W 3-0 H George Williams ..... 15-6, 15-5, 15-7

### MIVA Tournament Semifinal at Indiana-Purdue

A 20 W 3-0 A Indiana-Purdue ..... 15-7, 15-8, 15-2

### MIVA Tournament Championship at Indiana-Purdue (2nd)

A 21 L 1-3 N Ball State ..... 16-14, 15-17, 10-15, 12-15

### NCAA Regional Playoff at Ohio State

A \_\_\_ L 2-3 H Ball State ..... 15-10, 15-9, 13-15, 12-15, 5-15

## 1985

**Record: 16-13**

**Head Coach: Pete Hanson**

### George Williams Tournament

J 18 W 3-2 N Ball State ..... 15-13, 10-15, 15-12, 8-15, 15-12

J 19 L 1-3 N Indiana-Purdue ..... 6-15, 15-6, 5-15, 12-15

J 19 W 3-0 A George Williams ..... 15-12, 15-8, 15-5

### Penn State Invitational

J 25 L 1-3 N Rutgers-Newark ..... 7-15, 9-15, 15-7, 12-15

J 26 L 1-3 A Penn State ..... 8-15, 11-15, 15-5, 7-15

J 26 L 0-3 N Western Ontario ..... 8-15, 4-15, 2-15

### Buckeye Invitational at Ohio State

F 1 W 3-0 H Edinboro ..... 16-14, 15-6, 15-8

F 1 W 3-0 H George Williams ..... 15-7, 15-3, 15-12

F 2 W 3-2 H Indiana-Purdue ..... 8-15, 15-11, 12-15, 15-8, 15-4

F 2 L 1-3 H Ball State ..... 11-15, 15-11, 4-15, 4-15

F 6 W 3-0 A Bowling Green ..... 15-5, 15-7, 15-3

### Edinboro Tournament

F 8 W 2-0 A Edinboro ..... 15-9, 15-4

F 8 W 2-0 N Guelph ..... 16-14, 16-14

F 9 W 3-2 A Edinboro ..... 15-2, 5-15, 15-5, 10-15, 15-9

F 9 L 0-3 N East Stroudsburg ..... 13-15, 13-15, 6-15

F 22 W 3-1 A Indiana-Purdue ..... 17-15, 14-16, 15-12, 15-13

F 23 W 3-0 A George Williams ..... 18-16, 15-4, 15-13

M 6 W 3-0 H Bowling Green ..... 15-6, 15-12, 15-5

### Golden Dome Tournament at Rutgers-Newark

M 8 L 1-3 N George Mason ..... 19-17, 9-15, 0-15, 7-15

M 9 W 3-2 A Rutgers-Newark ..... 6-15, 13-15, 15-3, 15-7, 15-3

M 13 L 1-3 A Ball State ..... 0-15, 15-5, 14-16, 8-15

### Cardinal Classic at Ball State

M 29 L 0-3 N George Mason ..... 11-15, 12-15, 9-15

M 30 L 0-3 N Penn State ..... 11-15, 9-15, 6-15

M 30 L 2-3 A Ball State ..... 14-16, 15-17, 15-8, 15-12, 12-15

M 10 L 0-3 H Ball State ..... 10-15, 7-15, 14-16

M 12 W 3-2 H Indiana-Purdue ..... 15-8, 15-11, 7-15, 14-16, 15-2

M 13 W 3-0 H George Williams ..... 15-4, 15-8, 19-17

### MIVA Tournament Semifinal at Ball State

M 19 W 3-0 N Indiana-Purdue ..... 16-14, 15-8, 15-10

### MIVA Tournament Championship at Ball State (2nd)

M 20 L 2-3 A Ball State ..... 15-12, 15-12, 6-15, 14-16, 3-15

## 1986

**Record: 25-13**

**Head Coach: Pete Hanson**

### Excalibur Tournament at York University

J 3 -/- L 1-3 N Regina ..... 15-2, 9-15, 11-15, 11-15

J 4 -/- L 1-3 A York ..... 15-17, 6-15, 15-11, 13-15

J 4 -/- W 3-2 N Western Ontario ..... 15-6, 5-15, 17-19, 15-13, 15-2

J 5 -/- L 1-3 N Toronto ..... 16-14, 6-15, 8-15, 4-15

J 5 -/- W 3-1 N Western Ontario ..... 15-10, 11-15, 15-12, 15-13

J 16 -/- W 3-0 A Notre Dame ..... 15-3, 15-5, 15-13

### Indiana-Purdue Tournament

J 17 -/- W 3-0 N Arkansas-Little Rock ..... 15-2, 15-6, 16-14

J 18 -/- W 3-0 N Guelph ..... 15-7, 15-6, 15-11

J 18 -/- W 3-0 A Indiana-Purdue ..... 15-6, 15-11, 15-9

### Penn State Tournament

J 25 -/- W 3-1 N Rutgers-Newark ..... 15-2, 13-15, 15-13, 15-9

J 25 -/- L 1-3 A Penn State ..... 16-14, 7-15, 14-16, 10-15

J 26 -/- W 3-0 N Indiana-Purdue ..... 15-13, 15-6, 15-12

J 26 -/- L 0-3 N George Mason ..... 5-15, 9-15, 10-15

### N. J. Institute of Technology Tournament

F 1 12/- W 3-1 A NJIT ..... 15-12, 13-15, 15-9

F 1 12/- W 2-0 N Naval Academy ..... 15-7, 16-14

F 1 12/- W 3-0 N Yale ..... 15-0, 15-1

F 11/12/14t W 2-0 N East Stroudsburg ..... 15-11, 15-13

F 1 12/- L 0-2 N George Mason ..... 3-15, 6-15

F 31/2/14t W 3-1 A East Stroudsburg ..... 15-8, 12-15, 15-7, 15-1

### Ohio State Invitational

F 8 12/- W 3-0 H Michigan ..... 15-5, 15-4, 16-14



# RESULTS BY SEASON

F 8 12/- W 3-2 H Indiana-Purdue .....	15-10, 16-14, 5-15, 7-15, 13-15
..... 14-16, 8-15, 15-7, 15-11, 15-10	
F 9 12/- W 3-0 H Wilfrid-Laurier.....	15-1, 15-8, 15-11
F 9 12/- W 3-0 H Notre Dame.....	15-4, 15-11, 15-10
F 9 12/14 W 3-1 H East Stroudsburg .	16-14, 15-7, 13-15, 15-12
F 12 12/- W 3-0 A Bowling Green .....	16-14, 15-4, 15-11
F 14/12/15t L 1-3 A Indiana-Purdue .....	15-8, 8-15, 12-15, 10-15
<b>Played in Pittsburgh, Pa.</b>	
F 19 12/9 L 1-3 N Penn State .....	7-15, 15-12, 10-15, 8-15
F 21 12/- W 3-0 H Miami .....	15-2, 15-5, 15-2
<b>Golden Dome Classic at Rutgers-Newark</b>	
M 7 11t/18 W 3-0 A Rutgers-Newark.....	15-9, 16-14, 15-11
M 8 11t/6 L 0-3 N George Mason.....	13-15, 11-15, 10-15
M 21 11/12 W 3-2 A Ball State.....	4-15, 15-9, 10-15, 15-10, 16-14
<b>Cardinal Classic at Ball State</b>	
M 28 10/3t L 0-3 N Penn State .....	4-15, 11-15, 8-15
M 29 10/8 L 0-3 N George Mason .....	11-15, 8-15, 2-15
M 29 10/12 L 0-3 A Ball State.....	7-15, 12-15, 11-15
A 4 10/11 L 1-3 H Ball State.....	12-15, 15-4, 9-15, 13-15
A 11 11/15 W 3-2 H Indiana-Purdue .....	9-15, 15-8, 15-7, 15-4
<b>MIVA Tournament Semifinal at Ohio State</b>	
A 18 11/15 W 3-2 H Indiana-Purdue .....	11-15, 15-6, 15-2, 11-15, 15-6
<b>MIVA Tournament Championship at Ohio State (1st)</b>	
A 19 11/10 W 3-1 H Ball State.....	10-15, 15-9, 15-10, 15-13
<b>NCAA Championship Semifinal at Penn State</b>	
M 2 11/1 L 0-3 N Southern California.....	5-15, 10-15, 3-15
<b>NCAA Championship Consolation at Penn State</b>	
M 3 11/4 L 0-3 A Penn State .....	9-15, 1-15, 11-15
<b>1987</b>	
<b>Record: 18-21</b>	
<b>Head Coach: Pete Hanson</b>	
J 10 -/- W 3-1 H Guelph .....	15-6, 13-15, 15-7, 15-13
<b>Indiana-Purdue Tournament</b>	
J 16 -/- W 3-0 N N.J. Inst. Of Technology.....	15-5, 15-9, 15-9
J 17 -/- W 3-0 N Naval Academy.....	15-9, 15-5, 15-10
J 17 -/- L 0-3 A Indiana-Purdue .....	11-15, 10-15, 12-15
<b>Penn State Invitational</b>	
J 24 -/- L 1-3 N George Mason .....	6-15, 10-15, 15-8, 10-15
J 24 -/- W 3-2 N Ball State.....	15-12, 15-1, 8-15, 3-15, 16-14
J 25 -/- W 3-0 N Rutgers-Newark.....	15-11, 15-9, 15-10
J 25 -/- L 0-3 A Penn State .....	9-15, 5-15, 13-15
F 4 10/11 L 1-3 A Ball State.....	12-15, 15-17, 15-12, 10-15
F 6 10/- W 3-0 H York.....	15-4, 15-13, 15-11
F 7 10/- W 3-2 H Guelph .....	15-8, 14-16, 15-11, 9-15, 17-15
F 11 11/2 L 0-3 A Penn State .....	11-15, 7-15, 11-15
F 12 11/18 W 3-2 A East Stroudsburg .....	13-15, 15-10, 12-15, 15-6, 15-6
<b>Golden Dome Invitational at Rutgers-Newark</b>	
F 13 11/7 L 0-3 N George Mason .....	12-15, 15-17, 10-15
F 14 11/16 W 3-0 A Rutgers-Newark.....	16-14, 15-13, 15-11
F 19 10/9 L 0-3 H Ball State.....	5-15, 4-15, 14-16
F 20 10/14 L 2-3 A Indiana-Purdue .....	14-16, 15-11, 9-15, 15-7, 9-15
F 26 10t/- W 3-0 H Notre Dame.....	15-7, 15-3, 15-3
F 28 10t/- W 3-0 H Wisconsin.....	15-9, 15-2, 15-11
M 6 10/13 W 3-0 H Indiana-Purdue .....	15-7, 15-11, 15-10
M 13 10/9 W 3-0 A Ball State.....	15-11, 19-17, 15-5
M 17 10/- W 3-1 H Graceland .....	15-3, 10-15, 15-13, 15-12
M 20 10/13 L 2-3 A Indiana-Purdue.....	15-12, 15-6, 8-15, 7-15, 3-15
M 22 10/12 L 2-3 A Cal Northridge.....	
M 23 10/3 L 1-3 A Southern California..	0-15, 8-15, 15-4, 10-15
M 24 11/5 L 0-3 A Santa Barbara.....	14-16, 10-16, 10-15
M 25 11/2 L 2-3 A Pepperdine..	14-16, 15-7, 15-10, 4-15, 15-12
<b>Ball State Invitational</b>	
M 27 11/4 L 0-3 N Penn State .....	4-15, 5-15, 8-15
M 28 11/6 L 0-3 N George Mason .....	6-15, 8-15, 1-15
A 1 11/9 L 1-3 H Ball State.....	14-16, 13-15, 15-10, 10-15
A 4 11/- W 3-0 A Graceland .....	15-12, 15-6, 15-9
A _ 11/- L 1-3 N Brigham Young.....	15-11, 9-15, 10-15, 14-16
A 8 11/14 W 3-0 H Indiana-Purdue .....	15-9, 15-10, 15-10
A 9 11/6 L 1-3 A George Mason .....	8-15, 9-15, 15-12, 10-15
A 10 11/4 L 0-3 N Penn State .....	12-15, 4-15, 5-15
<b>MIVA Tournament Semifinal at Indiana-Purdue</b>	
A 24 10/12 W 3-1 A Indiana-Purdue ....	15-10, 14-16, 15-10, 15-7
<b>MIVA Tournament Championship at Indiana-Purdue (1st)</b>	
A 25 10/5 W 3-2 N Ball State.....	15-8, 15-5, 8-15, 5-15, 18-16
<b>NCAA Championship Semifinal at UCLA</b>	
M 1 10/3 L 0-3 A UCLA .....	7-15, 10-15, 11-15
<b>NCAA Championship Consolation at UCLA</b>	
M 2 10/1 L 0-3 N Penn State .....	3-15, 6-15, 6-16
<b>1988</b>	
<b>Record: 23-12</b>	
<b>Head Coach: Pete Hanson</b>	
<b>Guelph Invitational</b>	
N 27 -/- W 3-0 N Wilfrid Laurier.....	15-3, 15-3, 15-3
N 28 -/- W 3-0 A Guelph .....	15-11, 15-8, 15-10
N 28 -/- W 3-0 N Waterloo.....	15-11, 15-5, 15-11
J 27 14/13 W 3-0 A Indiana-Purdue .....	15-11, 15-13, 15-10
J 28 14/11 W 3-1 H Ball State.....	15-11, 15-7, 11-15, 15-12
<b>Nittany Lion Invitational at Penn State</b>	
J 30 13/10 L 2-3 N George Mason.....	7-15, 15-3, 15-13, 2-15, 11-15
J 31 13/9 L 0-3 N Ball State.....	3-15, 9-15, 7-15
J 31 13/- W 3-0 N Navy.....	15-10, 15-10, 15-3
<b>Indiana-Purdue Invitational</b>	
F 5 13/- W 3-0 N Eastern Montana.....	15-4, 15-3, 15-2
F 6 13/- W 3-0 N Navy.....	13-15, 15-3, 15-4, 15-1
F 6 13/15 L 0-3 A Indiana-Purdue .....	5-15, 11-15, 12-15
<b>Golden Dome Invitational at Rutgers-Newark</b>	
F 12 15/13 L 0-3 A Rutgers-Newark.....	13-15, 9-15, 12-15
F 13 15/10 L 1-3 N George Mason .....	13-15, 7-15, 15-7, 12-15
F 16 14/- W 3-0 H York.....	15-11, 15-7, 15-6
F 17 14/- W 3-1 H York.....	17-19, 15-6, 15-0, 15-7
F 19 14/- W 3-1 H Guelph .....	15-5, 16-14, 13-15, 15-11
<b>Played at Pittsburgh, Pa.</b>	
F 20 14/2 L 1-3 N Penn State .....	15-12, 12-15, 8-15, 11-15
F 26 15/14 L 2-3 A Indiana-Purdue .....	6-15, 15-9, 10-15, 15-10, 11-15
M 3 15/- W 3-0 H Notre Dame.....	15-3, 15-6, 15-6
<b>Played at Chicago, Ill.</b>	
M 5 15/- W 3-1 N Graceland .....	15-11, 11-15, 15-8, 15-10
M 11 15/9 L 1-3 A Ball State.....	13-15, 5-15, 15-8, 9-15
M 14 15/13 W 3-0 H George Mason .....	15-5, 15-7, 15-13
M 19 15/7 L 0-3 A Cal State Northridge .....	11-15, 3-15, 13-15
M 21 15/6 W 3-0 A Pepperdine.....	15-8, 15-5, 18-16
M 23 14/5 L 0-3 A Santa Barbara.....	7-15, 6-15, 9-15
M 24 14/1 L 0-3 A Southern California .....	10-15, 8-15, 2-15
M 30 13/15 W 3-0 H Indiana-Purdue .....	15-9, 15-6, 18-16
<b>Naval Academy Invitational</b>	
A 9 14/18 W 3-0 N East Stroudsburg .....	15-4, 15-11, 15-5
A 9 14/15 W 3-2 N Indiana-Purdue .....	



# RESULTS BY SEASON

..... 12-15, 15-5, 15-13, 13-15, 15-10  
 A 10 14/- W 3-0 N Cornell..... 15-4, 15-6, 15-1  
 A 10 14/- W 3-0 A Navy..... 15-12, 15-12, 15-11  
 A 12 12/- W 3-0 H Graceland ..... 15-8, 15-7, 15-11  
 A 13 12/8 W 3-1 H Ball State..... 15-10, 14-16, 15-11, 15-4  
**MIVA Tournament Semifinal at Ball State**  
 A 22 12/15 W 3-0 N Indiana-Purdue ..... 15-10, 15-10, 15-12  
**MIVA Tournament Championship at Ball State (2nd)**  
 A 23 12/8 L 2-3 A Ball State..... 7-15, 15-12, 16-14, 7-15, 13-15

**1989**

**Record: 11-19**

**Head Coach: Pete Hanson**

**Sherbrooke Invitational, 6th**

N 25 -/- L 1-3 N Dalhousie..... 15-10, 13-15, 6-15, 4-15  
 N 25 -/- L 1-3 N Laval ..... 0-15, 3-15, 15-11, 7-15  
 N 26 -/- L 2-3 A Sherbrooke ... 12-15, 16-14, 15-7, 5-15, 5-15  
 N 26 -/- L 1-3 N Dalhousie..... 2-15, 6-15, 15-6, 11-15  
 J 13 -/- W 3-0 H Rutgers-Newark..... 15-5, 15-9, 15-7  
 J 16 -/- L 1-3 A Ball State..... 13-15, 16-14, 13-15, 13-15  
**Ft. Wayne Invitational at IPFW, 4th**  
 J 20 -/- L 0-3 N Southern California ..... 12-15, 6-15, 10-15  
 J 21 -/- L 2-3 A Indiana-Purdue .....  
 ..... 9-15, 15-3, 12-15, 15-8, 10-15

**Nittany Lion Invitational at Penn State**

J 28 15/- W 3-1 N Western Ontario..... 15-13, 15-2, 12-15, 15-9  
 J 28 15/7 L 0-3 A Penn State ..... 4-15, 14-16, 11-15  
 J 29 15/14 L 2-3 N Indiana-Purdue .....  
 ..... 12-15, 7-15, 15-4, 15-10, 6-15  
 F 4 15/12 W 3-0 H Indiana-Purdue ..... 15-5, 15-9, 15-9  
 F 17 13/11 L 0-3 H Indiana-Purdue ..... 9-15, 12-15, 13-15  
 F 25 15/- W 3-0 H Notre Dame..... 15-1, 15-5, 15-2  
 M 3 15/11 L 2-3 A Indiana-Purdue .....  
 ..... 15-7, 6-15, 15-12, 16-18, 7-15  
 M 4 15/- W 3-1 A Notre Dame..... 10-15, 15-5, 16-14, 15-11  
 M 17 16/2 L 0-3 A UCLA..... 10-15, 2-15, 9-15  
 M 18 16/5t L 1-3 A Long Beach State .... 9-15, 15-10, 9-15, 9-15  
 M 19 16/17 W 3-2 A Cal-Irvine..... 15-6, 6-15, 15-6, 1-15, 15-12  
 M 22 16/4 L 0-3 A Southern California ..... 7-15, 6-15, 12-15  
 M 24 16/7 L 0-3 A Pepperdine..... 10-15, 13-15, 12-15  
 M 25 16/1 L 0-3 A Stanford ..... 11-15, 14-16, 9-15  
 M 27 16/- W 3-1 H Graceland ..... 15-5, 15-2, 13-15, 15-3  
 M 29 16/9 W 3-1 H Ball State..... 13-15, 15-5, 15-11, 15-4

**Played at Mantino, Ill.**

A 1 16/- W 3-1 N Graceland ..... 15-5, 15-9, 13-15, 15-10  
 A 6 16/10 W 3-0 H George Mason ..... 15-7, 15-13, 15-12

**Played at Holyoke, Mass.**

A 7 16/11 L 0-3 N Penn State ..... 8-15, 6-15, 8-15  
 A 12 15/9 L 0-3 A Ball State..... 6-15, 0-15, 15-17

**MIVA Tournament Semifinal at Ohio State**

A 21 15/10 W 3-2 H Indiana-Purdue .....  
 ..... 5-15, 15-3, 15-11, 12-15, 15-11

**MIVA Tournament Championship at Ohio State (2nd)**

A 22 15/9 L 0-3 H Ball State..... 10-15, 5-15, 17-19

**1990**

**Record: 8-24, MIVA: 2-4 (3rd)**

**Head Coach: Pete Hanson**

J 11 -/- L 1-3 H Brigham Young..... 10-15, 15-9, 8-15, 14-16  
 J 17 -/- L 2-3 H Ball State..... 12-15, 15-10, 15-8, 8-15, 10-15  
**Nittany Lion Invitational at Penn State (6th)**  
 J 19 -/- L 2-3 N George Mason.....

..... 2-15, 15-13, 15-10, 11-15, 14-16  
 J 19 -/- L 0-3 N Ball State..... 13-15, 7-15, 13-15  
 J 19 -/- W 3-0 N NJ Inst. Of Technology..... 15-13, 15-5, 15-5  
 J 20 -/- W 3-0 N Naval Academy..... 15-8, 15-11, 15-12  
 J 20 -/- L 0-3 N Rutgers-Newark..... 13-15, 5-15, 9-15  
**Ft. Wayne Invitational at IPFW (4th)**  
 J 26 -/- L 1-3 N Southern California 11-15, 15-10, 5-15, 7-15  
 J 27 -/- L 1-3 A Indiana-Purdue ..... 7-15, 17-15, 9-15, 12-15  
 J 28 -/- W 3-2 H Rutgers-Newark.....  
 ..... 8-15, 15-7, 12-15, 15-9, 15-13

**Golden Dome Tournament at Rutgers-Newark (4th)**

F 9 17/16 L 0-3 A Rutgers-Newark..... 5-15, 11-15, 9-15  
 F 10 17/11 L 0-3 N Penn State ..... 13-15, 6-15, 11-15  
 F 16 17/11 L 1-3 A Indiana-Purdue ..... 2-15, 15-10, 11-15, 5-15  
 F 17 17/- W 3-0 A Graceland ..... 15-7, 15-7, 15-10  
 F 21 17/10 L 0-3 A Ball State..... 6-15, 13-15, 7-15  
 F 23 17/- W 3-1 A Naval Academy.. 16-14, 14-16, 15-13, 15-12  
 F 24 17/14 L 1-3 A George Mason ..... 5-15, 9-15, 15-13, 6-15  
 M 3 17/12 L 0-3 H Indiana-Purdue ..... 8-15, 11-15, 10-15  
 M 9 19/12 L 1-3 A Indiana-Purdue .... 15-6, 14-16, 13-15, 11-15  
 M 12 19/- W 3-0 H Naval Academy..... 15-7, 15-5, 15-5  
 M 16 19/17 L 0-3 A Brigham Young..... 12-15, 11-15, 15-17  
 M 17 19/8 L 1-3 A Pepperdine..... 15-6, 6-15, 9-15, 10-15  
 M 20 19/3 L 0-3 A Long Beach State ..... 6-15, 5-15, 7-15  
 M 21 19/1 L 0-3 N Southern California ..... 7-15, 7-15, 14-16  
 M 24 19/7 L 1-3 A San Diego State..... 12-15, 15-13, 2-15, 8-15

**Dutch County Classic, Elizabethtown, Pa.**

M 30 19/17 L 0-3 N George Mason ..... 11-15, 11-15, 5-15  
 M 31 19/15 L 2-3 N Rutgers-Newark.....  
 ..... 15-12, 15-8, 7-15, 13-15, 14-16  
 A 1 19/12 L 1-3 N Penn State ..... 15-9, 17-15, 10-15, 16-14  
 A 4 19/- W 3-1 H Graceland ..... 15-11, 15-13, 9-15, 15-11  
 A 5 19/16 W 3-0 H George Mason ..... 16-14, 15-12, 15-7  
 A 11 19/11 L 0-3 H Ball State..... 10-15, 4-15, 11-15

**MIVA Tournament Semifinal at IPFW**

A 20 19/10 L 0-3 N Ball State..... 5-15, 3-15, 7-15

**1991**

**Record: 16-12**

**Head Coach: Pete Hanson**

**Asics Qualifier at Indiana-Purdue**

J 18 -/- L 0-3 N Ball State..... 13-15, 3-15, 12-15  
 J 19 -/- W 3-0 N Wisconsin-Milwaukee ..... 15-3, 15-7, 15-9

**IPFW Invitational at Ft. Wayne, Ind.**

J 25 -/- L 1-3 A Indiana-Purdue ..... 11-15, 11-15, 16-14, 5-15  
 J 26 -/- L 2-3 N Penn State .. 10-15, 6-15, 15-12, 15-5, 10-15  
 J 27 -/- W 3-1 H Rutgers-Newark..... 12-15, 15-9, 15-2, 15-8  
 J 30 18/14 W 3-1 H Brigham Young..... 9-15, 16-14, 15-10, 15-13  
 F 13 15/10 W 3-0 H Ball State..... 15-8, 15-12, 15-7  
 F 16 15/- W 3-0 H Juniata College ..... 15-9, 15-7, 15-4  
 F 20 14/- W 3-0 H Tri-State ..... 15-3, 15-0, 15-8  
 F 22 14/- W 3-1 H Juniata College ..... 15-2, 16-17, 15-2, 15-3

**Played in Eden, NY**

F 23 14/4 L 2-3 N Penn State .. 15-9, 14-16, 8-15, 15-11, 11-15  
 F 27 14/11 L 1-3 H Indiana-Purdue .... 15-9, 10-15, 11-15, 10-15  
 M 2 14/- W 3-0 A Tri-State ..... 15-6, 15-3, 15-3  
 M 3 14/- W 3-1 A Michigan State ..... 15-6, 15-7, 10-15, 15-9  
 M 9 13t/- W 3-0 A Wisconsin-Milwaukee ..... 15-5, 15-9, 15-13  
 M 17 14/- W 3-0 H NJIT ..... 15-6, 15-9, 15-6  
 M 21 14/- W 3-0 H Graceland ..... 15-8, 15-6, 15-5  
 M 23 14/- W 3-2 A Brigham Young.....  
 ..... 7-15, 15-9, 14-16, 15-11, 17-16



# RESULTS BY SEASON

M24 14/- W 3-0 A Santa Cruz.....15-13, 15-3, 15-11  
 M25 14/9 L 2-3 A Stanford .. 15-11, 12-15, 15-12, 10-15, 11-15  
 M27 14/4 L 2-3 A Cal State Northridge .....  
 ..... 15-7, 10-15, 15-13, 9-15, 10-15  
 M28 14/9 L 0-3 A Santa Barbara.....3-15, 7-15, 11-15  
 A 3 13/- W 3-0 H Michigan State .....15-1, 16-14, 15-11  
 A 4 13/14 L 0-3 H George Mason ..... 6-15, 7-15, 4-15  
 A 6 13/- W 3-0 H Wisconsin-Milwaukee .....15-1, 15-10, 15-11  
 A 10 15/13 L 1-3 A Ball State..... 12-15, 12-15, 15-8, 11-15  
 A 13 15/10 L 2-3 A Indiana-Purdue .....  
 ..... 13-15, 5-15, 15-7, 17-15, 15-17  
**MIVA Tournament Semifinal at Ball State**  
 A 19 15/13 L 1-3 A Ball State..... 15-8, 14-16, 14-16, 13-15

## 1992

**Record: 12-18**

**Head Coach: Pete Hanson**

J 18 -/- W 3-0 H Wisconsin-Milwaukee ..... 15-6, 15-5, 15-8  
**Nittany Lion Invitational at Penn State (5th)**  
 J 24 -/- W 3-0 N Ball State..... 15-0, 15-13, 15-13  
 J 24 -/- L 2-3 A Penn State 12-15, 15-9, 16-14, 11-15, 13-15  
 J 25 -/- L 0-3 N Rutgers-Newark..... 13-15, 3-15, 5-15  
 J 25 -/- W 3-0 N Ball State..... 15-4, 15-6, 15-3  
 J 26 -/- W 3-0 A Juniata College ..... 15-4, 15-6, 15-4  
 J 30 -/- W 3-2 H Penn State .... 15-13, 10-15, 6-15, 15-9, 15-9  
**IPFW Invitational at Ft. Wayne, Ind. (4th)**

J 31 -/- L 0-3 N Southern California .....11-15, 3-15, 13-15  
 F 1 -/- L 2-3 N Penn State .. 16-14, 8-15, 15-8, 12-15, 16-17

**Golden Dome Invitational at Rutgers-Newark (2nd)**

F 7 14/- W 3-0 N Naval Academy..... 15-10, 15-9, 15-6  
 F 8 14/6 L 0-3 A Rutgers-Newark..... 12-15, 4-15, 7-15  
 F 9 14/- W 3-1 A NJIT ..... 15-5, 11-15, 15-2, 15-8

**Fieldhouse Classic, Buffalo, NY (4th)**

F 14 14/10 L 1-3 N Penn State ..... 14-16, 16-14, 5-15, 10-15  
 F 15 14/- L 0-3 N Manitoba ..... 12-15, 5-15, 3-15  
 F 19 14/- W 3-0 H Juniata College .....15-12, 15-13, 15-11  
 F 22 14/6t L 0-3 A Indiana-Purdue .....9-15, 12-15, 11-15  
 M 9 14/- W 3-1 H Naval Academy ..... 9-15, 15-4, 15-9, 15-9  
 M 12 14/17 L 2-3 H Ball State..... 12-15, 7-15, 15-5, 17-15, 11-15  
 M 14 14/7 L 2-3 H Rutgers-Newark .....  
 ..... 3-15, 6-15, 15-13, 15-10, 10-15

M 19 15/- W 3-0 H NJIT ..... 15-4, 15-7, 15-3  
 M 21 15/11 L 0-3 A Brigham Young..... 10-15, 2-15, 10-15  
 M 23 15/9 L 0-3 A Cal Santa Barbara ..... 9-15, 9-15, 8-15  
 M 25 15/- L 0-3 A Cal-Irvine..... 10-15, 9-15, 8-15  
 M 26 15/1 L 0-3 A Long Beach State .....9-15, 14-16, 11-15  
 M 28 15/4 L 0-3 A Pepperdine..... 7-15, 7-15, 7-15  
 A 1 16/7 L 1-3 H Indiana-Purdue ..... 9-15, 15-11, 9-15, 9-15  
 A 8 16/13 L 0-3 A Ball State..... 13-15, 8-15, 14-16  
 A 11 16/- W 3-0 A Wisconsin-Milwaukee ..... 15-8, 15-13, 15-8

**MIVA Tournament Semifinal at Ohio State**

A 17 16/13 W 3-2 H Ball State..... 12-15, 15-8, 10-15, 16-14

**MIVA Tournament Championship at Ohio State (2nd)**

A 18 16/7 L 0-3 H Indiana-Purdue .....9-15, 11-15, 5-15

## 1993

**Record: 28-10**

**Head Coach: Pete Hanson**

J 15 -/- W 3-2 H Wisconsin-Milwaukee .....  
 ..... 13-15, 15-11, 12-15, 15-6, 15-10

**Best of Five Tournament at Columbus, Ohio (1st)**

J 15 -/- W 3-0 H Eastern Montana..... 15-7, 16-14, 15-1

J 16 -/- W 3-0 H Quincy..... 15-3, 15-6, 15-4  
 J 16 -/- W 3-0 H Tri-State ..... 15-2, 15-10, 15-5  
 J 16 -/- W 3-0 H St. Francis..... 15-7, 15-3, 17-15  
 J 16 -/- W 3-0 H Juniata College ..... 13-15, 15-3, 15-3, 15-10  
 J 16 -/- W 3-0 H Wisconsin-Milwaukee ..... 15-6, 15-9, 15-5  
 J 16 -/- W 3-0 H Eastern Montana..... 15-6, 15-12, 15-5  
 J 17 -/- W 3-0 H Eastern Montana..... 15-1, 15-3, 15-9  
 J 17 -/- W 3-0 H Juniata College ..... 15-2, 15-4, 15-5  
 J 17 -/- W 3-0 H St. Francis..... 15-8, 15-6, 15-3

**St. Francis (PA) Volleyball Classic, Loretto, Pa (1st)**

J 23 -/- W 3-0 N E. Mennonite College..... 15-0, 15-3, 15-6  
 J 23 -/- W 3-0 N Naval Academy..... 15-13, 15-3, 15-3  
 J 28 -/- L 2-3 H Penn State ..... 4-15, 5-15, 15-3, 15-8, 11-15

**IPFW Tournament at Ft. Wayne, Ind. (4th)**

J 29 -/- L 1-3 N Long Beach State .. 9-15, 15-13, 3-15, 10-15  
 J 30 -/- L 0-3 N Penn State ..... 6-15, 12-15, 6-15  
 F 10 15/- W 3-1 H Juniata College ..... 15-9, 13-15, 15-13, 15-5  
 F 11 15/13 W 3-1 A Ball State..... 8-15, 15-10, 15-11, 15-13  
 F 19 13/- W 3-1 A Naval Academy ..... 15-8, 15-12, 15-9

**Played at George Mason, Fairfax, Va.**

F 20 13/- W 3-1 N Princeton..... 16-14, 15-13, 13-15, 15-5  
 F 20 13/- W 3-1 A George Mason ..... 15-10, 15-8, 11-15, 15-5  
 F 26 14/- L 2-3 A Juniata College .....  
 ..... 15-10, 5-15, 15-5, 6-15, 12-15

F 27 14/9 L 1-3 A Penn State ..... 4-15, 15-12, 10-15, 7-15  
 M 6 15/12 W 3-1 A Indiana-Purdue .... 15-13, 15-6, 13-15, 17-16  
 M 20 13/8 L 0-3 A Brigham Young.....11-15, 9-15, 15-17  
 M 21 13/- W 3-1 A UC-Santa Cruz... 15-11, 15-13, 12-15, 15-10  
 M 22 13/2 L 0-3 A Stanford ..... 4-15, 10-15, 7-15  
 M 24 13/- W 3-1 A Pacific ..... 15-10, 15-12, 13-15, 15-9  
 M 29 13/- W 3-0 H Quincy College..... 15-5, 15-8, 15-6  
 M 29 13/- W 3-1 H UC-Santa Cruz..... 15-8, 15-11, 12-15, 15-6  
 A 1 13/- W 3-1 H George Mason ..... 15-5, 15-11, 10-15, 15-9  
 A 10 13/- W 3-0 A Wisconsin-Milwaukee .... 15-10, 15-12, 15-4  
 A 14 13/14 W 3-1 H Ball State..... 14-16, 15-11, 15-9, 15-8  
 A 17 13/8 L 2-3 H Indiana-Purdue .....  
 ..... 7-15, 8-15, 15-12, 15-9, 12-15

**MIVA Tournament Semifinal at Ball State**

A 23 13/- W 3-0 N Wisconsin-Milwaukee .... 15-8, 15-13, 15-12

**MIVA Tournament Championship at Ball State (1st)**

A 24 13/8 W 3-2 N Indiana-Purdue .....  
 ..... 15-12, 12-15, 9-15, 15-10, 15-11

**NCAA Championship Semifinal at UCLA**

M 7 13/1 L 0-3 A UCLA ..... 4-15, 4-15, 2-15

**NCAA Championship Consolation at UCLA (4th)**

M 8 13/12 L 2-3 N Penn State .. 15-7, 15-8, 10-15, 14-16, 10-15

## 1994

**Record: 20-13**

**Head Coach: Pete Hanson**

**Best of Five Tournament, Worthington High School (1st)**

J 15 -/- W 3-0 N Juniata ..... 15-8, 15-8, 15-11  
 J 15 -/- W 3-0 N Eastern Mennonite.....15-11, 15-10, 15-2  
 J 15 -/- W 3-0 N Wisconsin-Milwaukee ..... 15-8, 15-12, 15-13  
 J 15 -/- W 3-0 N York..... 15-8, 12-15, 15-13, 15-10

**IPFW Invitational at Ft. Wayne, Ind.**

J 21 -/- L 1-3 N UCLA ..... 8-15, 15-13, 3-15, 9-15  
 J 22 -/- W 3-0 N Pacific ..... 15-12, 16-14, 15-6

**Nittany Lion Invitational at Penn State (4th)**

J 28 -/- L 0-3 A Penn State ..... 13-15, 7-15, 8-15  
 J 29 -/- L 0-3 N Rutgers-Newark..... 13-15, 7-15, 8-15  
 J 29 -/- L 0-3 N George Mason ..... 13-15, 13-15, 11-15



# RESULTS BY SEASON

## Hall of Fame Classic, Springfield, Massachusetts (2nd)

F 5	-/-	W 3-0	N East Stroudsburg	15-11, 15-9, 15-12
F 6	-/4	L 1-3	N Penn State	4-15, 15-13, 7-15, 10-15
F 11	-/-	W 3-0	H Quincy	15-3, 15-5, 15-8
F 12	-/-	W 3-2	H Wisconsin-Milwaukee	15-13, 15-10, 15-17, 11-15, 15-7
F 19	-/7	L 2-3	H *Indiana-Purdue	15-13, 16-14, 8-15, 6-15, 10-15
F 26	-/-	W 3-0	A *Wisconsin-Milwaukee	15-8, 15-3, 15-12
M 6	-/-	W 3-1	H Lewis	13-15, 15-4, 15-8, 15-11
M 7	-/-	L 2-3	H Lewis	15-12, 7-15, 10-15, 15-10, 11-15
M 12	-/-	W 3-0	A Quincy	15-5, 15-6, 15-3

## Played at Quincy

M 12	-/-	W 3-0	N Ambassador	15-2, 15-9, 15-1
------	-----	-------	--------------	------------------

## Pacific Spring Tournament at Stockton, Calif.

M 18	-/-	W 3-1	N LaVerne	14-16, 15-13, 15-4, 15-3
M 19	-/-	W 3-0	N Santa Cruz	15-7, 15-1, 15-0
M 19	-/14	W 3-1	A Pacific	15-13, 11-15, 15-13, 15-12
M 23	-/5	L 0-3	H Stanford	8-15, 9-15, 10-15
M 25	-/2	L 0-3	A Penn State	7-15, 7-15, 8-15
M 26	-/-	W 3-0	A Juniata	17-16, 15-9, 15-7
M 27	-/-	W 3-0	A St. Francis	15-11, 15-7, 15-13
M 28	-/-	W 3-1	H East Stroudsburg	15-13, 12-15, 15-6, 16-14
M 30	-/-	W 3-0	H Juniata	17-16, 17-16, 15-10
M 31	-/2	L 1-3	H Penn State	9-15, 10-15, 15-11, 14-16
A 1	-/-	W 3-1	H St. Francis	15-10, 15-6, 13-15, 15-3
A 6	-/10	W 3-1	A Ball State	15-7, 15-9, 7-15, 15-11
A 9	-/7	L 1-3	A Indiana-Purdue	10-15, 15-13, 7-15, 7-15
A 15	15/10	L 2-3	H Ball State	12-15, 6-15, 15-9, 15-10, 11-15

## MIVA Tournament Semifinal at IPFW

A 22	14/11	L 1-3	N Ball State	6-16, 16-14, 11-15, 12-15
------	-------	-------	--------------	---------------------------

## 1995

### Record: 18-12

#### Head Coach: Pete Hanson

J 6	-/-	L 0-3	A Pepperdine	14-16, 3-15, 5-15
J 7	v	L 0-3	A Pepperdine	15-17, 13-15, 2-15

#### Best of Five Invitational at Ohio State

J 13	-/-	W 3-0	H Tri-State	15-8, 15-3, 15-9
J 14	-/-	W 3-0	H Wisconsin-Milwaukee	15-12, 15-7, 15-6

#### IPFW Invitational at Ft. Wayne, Ind.

J 20	-/-	L 1-3	N Manitoba	15-17, 3-15, 17-15, 9-15
J 21	-/-	L 1-3	N George Mason	8-15, 15-11, 13-15, 2-15
J 28	-/-	W 3-1	H Ball State	15-7, 15-11, 12-15, 15-11

#### Penn State Invitational

F 3	14/-	W 3-1	N Juniata	15-3, 15-3, 14-16, 15-13
F 4	14/13	L 2-3	N George Mason	16-17, 15-6, 15-13, 11-15, 12-15

F 4	14/6	L 0-3	A Penn State	12-15, 6-15, 10-15
F 9	15/14	L 0-3	A Ball State	5-15, 5-15, 7-15
F 12	15/-	W 3-0	A Thomas More	15-4, 15-9, 15-7
F 18	-/-	W 3-0	A Quincy	15-6, 15-5, 15-4
F 25	-/-	W 3-1	A Indiana-Purdue	13-15, 15-7, 15-10, 15-12
F 27	-/-	W 3-1	H Lewis	13-15, 15-6, 15-8, 15-2
M 5	-/-	W 3-0	H Quincy	15-5, 15-4, 15-8
M 12	-/-	W 3-0	H Graceland College	15-9, 15-12, 15-12
M 18	-/-	W 3-0	A Laverne	15-8, 15-11, 15-9
M 21	-/6	W 3-0	A Cal State Northridge	15-11, 15-8, 16-14

M 26	-/7	L 0-3	H Penn State	7-15, 8-15, 9-15
M 28	-/-	W 3-1	H Thomas More	15-4, 15-6, 15-17, 15-4
M 30	-/14	L 2-3	H George Mason	15-9, 15-13, 13-15, 6-15, 13-15
M 31	-/-	L 1-3	A Lewis	11-15, 15-10, 10-15, 11-15
A 1	-/-	W 3-0	A Wisconsin-Milwaukee	15-8, 15-7, 15-13
A 5	-/-	W 3-1	H Indiana-Purdue	15-5, 15-3, 11-15, 15-13

## George Mason Invitational, Fairfax, Va.

A 7	-/7	L 2-3	N Ball State	16-14, 13-15, 15-11, 8-15, 13-15
A 8	-/4	L 0-3	N Penn State	9-15, 13-15, 15-17
A 15	-/-	W 3-0	H Wisconsin-Milwaukee	15-6, 15-3, 15-4

## MIVA Tournament Quarterfinal at Ball State

A 20	-/-	W 3-0	N Thomas More	15-1, 15-5, 15-9
------	-----	-------	---------------	------------------

## MIVA Tournament Semifinal at Ball State

A 21	-/-	W 3-2	N Indiana-Purdue	10-15, 12-15, 15-10, 15-13, 16-14
------	-----	-------	------------------	-----------------------------------

## MIVA Tournament Championship at Ball State (2nd)

A 22	-/7	L 0-3	A Ball State	5-15, 16-17, 9-15
------	-----	-------	--------------	-------------------

## 1996

### Record: 23-7

#### Head Coach: Pete Hanson

#### Best of Five Invitational at Ohio State

J 12	-/-	W 3-0	H Montana State	15-6, 15-4, 15-8
J 13	-/-	W 3-0	H Thomas More	15-5, 15-7, 15-3
J 13	-/-	W 3-0	H Wisconsin-Milwaukee	15-8, 15-7, 15-1
J 20	-/-	L 0-3	A Penn State	7-15, 9-15, 7-15
J 26	-/-	W 3-1	H Indiana-Purdue	10-15, 15-10, 15-7, 15-7
F 3	13/-	W 3-2	A Wisconsin-Milwaukee	8-15, 15-12, 10-15, 15-4, 17-15

F 7	13/-	W 3-0	H Thomas More	15-5, 15-2, 15-1
F 11	13/-	W 3-1	A Quincy	8-15, 16-14, 15-5, 15-11
F 11	13/-	L 1-3	A Quincy	14-16, 11-15, 15-13, 11-15
F 23	15/-	W 3-1	H Loyola-Chicago	13-15, 15-8, 15-10, 15-10
F 24	15/9	W 3-0	H Lewis	15-11, 15-7, 16-14
F 28	14/9	W 3-1	H Ball State	15-13, 15-7, 6-15, 15-12

#### Golden Dome Classic at Rutgers-Newark

M 1	14/-	W 3-0	N George Mason	15-8, 15-3, 15-9
M 2	14/-	W 3-2	A Rutgers-Newark	9-15, 15-10, 6-15, 15-11, 16-14

M 8	12/-	W 3-1	H Rutgers-Newark	15-12, 15-5, 12-15, 15-5
M 16	10/6	L 0-3	A Stanford	5-15, 8-15, 8-15

#### Played at Stanford

M 17	10/-	W 3-0	N LaVerne	15-13, 15-6, 15-13
M 18	10/-	W 3-0	A UC Santa Cruz	15-8, 15-5, 15-9
M 19	10t/7	W 3-1	A Pacific	9-15, 15-6, 15-12, 15-13
M 25	10t/-	W 3-2	H East Stroudsburg	12-15, 12-15, 15-8, 15-12, 17-15

M 27	8/-	W 3-0	A Thomas More	15-9, 15-5, 15-2
M 28	8/12	L 0-3	A Ball State	6-15, 10-15, 9-15
M 30	8/-	W 3-0	A Indiana-Purdue	15-1, 17-15, 16-14
A 4	9/-	W 3-1	A Loyola-Chicago	15-6, 15-10, 13-15, 15-8
A 6	9/7	L 2-3	A Lewis	17-16, 15-10, 6-15, 12-15, 13-15
A 10	11/9	L 1-3	H Penn State	12-15, 15-11, 12-15, 3-15
A 12	11/-	W 3-0	H Wisconsin-Milwaukee	15-4, 15-5, 15-11
A 13	11/-	W 3-0	H Quincy	15-6, 15-4, 15-10

## MIVA Tournament Quarterfinal at Ohio State

A 18	12/-	W 3-0	H Quincy	15-6, 15-5, 15-6
------	------	-------	----------	------------------

## MIVA Tournament Semifinal at Ohio State

A 19	12/11	L 1-3	H Lewis	9-15, 15-11, 9-15, 12-15
------	-------	-------	---------	--------------------------

## 1997



# RESULTS BY SEASON

**Record: 19-9**

**Head Coach: Pete Hanson**

**Best of Five Invitational at Ohio State**

J 11 -/- W 3-0 H Marycrest ..... 15-8, 15-7, 15-7  
 J 11 -/- W 3-0 H Thomas More ..... 15-5, 15-2, 15-6  
 J 12 -/- W 3-0 H Eastern Mennonite ..... 15-6, 15-6, 15-6  
 J 15 -/- W 3-0 A Mercyhurst ..... 15-4, 15-3, 15-3  
 J 18 -/- W 3-1 A Rutgers-Newark ..... 15-8, 14-16, 15-8, 15-10  
 J 19 -/- L 2-3 A NJIT ..... 15-6, 16-17, 15-8, 12-15, 13-15

**NCAA Preview Tourney at Ohio State**

J 24 -/- W 3-2 H Southern California .....  
 ..... 16-14, 6-15, 15-13, 11-15, 15-11  
 J 25 -/- L 1-3 H Stanford ..... 7-15, 15-7, 12-15, 5-15  
 J 30 14/- W 3-0 A Thomas More ..... 15-4, 15-5, 15-4  
 F 1 14/- L 1-3 A Indiana-Purdue ... 11-15, 16-17, 15-11, 14-16  
 F 8 15/10 L 2-3 H Lewis ..... 12-15, 12-15, 15-11, 15-11, 11-15  
 F 14 -/- W 3-0 A Wisconsin-Milwaukee ..... 15-7, 15-6, 15-8  
 F 15 -/- W 3-2 A Loyola-Chicago .....  
 ..... 12-15, 15-2, 15-9, 12-15, 15-11

F 19 15/- W 3-0 H Thomas More ..... 15-6, 15-5, 15-5  
 F 23 15/- W 3-0 H Quincy ..... 15-6, 15-8, 15-0  
 F 23 15/- W 3-0 H Quincy ..... 15-4, 15-4, 15-3  
 F 25 14/6 L 1-3 A Ball State ..... 15-9, 14-16, 2-15, 8-15  
 M 1 14/- W 3-0 H Rutgers-Newark ..... 15-2, 15-5, 16-14  
 M 2 14/- W 3-0 H Mercyhurst ..... 15-5, 15-3, 15-11  
 M 5 13/14 L 2-3 H Indiana-Purdue .....  
 ..... 4-15, 15-10, 15-12, 11-15, 8-15

M 8 13/- W 3-0 H Tri-State ..... 15-3, 15-2, 15-13  
 M 12 14/10 L 1-3 A Lewis ..... 3-15, 15-12, 5-15, 10-15  
 M 25 15/- W 3-1 A Puerto Rico-Mayaguez .....  
 ..... 12-15, 15-10, 15-9, 15-11  
 A 3 15/- W 3-0 H Loyola-Chicago ..... 15-8, 15-8, 15-6  
 A 6 15/- W 3-0 H Wisconsin-Milwaukee ..... 15-11, 15-8, 15-4  
 A 9 15/7 L 0-3 H Ball State ..... 9-15, 11-15, 13-15

**MIVA Tournament Quarterfinal at Ohio State**

A 12 15/- W 3-2 H Loyola-Chicago .....  
 ..... 17-16, 15-11, 11-15, 14-16, 15-12

**MIVA Tournament Semifinal at Indiana-Purdue**

A 18 15/7 L 0-3 N Ball State ..... 6-15, 14-16, 6-15

**1998**

**Record: 19-9**

**Head Coach: Pete Hanson**

J 9 -/- W 3-0 H William Woods ..... 15-6, 15-5, 15-5  
 J 10 -/- W 3-0 H Tri-State ..... 15-5, 15-4, 15-7  
 J 16 -/- W 3-0 A Pacific ..... 15-3, 15-10, 15-12  
 J 17 -/- L 1-3 A Stanford ..... 9-15, 8-15, 15-12, 13-15  
 J 24 9/7 W 3-1 H Indiana-Purdue ..... 15-9, 15-9, 11-15, 16-14  
 J 31 7/12 W 3-1 A Loyola-Chicago ..... 7-15, 15-12, 15-13, 15-5  
 F 1 7/10 W 3-2 A Lewis ..... 15-13, 15-12, 12-15, 8-15, 15-12  
 F 6 7/- W 3-0 A Juniata ..... 15-9, 15-2, 15-6  
 F 7 7/9 W 3-1 A Penn State ..... 7-15, 15-9, 15-7, 15-10  
 F 13 7/- W 3-0 H Mercyhurst ..... 15-5, 15-13, 17-15  
 F 14 7/- W 3-0 H Ball State ..... 15-8, 15-8, 15-7  
 F 20 7/- W 3-0 A Clarke ..... 15-3, 15-11, 15-12  
 F 22 7/- W 3-0 A Quincy ..... 15-9, 15-13, 15-8  
 F 28 6/15 W 3-1 H Penn State ..... 15-7, 15-4, 9-15, 15-6  
 M 6 5/8 W 3-2 A Indiana-Purdue .....  
 ..... 15-3, 13-15, 12-15, 15-5, 15-12

M 9 5/- W 3-0 H Quincy ..... 15-6, 15-2, 15-8  
 M 11 5/- W 3-0 H Juniata ..... 15-8, 15-9, 15-13  
 M 13 5/- W 3-0 H Clarke ..... 15-9, 15-8, 15-7

M 21 5/- W 3-2 A San Diego State .....  
 ..... 13-15, 15-10, 15-9, 13-15, 15-11

M 23 5/10 W 3-1 A Loyola Marymount .. 15-6, 15-4, 11-15, 15-11

M 24 5/1 W 3-1 A Pepperdine ..... 16-14, 13-15, 16-14, 15-9

M 28 5/- W 3-1 A Mercyhurst ..... 14-16, 15-7, 15-9, 15-6

A 1 3/- W 3-0 A Ball State ..... 15-10, 15-6, 15-12

A 3 3/11 W 3-0 H Loyola-Chicago ..... 17-15, 15-6, 15-7

A 4 3/9 W 3-2 H Lewis ..... 15-17, 15-8, 6-15, 15-6, 15-13

**MIVA Tournament Quarterfinal at Ohio State**

A 11 2/- W 3-0 H Clarke ..... 15-2, 15-4, 15-4

**MIVA Tournament Semifinal at Ball State**

A 17 2/10 L 1-3 N Loyola-Chicago.. 14-16, 17-16, 13-15, 14-16

**1999**

**Record: 21-6**

**Head Coach: Pete Hanson**

J 12 6/12 W 3-0 A Penn State ..... 15-8, 15-12, 15-8

J 15 6/4 L 1-3 H Brigham Young ..... 15-13, 13-15, 15-17, 4-15

J 16 6/4 L 2-3 H Brigham Young .....  
 ..... 5-15, 11-15, 15-10, 16-14, 13-15

J 21 6/16 W 3-0 H Ball State ..... 15-12, 15-2, 15-12

J 27 6/- W 3-0 H Mercyhurst ..... 15-4, 15-13, 15-10

J 29 6/9 L 2-3 A Indiana-Purdue .....  
 ..... 10-15, 15-11, 10-15, 15-13, 12-15

F 4 8/18 W 3-2 A Ball State.. 15-11, 13-15, 13-15, 15-11, 15-11

F 6 8/10 W 3-0 H Loyola-Chicago ..... 15-9, 15-13, 15-10

**Golden Dome Classic at Rutgers-Newark**

F 12 8/18 W 3-1 A Rutgers-Newark... 16-14, 15-13, 10-15, 15-9

F 13 8/14 W 3-1 N Penn State ..... 15-11, 15-13, 12-15, 15-13

F 18 8/- W 3-2 A Mercyhurst 13-15, 15-10, 15-11, 10-15, 15-10

F 21 8/14 W 3-1 H Penn State ..... 15-11, 6-15, 15-6, 15-5

F 27 6/5 W 3-1 A Lewis ..... 15-9, 15-13, 10-15, 15-11

F 28 6/- W 3-0 A Quincy ..... 15-6, 15-5, 17-15

M 6 4/16 W 3-0 H Rutgers-Newark ..... 15-11, 15-9, 15-13

M 12 4/- W 3-0 H Clarke ..... 15-2, 15-4, 15-5

M 14 4/- W 3-0 H NJIT ..... 15-5, 15-1, 15-9

M 21 4/- W 3-0 A Cal State Northridge ..... 15-9, 15-12, 15-13

M 22 4/2 L 0-3 A Pepperdine ..... 16-17, 3-15, 10-15

M 26 4/- W 3-0 A Clarke ..... 15-1, 15-1, 15-10

M 27 4/14 W 3-0 A Loyola-Chicago ..... 15-10, 15-11, 15-13

M 31 4/- W 3-0 H Quincy ..... 15-0, 15-5, 15-2

A 2 4/6 W 3-0 H Indiana-Purdue ..... 16-14, 15-12, 15-11

A 9 4/- W 3-0 H Southampton College ..... 15-3, 15-12, 15-4

A 10 4/7 L 2-3 H Lewis ..... 15-7, 16-14, 14-16, 13-15, 13-15

**MIVA Tournament Semifinal at Lewis**

A 23 5/14 W 3-2 N Ball State..... 15-17, 6-15, 15-6, 15-10, 15-12

**MIVA Tournament Championship at Lewis (2nd)**

A 24 5/6 L 0-3 N Indiana-Purdue ..... 14-16, 13-15, 13-15

**2000**

**Record: 25-4**

**Head Coach Pete Hanson**

**Sports Corp Shootout, Ft. Wayne, Indiana**

J 14 6t/- W 3-0 N American Univ.(P.R.) ..... 15-0, 15-4, 15-3

J 15 6t/- W 3-0 N Concordia College ..... 15-5, 16-14, 15-11

J 20 6/- W 3-0 A Ball State ..... 15-7, 16-14, 15-10

J 22 6/4 W 3-2 H Indiana-Purdue .....  
 ..... 15-6, 9-15, 15-17, 15-10, 15-8

J 28 4/- W 3-0 H Mercyhurst ..... 15-5, 15-2, 15-3

J 30 4/- W 3-0 H St. Francis ..... 15-8, 15-13, 15-13

F 4 4/- W 3-0 A Clarke ..... 15-4, 15-3, 15-8



# RESULTS BY SEASON

F 5 4/- L 2-3 A Loyola-Chicago..... 15-9, 12-15, 10-15, 15-12, 10-15

**Golden Dome Invitational, Newark, New Jersey**

F 18 7/10 W 3-0 N Penn State..... 15-8, 17-15, 15-10  
 F 19 7/- W 3-0 A Rutgers-Newark..... 15-6, 15-5, 15-8  
 F 25 7/11 W 3-1 A Lewis..... 15-5, 15-13, 11-15, 15-11  
 F 27 7/- W 3-0 A Quincy..... 15-12, 15-13, 15-10  
 M 3 7/- W 3-0 H Clarke..... 15-7, 15-4, 15-9  
 M 4 7/8 W 3-0 A Indiana-Purdue ..... 16-14, 17-15, 15-12  
 M 11 6/- W 3-0 A Mercyhurst..... 15-12, 15-7, 15-10  
 M21 5/3 L 2-3 A Southern California ..... 15-11, 11-15, 15-7, 6-15, 15-17  
 M22 5/2 L 0-3 A Pepperdine..... 10-15, 8-15, 13-15  
 M24 5/- W 3-2 A Brigham Young..... 15-8, 7-15, 15-8, 12-15, 15-10  
 M25 5/- W 3-0 A Brigham Young..... 15-12, 15-10, 15-12  
 M31 5/- W 3-0 H Rutgers-Newark..... 15-5, 15-8, 15-11  
 A 2 5/- W 3-0 H Quincy..... 15-6, 15-3, 15-11  
 A 7 5/- W 3-0 H Loyola-Chicago ..... 15-2, 15-5, 15-2  
 A 8 5/13 W 3-0 H Ball State..... 15-6, 15-13, 15-3  
 A 16 5/10 W 3-0 H Lewis..... 15-7, 15-11, 15-7

**MIVA Tournament Quarterfinal at Ohio State**

A 22 5/- W 3-0 H Clarke..... 15-3, 15-9, 15-6

**MIVA Tournament Semifinal at Ohio State**

A 28 4/13 W 3-0 H Ball State..... 15-9, 15-11, 16-14

**MIVA Tournament Championship at Ohio State (1st)**

A 29 4/9 W 3-0 H Indiana-Purdue ..... 15-12, 15-10, 15-4

**NCAA Championship Semifinal at Ft. Wayne, Indiana**

M 4 4/2 W 3-0 N Pepperdine..... 17-15, 15-9, 15-10

**NCAA Championship Match at Ft. Wayne, Indiana**

M 6 4/1 L 0-3 N UCLA ..... 8-15, 10-15, 15-17

**2001**

**Record: 21-7**

**Hear Coach Pete Hanson**

J 12 13/- W 3-0 A St. Francis..... 30-15, 30-26, 30-24  
 J 13 13/9 L 1-3 A Penn State ..... 32-30, 23-30, 22-30, 24-30  
 J 20 13/- W 3-0 H Juniata ..... 30-16, 30-18, 30-22  
 F 4 12/15 L 1-3 A Ball State..... 27-30, 26-30, 30-28, 24-30  
 F 9 15/- L 2-3 A Loyola-Chicago ..... 31-29, 30-25, 23-30, 29-31, 13-15  
 F 10 15/- W 3-0 A Quincy..... 30-27, 31-29, 30-16  
 F 16 rv/- W 3-0 H George Mason ..... 30-23, 30-27, 30-24  
 F 17 rv/- W 3-1 H IPFW ..... 30-23, 30-28, 23-30, 30-27  
 F 23 rv/- W 3-0 A Clarke..... 30-21, 30-24, 30-28  
 F 24 rv/- L 1-3 A Lewis..... 30-28, 32-34, 25-30, 28-30  
 M 2 rv/- W 3-0 H Clarke..... 30-25, 30-16, 30-17  
 M 3 rv/9 W 3-2 H Penn State..... 24-30, 30-28, 22-30, 30-27, 15-11  
 M 7 14/- W 3-0 H Mercyhurst..... 30-14, 30-20, 30-20  
 M 11 14/- W 3-0 H NJIT ..... 30-19, 30-22, 30-27  
 M 16 14t/12 W 3-2 A Pacific ..... 33-31, 25-30, 24-30, 30-16, 15-13  
 M 17 14t/12 L 2-3 A Pacific ..... 30-20, 25-30, 30-27, 25-30, 8-15  
 M23 14/- W 3-0 H Quincy..... 30-24, 30-20, 30-27  
 M24 14/- W 3-1 A IPFW ..... 26-30, 30-23, 30-17, 30-27  
 M30 14/11 L 0-3 H Lewis..... 31-33, 30-32, 26-30  
 M31 14/- W 3-0 H Ball State..... 30-25, 31-29, 30-22  
 A 6 14/- W 3-0 A Findlay ..... 30-26, 30-16, 30-23  
 A 7 14/- W 3-0 A Mercyhurst..... 30-14, 30-23, 30-23  
 A 14 13/- W 3-0 H Loyola-Chicago ..... 30-17, 30-24, 32-30  
 A 15 13/- W 3-0 H Findlay ..... 30-16, 30-18, 30-22  
 A 21 12/- W 3-0 H Mercyhurst..... 30-23, 30-16, 30-17

**MIVA Tournament Semifinal at Quincy**

A 27 11/15 W 3-1 N Ball State..... 30-22, 22-30, 30-19, 30-24

**MIVA Tournament Championship at Quincy (1st)**

A 28 11/15 W 3-0 N Loyola-Chicago..... 30-24, 30-20, 30-27

**NCAA Championship Semifinal at Long Beach State**

M 3 8/1 L 1-3 N UCLA..... 21-30, 20-30, 30-22, 24-30

**2002**

**Record: 19-11**

**Head Coach Pete Hanson**

J 11 14/1 L 1-3 H Penn State ..... 28-30, 29-31, 30-25, 26-30  
 J 12 14/- W 3-0 H St. Francis..... 30-18, 30-19, 30-20  
 J 17 14/- W 3-1 H Rutgers-Newark. 30-26, 32-34, 30-22, 31-29  
 J 25 13/- W 3-0 A Juniata ..... 30-15, 30-28, 30-25  
 J 26 13/- W 3-0 A George Mason ..... 30-22, 40-38, 30-20  
 F 1 12/5 L 0-3 A Brigham Young..... 32-34, 23-30, 25-30  
 F 2 12/5 L 1-3 A Brigham Young... 25-30, 25-30, 30-28, 26-30  
 F 8 12/- W 3-0 H Findlay ..... 30-16, 30-22, 30-24  
 F 9 12/- W 3-0 A IPFW ..... 30-22, 30-18, 30-28  
 F 15 12/11 L 2-3 A Loyola-Chicago ..... 30-22, 30-22, 25-30, 28-30, 11-15  
 F 16 12/- W 3-0 A Clarke..... 30-8, 30-24, 30-14  
 F 23 13/8 L 2-3 H Ball State. 26-30, 30-28, 30-26, 24-30, 13-15  
 M 1 14/5 L 1-3 A Penn State ..... 21-30, 30-24, 44-46, 24-30  
 M 3 14/- L 2-3 A Rutgers-Newark ..... 30-26, 29-31, 30-24, 29-31, 19-21  
 M 8 15/11 W 3-1 H Loyola-Chicago.. 30-24, 20-30, 30-25, 30-28  
 M 10 15/- W 3-0 H NJIT ..... 30-17, 30-13, 30-21  
 M 15 13/12 L 2-3 A Lewis..... 25-30, 30-25, 30-25, 27-30, 13-15  
 M 16 13/- W 3-0 A Quincy..... 30-22, 30-19, 30-25  
 M20 13/- W 3-0 A Mercyhurst ..... 30-27, 30-23, 30-22

**Played at Hilliard Davidson High School, Hilliard, Ohio**

M22 13/11 W 3-1 N Pacific ..... 30-24, 30-25, 27-30, 30-26  
 M24 13/11 W 3-1 H Pacific ..... 30-23, 28-30, 30-22, 30-18  
 M27 11/- W 3-0 H Clarke..... 30-15, 30-17, 30-15  
 M30 11/8 L 0-3 A Ball State..... 15-30, 23-30, 27-30  
 A 5 12/- W 3-1 H Quincy..... 30-23, 26-30, 30-21, 30-24  
 A 6 12/11 L 1-3 H Lewis..... 30-32, 30-26, 23-30, 27-30  
 A 10 12t/- W 3-0 A Findlay ..... 30-17, 30-23, 30-19  
 A 12 13/- W 3-0 H IPFW ..... 30-18, 30-21, 30-24  
 A 13 13/- W 3-0 H Mercyhurst ..... 30-25, 30-21, 30-21

**MIVA Tournament Quarterfinal at Ohio State**

A 20 12/- W 3-0 H IPFW..... 30-25, 30-19, 30-28

**MIVA Tournament Semifinal at Ball State**

A 26 12/9 L 2-3 N Loyola-Chicago ..... 24-30, 25-30, 30-25, 30-22, 14-16

**2003**

**Record: 16-12**

**Head Coach Pete Hanson**

J 13 13/- W 3-0 H Concordia..... 30-25, 30-28, 30-27  
 J 15 13/- W 3-2 H George Mason ..... 28-30, 30-26, 30-25, 29-31, 15-11  
 J 18 13/- L 1-3 A UC San Diego.... 30-26, 27-30, 26-30, 20-30  
 J 19 13/- L 0-3 A UC San Diego ..... 28-30, 23-30, 15-30  
 J 24 -/- W 3-1 H St. Francis..... 30-19, 30-25, 28-30, 30-16  
 F 1 -/- W 3-0 H Springfield ..... 30-20, 30-21, 30-23  
 F 2 -/- L 2-3 H Springfield..... 30-27, 30-20, 28-30, 29-31, 11-15  
 F 7 -/- W 3-0 H Clarke..... 30-16, 30-16, 30-23  
 F 8 -/- W 3-0 A Findlay ..... 30-22, 30-26, 30-19  
 F 12 -/- W 3-1 A Mercyhurst ..... 30-25, 30-26, 23-30, 32-30  
 F 16 -/9t L 1-3 H Penn State ..... 30-28, 24-30, 27-30, 25-30  
 F 21 -/12 W 3-2 A Ball State. 26-30, 33-31, 30-28, 26-30, 15-11



# RESULTS BY SEASON

F 25 -/15 W 3-1 H IPFW.....25-30, 30-25, 34-32, 30-26  
 F 28 -/12 L 0-3 A Loyola-Chicago.....27-30, 24-30, 25-30  
 M 1 -/- W 3-0 A Clarke.....30-18, 30-19, 30-12  
 M 8 14/- W 3-1 A IPFW.....30-27, 25-30, 30-27, 30-20  
 M 12 14/- W 3-0 H Findlay.....32-30, 30-22, 30-22  
 M 14 14/12 L 2-3 H Loyola-Chicago.....  
 .....30-25, 22-30, 30-23, 26-30, 13-15

M 21 14/5 L 0-3 A Lewis.....28-30, 29-31, 27-30  
 M 22 14/- W 3-0 A Quincy.....30-27, 30-26, 30-17

## Played at Lake High School

M 26 14/- W 3-0 N Findlay.....30-24, 30-22, 30-18  
 M 28 14/9 L 0-3 A Penn State.....23-30, 15-30, 26-30  
 M 29 14/- L 0-3 A George Mason.....26-30, 23-30, 28-30  
 A 1 14/- W 3-0 H Mercyhurst.....30-14, 30-16, 30-24  
 A 4 14/4 L 0-3 H Lewis.....26-30, 24-30, 25-30  
 A 5 14/- W 3-1 H Quincy.....30-25, 30-24, 26-30, 30-25  
 A 12 14/13 L 0-3 H Ball State.....28-30, 22-30, 32-34

## MIVA Tournament Quarterfinal at Ohio State

A 19 14/15 L 2-3 H IPFW.....28-30, 30-22, 30-27, 28-30, 11-15

## 2004

### Record: 21-9

#### Head Coach Pete Hanson

J 11 -/- W 3-0 A St. Francis.....30-18, 30-24, 30-23  
 J 16 12/- W 3-2 H Juniata.....23-30, 30-21, 33-35, 30-27, 15-11  
 J 18 12/- W 3-0 H Rutgers-Newark.....32-30, 32-30, 30-27  
 J 23 12/8 L 0-3 H Brigham Young.....27-30, 27-30, 26-30  
 J 24 12/8 L 1-3 H Brigham Young...23-30, 23-30, 30-28, 25-30  
 J 30 12/- W 3-0 H D'youville.....30-28, 30-13, 30-21  
 F 1 12/14 L 2-3 A Lewis.....25-30, 30-23, 26-30, 30-28, 12-15  
 F 6 15/14 L 1-3 A IPFW.....33-35, 20-30, 32-30, 25-30  
 F 7 -/- W 3-0 H Clarke.....30-17, 30-17, 30-25  
 F 10 -/- W 3-0 H Mercyhurst.....30-20, 30-24, 30-25  
 F 14 -/- W 3-2 H Loyola-Chicago.....  
 .....28-30, 33-31, 30-18, 29-31, 15-12

#### Volleyball Hall of Fame Classic, Springfield, Mass.

F 20 -/8 L 1-3 N UC Irvine.....28-30, 30-27, 20-30, 24-30  
 F 21 -/- W 3-1 A Springfield.....30-27, 23-30, 30-18, 30-18  
 F 27 -/8 L 1-3 A Ball State.....27-30, 23-30, 30-26, 29-31  
 F 28 -/- W 3-0 H Findlay.....35-33, 31-29, 34-32  
 M 3 15/10 W 3-0 H Penn State.....30-25, 30-23, 30-28  
 M 6 15/- W 3-0 A Quincy.....32-30, 30-26, 30-25  
 M 12 13/- W 3-0 H St. Francis.....30-22, 30-20, 30-28  
 M 19 13/- W 3-1 A Loyola-Chicago..30-27, 25-30, 30-27, 30-28  
 M 20 13/- W 3-0 A Clarke.....30-24, 30-18, 35-33

#### Played at Tri-Village High School, New Madison, Ohio

M 26 13/- L 0-3 N Findlay.....26-30, 27-30, 25-30  
 M 30 13/9 L 0-3 A Penn State.....22-30, 22-30, 23-30  
 A 2 13/- W 3-0 A Mercyhurst.....30-24, 30-26, 30-28  
 A 4 13/- W 3-0 A Findlay.....30-20, 30-26, 30-25  
 A 9 13/11 W 3-0 H Lewis.....30-28, 34-32, 30-21  
 A 10 14/13 W 3-2 H IPFW.....23-30, 32-30, 30-24, 27-30, 15-7  
 A 16 11/12 W 3-1 H Ball State.....30-27, 30-27, 24-30, 30-24  
 A 17 11/- W 3-0 H Quincy.....30-26, 30-24, 30-20

#### MIVA Tournament Quarterfinal at Ohio State

A 24 10/- W 3-0 H Quincy.....30-27, 30-23, 30-19

#### MIVA Tournament Semifinal at Ohio State

A 30 9/13 L 1-3 H Lewis.....30-26, 30-32, 22-30, 28-30

## 2005

### Record: 24-8

#### Head Coach Pete Hanson

J 9 -/- W 3-1 H St. Francis.....24-30, 30-21, 30-28, 30-21  
 J 14 10/- W 3-0 H Juniata.....30-24, 30-21, 30-22  
 J 16 10/- W 3-0 H Springfield.....30-19, 30-22, 30-20  
 J 17 10/- W 3-0 H Springfield.....30-27, 30-21, 30-16  
 J 21 11/- W 3-1 H Rutgers-Newark..24-30, 30-19, 30-25, 30-25

#### Played in Elder High School, Cincinnati, Ohio

J 23 11/- L 0-3 N Findlay.....27-30, 19-30, 26-30  
 J 28 12/- W 3-0 A St. Francis.....30-23, 30-24, 30-27  
 J 29 12/6 L 1-3 A Penn State.....20-30, 30-22, 21-30, 29-31  
 F 4 12/- W 3-0 A Juniata.....30-20, 30-27, 30-26  
 F 5 12/- W 3-0 A Mercyhurst.....30-24, 30-20, 30-20  
 F 11 12/- W 3-0 H Ball State.....30-19, 30-21, 30-22  
 F 13 12/- W 3-1 H Quincy.....26-30, 30-16, 30-26, 30-25

#### Golden Dome Classic, Newark, N.J.

F 18 12/- L 0-3 A Rutgers-Newark.....23-30, 23-30, 29-31  
 F 19 12/5 L 0-3 N Penn State.....24-30, 20-30, 21-30  
 F 26 14/12 L 1-3 A Loyola-Chicago..30-27, 20-30, 15-30, 26-30  
 F 27 14/- W 3-0 A Clarke.....30-26, 30-18, 30-25  
 M 2 14/- W 3-0 H Clarke.....30-11, 30-21, 30-20  
 M 4 14/- W 3-0 H IPFW.....30-21, 33-31, 30-21  
 M 13 13/- W 3-0 H Mercyhurst.....30-16, 30-26, 30-24  
 M 19 12/14 L 0-3 A Lewis.....26-30, 19-30, 27-30  
 M 20 12/- W 3-0 A Quincy.....31-29, 30-28, 30-23  
 M 25 13t/- W 3-0 A Findlay.....30-17, 30-23, 30-22  
 A 1 12/- W 3-2 A Ball State..30-21, 29-31, 26-30, 30-21, 15-10  
 A 3 12/3 L 1-3 H Penn State.....32-30, 25-30, 20-30, 21-30  
 A 8 11/14 W 3-0 H Lewis.....30-23, 34-32, 30-26  
 A 9 11/8 W 3-1 H Loyola-Chicago..30-25, 30-26, 24-30, 30-27  
 A 15 11/- W 3-0 H Findlay.....30-25, 30-22, 30-16  
 A 16 11/- W 3-2 A IPFW.....28-30, 29-31, 31-29, 30-18, 15-11

#### MIVA Tournament Quarterfinal at Ohio State

A 23 11/- W 3-1 H Quincy.....30-19, 26-30, 30-23, 30-27

#### MIVA Tournament Semifinal at Loyola-Chicago

A 29 10/15 W 3-2 N Ball State..30-25, 26-30, 30-22, 19-30, 15-10

#### MIVA Tournament Championship at Loyola-Chicago

A 30 10/- W 3-1 N IPFW.....30-23, 30-18, 27-30, 30-24

#### NCAA Championship Semifinal at UCLA

M 5 9/1 L 0-3 N Pepperdine.....16-30, 29-31, 26-30

## 2006

### Record: 20-12

#### Head Coach Pete Hanson

J 6 -/- W 3-0 H St. Francis.....30-25, 30-21, 31-29  
 J 8 -/- W 3-0 H D'Youville.....30-14, 30-21, 30-14  
 J 11 10/- W 3-0 H Rutgers-Newark.....30-22, 30-26, 30-26  
 J 13 10/- W 3-1 H UC San Diego....30-25, 30-22, 31-33, 31-17  
 J 15 10/- W 3-1 H UC San Diego....30-23, 27-30, 30-25, 30-23

#### Outrigger Invitational at Honolulu, Hawaii

J 18 9/5 W 3-0 N UCLA.....30-27, 32-30, 30-28  
 J 19 9/7 L 0-3 A Hawaii.....19-30, 22-30, 21-30  
 J 20 9/11 W 3-2 N Penn State..22-30, 30-24, 30-27, 31-33, 17-15  
 F 2 8/15 W 3-1 H George Mason...30-28, 30-28, 26-30, 30-28  
 F 3 8/- W 3-0 A Mercyhurst.....30-26, 30-22, 30-18

#### Volleyball Hall of Fame/Morgan Classic at Springfield, Mass.

F 10 8/11 L 1-3 N Penn State.....19-30, 30-25, 25-30, 27-30  
 F 11 8/- W 3-1 A Springfield.....40-42, 30-21, 30-27, 30-25  
 F 18 10/13 L 0-3 A Loyola-Chicago.....23-30, 22-30, 23-30  
 F 19 10/- W 3-0 A Clarke.....30-24, 30-28, 30-16  
 F 24 12/15 L 2-3 H IPFW.....30-23, 30-28, 25-30, 21-30, 13-15  
 F 25 12/10 W 3-0 A Ball State.....31-29, 30-22, 30-28  
 M 3 11/- W 3-2 H Juniata.....27-30, 26-30, 30-23, 30-28, 15-7  
 M 5 11/- W 3-0 H Carthage.....30-19, 32-30, 30-17





# RESULTS BY SEASON

M10 11/- W 3-0 H Mercyhurst..... 30-28, 33-31, 30-21

## Active Ankle Classic at Long Beach, Calif.

M17 11/2 L 1-3 N Brigham Young .. 30-27, 24-30, 21-30, 30-32

M18 11/5 L 0-3 A Long Beach State ..... 16-30, 26-30, 27-30

M22 11/9 L 1-3 A Penn State ..... 30-25, 25-30, 20-30, 24-30

M25 11/- W 3-0 H Lewis..... 30-24, 30-25, 30-17

M31 13/10 L 0-3 H Loyola-Chicago..... 25-30, 22-30, 31-33

A 1 13/12 L 0-3 A IPFW..... 26-30, 28-30, 24-30

A 4 13/11 L 2-3 H Penn State..... 24-30, 21-30, 30-28, 36-34, 12-15

A 7 14/- L 0-3 H Ball State..... 21-30, 29-31, 22-30

A 8 14/- W 3-0 H Quincy..... 30-19, 30-27, 30-27

A 14 15/- W 3-0 A Lewis..... 30-24, 30-25, 30-19

A 15 15/- W 3-0 A Quincy..... 30-23, 34-32, 30-28

## MIVA Tournament Quarterfinal at Ohio State

A 22 15/- W 3-1 H Quincy..... 27-30, 30-22, 30-28, 30-22

## MIVA Tournament Semifinal at Loyola-Chicago

A 27 15/8 L 0-3 A Loyola-Chicago..... 24-30, 23-30, 23-30

## 2007

Record: 23-4

### Head Coach Pete Hanson

J 5 11/- W 3-0 H MSOE ..... 30-12, 30-20, 30-18

J 10 11/- W 3-0 H Clarke..... 30-16, 30-21, 30-15

J 15 12/- W 3-0 H Springfield..... 30-17, 30-18, 30-17

J 16 12/- W 3-0 H Springfield..... 30-18, 30-21, 30-24

J 19 12/- W 3-0 H St. Francis..... 30-24, 30-19, 30-21

J 26 11/- W 3-0 H Rutgers-Newark..... 30-26, 30-28, 30-18

J 27 11/- W 3-1 H Carthage ..... 30-24, 26-30, 32-30, 31-21

F 1 11/7 L 1-3 A Penn State ..... 32-30, 29-31, 27-30, 26-30

F 2 11/15 W 3-1 A St. Francis..... 30-26, 30-27, 24-30, 30-20

F 9 10/5 W 3-1 A IPFW ..... 24-30, 30-25, 30-22, 30-26

F 10 10/- W 3-0 A Mercyhurst ..... 30-16, 30-18, 30-18

F 17 8/- W 3-0 H George Mason ..... 30-26, 30-26, 30-25

F 23 8/- W 3-0 H Lewis..... 30-28, 30-25, 30-27

F 24 8/6 W 3-1 H IPFW ..... 27-30, 30-23, 30-27, 30-22

M 2 7/- W 3-0 A Rutgers-Newark..... 30-27, 30-25, 30-27

M 4 7/- W 3-1 A George Mason ... 31-33, 30-27, 30-23, 30-26

M 9 7/15 W 3-1 H Ball State..... 30-21, 28-30, 30-26, 30-23

M23 7/14 W 3-0 H Loyola-Chicago..... 30-17, 30-21, 31-29

M30 7/- W 3-2 A Lewis..... 31-29, 28-30, 30-26, 24-30, 15-12

M31 7/14 L 1-3 A Loyola-Chicago.. 27-30, 30-25, 26-30, 15-30

A 4 8/6 W 3-2 H Penn State..... 20-30, 30-27, 19-30, 30-20, 15-13

A 6 8/- W 3-0 H Quincy..... 30-23, 30-17, 30-20

A 7 8/- W 3-0 H Quincy..... 30-20, 30-22, 30-18

A 13 6/15 L 1-3 A Ball State..... 32-30, 29-31, 18-30, 27-30

A 14 6/- W 3-0 H Mercyhurst..... 30-25, 30-23, 30-28

## MIVA Tournament Semifinal at Ohio State

A 26 6/13 W 3-1 H Ball State..... 30-26, 30-25, 26-30, 31-29

## MIVA Tournament Championship at Ohio State

A 28 6/10 L 0-3 H IPFW..... 22-30, 27-30, 26-30

## 2008

Record: 20-8

### Head Coach Pete Hanson

J 11 10/9 W 3-2 H IPFW ..... 25-30, 30-28, 25-30, 30-21, 15-6

J 19 9/3 L 0-3 H Penn State ..... 22-30, 35-37, 24-30

J 20 9/- W 3-0 H St. Francis..... 30-19, 30-25, 30-16

J 25 8/- W 3-0 A Quincy..... 30-23, 30-14, 30-19

J 26 8/- W 3-0 A Quincy..... 30-19, 30-28, 30-17

F 1 8/- W 3-0 H Lewis..... 32-30, 30-25, 30-27

F 2 8/14 W 3-2 H Loyola-Chicago..... 30-26, 27-30, 30-16, 28-30, 15-13

F 8 7/- W 3-0 A Rutgers-Newark..... 30-24, 30-27, 30-20

F 9 7/14 L 2-3 A George Mason ..... 27-30, 30-25, 31-33, 30-27, 13-15

F 15 8/rv L 1-3 A Ball State..... 30-26, 28-30, 30-32, 29-31

F 17 8/- W 3-0 H Juniata ..... 30-22, 30-28, 30-19

F 22 10/3 L 1-3 H Long Beach State..... 27-30, 22-30, 30-28, 27-30

F 23 10/3 L 0-3 H Long Beach State ..... 27-30, 27-30, 23-30

F 29 10/6 L 0-3 A UC Irvine ..... 23-30, 25-30, 13-30

M 1 10/6 W 3-2 A UC Irvine..... 30-25, 23-30, 18-30, 30-24, 15-13

M 6 11/- W 3-1 A Mercyhurst ..... 28-30, 30-24, 30-23, 30-20

M19 10/15 W 3-0 A Lewis..... 30-27, 30-23, 30-22

M21 10/- W 3-1 A Loyola-Chicago.. 28-30, 30-28, 30-28, 30-26

M28 10/1 L 1-3 A Penn State ..... 23-30, 30-27, 20-30, 19-30

M29 10/- W 3-1 A St. Francis..... 31-29, 29-31, 30-28, 32-30

A 4 10/12 W 3-0 H George Mason ..... 30-21, 30-21, 30-27

A 5 10/- W 3-0 H Rutgers-Newark..... 30-27, 30-20, 30-28

A 8 9/rv W 3-2 A IPFW..... 27-30, 30-26, 30-26, 22-30, 15-13

A 10 9/8 W 3-1 H Ball State..... 28-30, 30-27, 30-23, 30-23

A 12 9/- W 3-0 H Mercyhurst..... 30-18, 30-24, 30-24

## MIVA Tournament Semifinal at Ohio State

A 24 9/- W 3-0 H Loyola-Chicago..... 30-22, 30-26, 30-27

## MIVA Tournament Championship at Ohio State

A 26 9/10 W 3-0 H Ball State..... 30-19, 30-24, 30-21

## NCAA Championship Semifinal at UC Irvine

F 1 7/1 L 1-3 N Penn State ..... 21-30, 30-26, 22-30, 17-30

## 2009

Record: 16-11

### Head Coach Pete Hanson

Outrigger Hotels Invitational, Honolulu, Hawaii

J 8 10t/13 L 0-3 A Hawaii ..... 27-30, 24-30, 29-31

J 9 10t/1 L 0-3 N Penn State ..... 27-30, 24-30, 19-30

J 10 10t/7 L 1-3 N Southern California ..... 18-30, 28-30, 30-25, 29-31

J 16 14/4 L 0-3 H Stanford ..... 28-30, 26-30, 34-36

J 18 14/- W 3-0 H Juniata (Div. III #4) ..... 30-23, 30-24, 30-25

J 25 14/- W 3-2 A St. Francis..... 30-20, 33-31, 28-30, 26-30, 15-12

J 31 13/- W 3-0 A IPFW ..... 30-22, 30-22, 30-21

F 5 12/- W 3-0 H Rutgers-Newark..... 30-23, 30-24, 30-27

F 6 12/- L 2-3 H George Mason ..... 30-18, 27-30, 24-30, 30-25, 17-19

F 14 14/1 L 0-3 A Penn State ..... 20-30, 27-30, 21-30

F 19 15/- W 3-0 H Quincy..... 30-22, 30-20, 30-18

F 20 15/- W 3-0 H Quincy..... 30-21, 30-18, 30-24

F 27 15/14 W 3-0 H Loyola-Chicago..... 30-21, 30-27, 30-19

F 28 15/10 L 1-3 H Lewis..... 22-30, 25-30, 31-29, 29-31

M 4 13/- L 2-3 A Juniata (Div. III #2) ..... 30-28, 23-30, 28-30, 30-27, 12-15

M 11 15/14 W 3-2 H Ball State..... 30-25, 20-30, 30-21, 26-30, 15-12

M20 14/- L 1-3 A George Mason ... 27-30, 24-30, 31-29, 27-30

M21 14/- W 3-0 A Rutgers-Newark..... 30-15, 30-19, 30-20

M27 -/14 W 3-2 A Ball State..... 27-30, 21-30, 30-26, 30-27, 15-10

A 3 14/15 W 3-0 A Loyola-Chicago..... 30-21, 30-25, 31-29

A 4 14/11 W 3-1 A Lewis..... 30-24, 19-30, 30-26, 30-23

A 10 11/- W 3-0 H IPFW ..... 30-20, 30-19, 30-25

A 17 11/- W 3-1 H St. Francis..... 30-16, 23-30, 30-28, 32-30

A 18 11/7 L 0-3 H Penn State ..... 21-30, 21-30, 27-30

## MIVA Tournament Semifinal at Ohio State

A 30 10/13 W 3-0 H Loyola-Chicago..... 30-22, 30-19, 30-25

## MIVA Tournament Championship at Ohio State

M 2 10/- W 3-0 H Ball State..... 30-25, 32-30, 30-19

## NCAA Championship Semifinal at Brigham Young



# RESULTS BY SEASON

M 7 10/1 L 0-3 N UC Irvine ..... 25-30, 25-30, 26-30

**2010**

**Record: 22-8**

**Head Coach Pete Hanson**

Outrigger Hotels Tournament, Honolulu, Hawaii

J 7 10/12 L 0-3 A Hawaii ..... 20-30, 20-30, 26-30

J 8 10/1 L 1-3 N Southern California .....  
..... 30-20, 26-30, 25-30, 14-30

J 9 10/5 L 1-3 N Penn State ..... 16-30, 27-30, 30-24, 25-30

J 15 11t/- W 3-0 H IPFW ..... 30-16, 34-32, 30-24

J 17 11t/- L 1-3 A St. Francis ..... 22-30, 25-30, 30-22, 25-30

J 18 13/- W 3-0 A Juniata (Div. III #1) ..... 30-26, 30-21, 30-28

J 22 13/- W 3-0 H Grand Canyon ..... 30-23, 30-16, 30-22

J 23 13/- W 3-0 H Grand Canyon ..... 30-24, 30-22, 30-25

J 28 13/- W 3-0 H George Mason ..... 30-24, 33-31, 31-29

J 31 13/- W 3-0 H Juniata (Div. III #1) ..... 30-18, 30-25, 30-26

F 5 14/rv W 3-0 A \*Ball State ..... 30-28, 34-32, 30-23

F 12 13t/15 W 3-1 A \*Lewis ..... 30-20, 30-24, 24-30, 30-28

F 13 13t/12 L 2-3 A \*Loyola-Chicago .....  
..... 25-30, 34-36, 30-26, 30-27, 14-16

F 19 13/- W 3-0 H Carthage (Div. III #5) ..... 30-23, 30-23, 30-19

**Volleyball Hall of Fame/Morgan Classic, Springfield, Mass.**

F 26 13/- W 3-0 N George Mason ..... 30-12, 30-16, 30-25

F 27 13/- L 0-3 N UC Santa Barbara ..... 32-34, 30-32, 17-30

M 3 13/9 L 0-3 H Penn State ..... 26-30, 27-30, 18-30

M 6 13/- W 3-2 A IPFW ..... 30-26, 30-21, 29-31, 24-30, 15-12

M 7 13/- W 3-0 H Mt. Olive ..... 30-21, 30-22, 30-18

M 21 14/6 W 3-1 A Penn State ..... 30-25, 20-30, 30-27, 30-23

M 22 14/- W 3-1 A George Mason ... 30-27, 26-30, 30-26, 30-26

A 2 13/- W 3-0 A Quincy ..... 30-17, 30-18, 30-26

A 3 13/- W 3-0 A Quincy ..... 30-21, 30-18, 30-27

A 9 13/11t W 3-0 H Loyola-Chicago ..... 30-26, 32-30, 30-24

A 10 13/rv W 3-0 H Lewis ..... 32-30, 30-25, 30-21

A 16 11/15 W 3-0 H Ball State ..... 30-26, 30-26, 30-19

A 17 11/ W 3-1 H St. Francis ..... 30-21, 28-30, 30-23, 30-24

**MIVA Tournament Semifinal at Ohio State**

A 28 10/13t W 3-1 H Ball State ..... 30-24, 27-30, 30-28, 30-27

**MIVA Tournament Championship at Ohio State**

M 1 10/15 W 3-2 H Loyola-Chicago .....  
..... 30-28, 25-30, 26-30, 30-20, 15-11

**NCAA Championship Semifinal at Stanford**

M 6 10/1 L 0-3 A Stanford ..... 258-30, 26-30, 17-30

**2011 - NCAA CHAMPIONS**

**Record: 26-6**

**Head Coach Pete Hanson**

J 9 7/3 L 1-3 A Pepperdine ..... 20-25, 23-25, 25-20, 21-25

J 10 8t/3 L 2-3 A Pepperdine .....  
..... 16-25, 25-19, 20-25, 28-26, 14-16

J 15 8t/- W 3-0 H St. Francis ..... 25-16, 25-18, 25-19

J 18 10/- W 3-1 H George Mason ... 29-27, 25-21, 20-25, 25-17

J 21 10/- W 3-0 A IPFW ..... 25-15, 25-20, 25-16

J 29 9t/- W 3-1 A Juniata (Div. III #2) .....  
..... 25-22, 19-25, 25-23, 25-18

**Played at Penn State**

F 4 9/13 W 3-0 N Cal State Northridge ..... 25-14, 25-19, 25-16

**Played at Penn State**

F 5 9/7 W 3-2 N UC Irvine ... 25-22, 23-25, 25-21, 20-25, 15-8

F 9 6/9t W 3-0 H Penn State ..... 25-17, 25-21, 25-20

F 10 6/- W 3-0 H Quincy ..... 25-16, 25-17, 25-19

F 11 6/- W 3-0 H Quincy ..... 25-22, 25-15, 25-21

F 18 6/rv W 3-0 A Ball State ..... 25-16, 25-21, 28-26

F 25 5/- W 3-0 H IPFW ..... 25-13, 25-21, 25-23

F 27 5/- W 3-0 H Juniata (Div. III #5) ..... 25-12, 25-20, 25-15

M 4 5/14 W 3-0 H Lewis ..... 25-22, 25-20, 25-17

M 5 5/12 W 3-1 H Loyola-Chicago .. 25-18, 25-17, 21-25, 25-21

M 11 4/rv W 3-1 H Ball State ..... 25-21, 25-18, 15-25, 25-22

M 20 4/- W 3-0 A Grand Canyon ..... 25-17, 25-22, 25-16

M 21 4/- W 3-0 A Grand Canyon ..... 25-16, 25-20, 25-16

M 24 3t/14 L 1-3 A UC San Diego .... 25-21, 22-25, 22-25, 26-28

M 26 3t/5 L 0-3 A UC Irvine ..... 20-25, 22-25, 18-25

A 1 7/11 W 3-1 A Loyola-Chicago .. 25-20, 25-27, 25-22, 25-20

A 3 7/15 L 1-3 A Lewis ..... 27-25, 23-25, 19-25, 21-25

A 8 9/- W 3-2 H Princeton ... 25-17, 25-18, 22-25, 22-25, 15-9

A 9 9/- W 3-0 H Princeton ..... 25-18, 25-10, 25-12

A 10 9/10 L 1-3 A Penn State ..... 21-25, 25-18, 19-25, 9-25

A 16 9t/- W 3-0 A George Mason ..... 25-23, 31-29, 25-16

A 17 9t/- W 3-0 A St. Francis ..... 25-19, 25-13, 25-23

**MIVA Tournament Semifinal at Ohio State**

A 27 9/13 W 3-1 H Lewis ..... 20-25, 25-19, 25-16, 25-18

**MIVA Tournament Championship at Ohio State**

A 30 9/12 W 3-1 H Loyola-Chicago .. 22-25, 25-20, 25-16, 25-17

**NCAA Championship Semifinal at Penn State**

M 5 8/10 W 3-1 A Penn State ..... 25-18, 24-26, 25-22, 25-23

**NCAA Championship Match at Penn State**

M 7 8/3 W 3-2 N UC Santa Barbara .....  
..... 20-25, 25-20, 25-19, 22-25, 15-9



# RESULTS BY SEASON



# RESULTS BY OPPONENT

## Alberta, 1-0

Excaliber Tournament at York Canada

1/ 6/84..... N....W.....3-0..... 15-4, 15-9, 15-9

## Ambassador, 1-0

Played at Quincy

3/12/94..... N....W.....3-0..... 15-2, 15-9, 15-1

## American University (Puerto Rico) 1-0

Sports Corp Shootout, Ft. Wayne, Ind.

1/14/00..... N....W.....3-0..... 15-0, 15-4, 15-3

## Arkansas-Little Rock, 1-0

Indiana-Purdue Tournament

1/17/86..... N....W.....3-0..... 15-2, 15-6, 16-14

## Army, 3-1

3/18/72.....A....W.....3-0.....na

Pittsburgh Invitational

2/ 9/79..... N....L.....1-2..... 11-15, 16-14, 7-15

Pittsburgh Invitational

2/10/79..... N....W.....2-0..... 15-10, 15-5

Pittsburgh Invitational

2/13/81..... N....W.....2-0..... 15-0, 15-8

## Ball State, 88-76

2/17/68.....A....L.....2-3..... 15-7, 2-15, 13-11, 9-15, 13-15

4/ 3/68..... H....L.....0-3..... 8-15, 3-15, 9-15

MIVA Tournament-2nd Round at Ball State

4/20/68..... N....L.....na.....na

MIVA Tournament Finals at Ohio State

4/27/68..... H....L.....0-3.....na

3/27/69..... H....W.....3-0.....na

Ohio State Invitational

4/ 4/69..... H....W.....2-1..... 15-10, 11-15, 15-4

Ohio State Invitational

4/ 4/69..... H....W.....2-0.....na

4/16/69.....A....W.....3-0..... 15-11, 15-11, 15-3

MIVA Playoff at Ball State

4/26/69.....A....W.....2-0..... 15-13, 15-13

MIVA Playoff at Ball State

4/26/69.....A....W.....2-1..... 11-15, 15-12, 16-14

4/14/70.....A....L.....1-3..... 6-15, 15-8, 13-15, 3-15

4/ 3/70..... H....L.....0-3..... 6-15, 6-15, 7-15

/ /70..... H....W.....2-0.....na

4/ /71.....A....L.....0-3.....na

4/ 7/71..... H....L.....0-3..... 9-15, 8-15, 17-19

Ohio State Invitational

4/ 1/72..... H....L.....0-2.....na

Ohio State Invitational

4/ 1/72..... H....L.....0-2..... 11-13, 13-15

4/11/72.....A....W.....3-2..... 6-15, 13-15, 15-12, 15-13, 15-4

4/18/72..... H....L.....0-3..... 16-18, 12-15, 7-15

Ohio State Invitational

4/14/73..... H....L.....1-2.....na

Ball State Invitational

3/24/73.....A....L.....0-2..... 15-17, 9-15

5/ 2/73..... H....L.....1-3.....na

5/ 9/73.....A....L.....2-3.....na

Ohio State Invitational

3/16/74..... H....L.....1-2.....na

(Ball State Invitational)

3/23/74.....A....L.....0-2.....na

4/ 3/74.....A....L.....1-3..... 13-15, 9-15, 15-9, 6-15

4/24/74..... H....W.....3-0..... 15-12, 15-4, 16-14

Ohio State Invitational

3/29/75..... H....W.....2-1..... 9-15, 15-8, 15-13

4/18/75..... H....W.....3-0..... 15-13, 18-16, 16-14

5/ 3/75.....A....W.....3-2..... 15-10, 11-15, 8-15, 15-11, 18-16

George Williams College Tournament

/ /76..... N....W.....2-1..... 15-2, 13-15, 15-9

Ohio State Invitational

2/28/76..... H....L.....1-2..... 5-15, 15-12, 9-15

4/ 2/76.....A....L.....2-3..... 17-15, 12-15, 15-9, 9-15, 7-15

4/19/76..... H....W.....3-0..... 15-10, 15-6, 15-10

NCAA Regional Playoff at Ohio State

4/24/76..... H....W.....3-1..... 15-5, 15-7, 7-15, 15-6

Ohio State Invitational

3/ 5/77..... H....W.....2-0..... 15-10, 15-13

Ball State Invitational

3/26/77.....A....W.....2-1..... 15-12, 10-15, 15-13

4/ 7/77.....A....W.....3-2..... 13-15, 12-15, 15-9, 15-12, 15-2

4/23/77..... H....W.....3-1..... 15-4, 15-5, 14-16, 15-13

MIVA Classic at George Williams

2/26/78..... N....W.....2-1..... 15-9, 10-15, 15-3

Ohio State Invitational

3/ 4/78..... H....W.....2-0..... 15-6, 15-6

4/ 8/78..... H....W.....3-0..... 15-13, 15-3, 15-3

4/22/78.....A....W.....3-0..... 15-8, 15-6, 15-8

MIVA Classic at Chicago, Illinois

2/17/79..... N....L.....0-2..... 5-15, 13-15

3/29/79.....A....L.....0-3..... 8-15, 3-15, 12-15

4/21/79..... H....L.....2-3..... 6-15, 16-14, 10-15, 15-9, 7-15

Ohio State Invitational

2/ 2/80..... H....W.....3-1..... 12-15, 15-9, 15-2, 15-5

4/11/80..... H....W.....3-0..... 15-5, 15-9, 15-4

4/26/80.....A....W.....3-1..... 16-18, 15-12, 15-12, 15-6

MIVA Championship Semifinal at Ball State

5/ 2/80.....A....W.....3-2..... 7-15, 15-6, 15-12, 9-15, 16-14

Buckeye Collegiate Invitational

2/ 7/81..... H....W.....3-2..... 15-1, 15-3, 14-16, 12-15, 15-9

Ball State Invitational

3/14/81.....A....W.....3-2..... 15-10, 4-15, 12-15, 15-4, 15-11

4/ 9/81.....A....W.....3-1..... 13-15, 15-6, 15-13, 15-9

4/24/81..... H....W.....3-1..... 15-6, 15-8, 5-15, 15-5

MIVA Championship at Ohio State

5/ 2/81..... H....W.....3-0..... 15-1, 15-3, 15-10

Buckeye Invitational at Ohio State

2/ 6/82..... H....L.....1-3..... 15-9, 14-16, 13-15, 13-15

Volleycard Classic at Ball State

3/13/82.....A....W.....3-0..... 15-8, 15-5, 15-3

4/ 8/82.....A....W.....3-1..... 15-13, 15-10, 9-15, 15-8

4/20/82..... H....L.....2-3..... 15-12, 14-16, 11-15, 15-3, 10-15

MIVA Championship at George Williams

4/24/82..... N....W.....3-0..... 15-8, 15-5, 15-12

NCAA Regional Playoff at Ohio State

5/ 1/82..... H....W.....3-2..... 12-15, 15-17, 15-7, 15-7, 15-12

Penn State Tournament

1/29/83..... N....L.....0-2..... 9-15, 13-15

Buckeye Invitational at Ohio State

2/ 5/83..... H....L.....1-2..... 15-10, 14-16, 8-15

Pittsburgh Invitational

2/12/83..... N....L.....2-3..... 15-11, 7-15, 15-6, 13-15, 8-15



# RESULTS BY OPPONENT

## Volleycard Classic at Ball State

4/ 1/83.....A ....L.....0-3 ..... 9-15, 13-15, 12-15  
 4/ 8/83.....H ....W.....3-0 ..... 15-10, 15-6, 15-5  
 4/20/83.....A ....W.....3-2 ..... 12-15, 3-15, 15-10, 15-6, 15-8  
 MIVA Championship at Ball State  
 4/23/83.....N ....W.....3-2 ..... 13-15, 15-9, 15-8, 8-15, 15-10  
 Excaliber Tournament at York Canada  
 1/ 7/84.....N ....L.....1-3 ..... 17-15, 8-15, 11-15, 7-15  
 Buckeye Invitational at Ohio State  
 2/ 5/84.....H ....W.....3-0 ..... 15-10, 15-10, 15-8  
 3/14/84.....A ....L.....1-3 ..... 8-15, 15-13, 8-15, 13-15  
 Volleycard Classic at Ball State  
 3/31/84.....A ....W.....3-2 ..... 15-17, 15-12, 15-12, 6-15, 15-11  
 4/13/84.....H ....W.....3-2 ..... 15-12, 7-15, 15-5, 13-15, 15-9  
 MIVA Championship at Indiana-Purdue  
 4/21/84.....N ....L.....1-3 ..... 16-14, 15-17, 10-15, 12-15  
 NCAA Regional Playoff at Ohio State  
 //84.....H ....L.....2-3 ..... 15-10, 15-9, 13-15, 12-15, 5-15  
 George Williams Tournament  
 1/18/85.....N ....W.....3-2 ..... 15-13, 10-15, 15-12, 8-15, 15-12  
 Buckeye Invitational at Ohio State  
 2/ 2/85.....H ....L.....1-3 ..... 11-15, 15-11, 4-15, 4-15  
 3/13/85.....A ....L.....1-3 ..... 0-15, 15-5, 14-16, 8-15  
 Cardinal Classic at Ball State  
 3/30/85.....A ....L.....2-3 ..... 14-16, 15-17, 15-8, 15-12, 12-15  
 4/10/85.....H ....L.....0-3 ..... 10-15, 7-15, 14-16  
 MIVA Championship at Ball State  
 4/20/85.....A ....L.....2-3 ..... 15-12, 15-12, 6-15, 14-16, 3-15  
 3/21/86.....A ....W.....3-2 ..... 4-15, 15-9, 10-15, 15-10, 16-14  
 Cardinal Classic at Ball State  
 3/29/86.....H ....L.....0-3 ..... 7-15, 12-15, 11-15  
 4/ 4/86.....H ....L.....1-3 ..... 12-15, 15-4, 9-15, 13-15  
 MIVA Championship at Ohio State  
 4/19/86.....H ....W.....3-1 ..... 10-15, 15-9, 15-10, 15-13  
 Penn State Invitational  
 1/24/87.....N ....W.....3-2 ..... 15-12, 15-1, 8-15, 3-15, 16-14  
 2/ 4/87.....A ....L.....1-3 ..... 12-15, 15-17, 15-12, 10-15  
 2/19/87.....H ....L.....0-3 ..... 5-15, 4-15, 14-16  
 3/13/87.....A ....W.....3-0 ..... 15-11, 19-17, 15-5  
 4/ 1/87.....H ....L.....1-3 ..... 14-16, 13-15, 15-10, 10-15  
 MIVA Championship at Indiana-Purdue  
 4/25/87.....N ....W.....3-2 ..... 15-8, 15-5, 8-15, 5-15, 18-16  
 1/28/88.....H ....W.....3-1 ..... 15-11, 15-7, 11-15, 15-12  
 Nittany Lion Invitational  
 1/30/88.....N ....L.....0-3 ..... 3-15, 9-15, 7-15  
 3/11/88.....A ....L.....1-3 ..... 13-15, 5-15, 15-8, 9-15  
 4/13/88.....H ....W.....3-1 ..... 15-10, 14-16, 15-11, 15-4  
 MIVA Championship at Ball State  
 4/23/88.....A ....L.....2-3 ..... 7-15, 15-12, 16-14, 7-15, 13-15  
 1/16/89.....A ....L.....1-3 ..... 13-15, 16-14, 13-15, 13-15  
 3/29/89.....H ....W.....3-1 ..... 13-15, 15-5, 15-11, 15-4  
 4/12/89.....A ....L.....0-3 ..... 6-15, 0-15, 15-17  
 MIVA Championship at Ohio State  
 4/22/89.....H ....L.....0-3 ..... 10-15, 5-15, 17-19  
 1/17/90.....H ....L.....2-3 ..... 12-15, 15-10, 15-8, 8-15, 10-15  
 Nittany Lion Invitational at Penn State  
 1/19/90.....N ....L.....0-3 ..... 13-15, 7-15, 13-15  
 2/21/90.....A ....L.....0-3 ..... 6-15, 13-15, 7-15  
 4/11/90.....H ....L.....0-3 ..... 10-15, 4-15, 11-15  
 MIVA Championship Semifinal at Indiana-Purdue  
 4/20/90.....N ....L.....0-3 ..... 5-15, 3-15, 7-15

## Asica Qualifier at Indiana-Purdue

1/18/91.....N ....L.....0-3 ..... 13-15, 3-15, 12-15  
 2/13/91.....H ....W.....3-0 ..... 15-8, 15-12, 15-7  
 4/10/91.....A ....L.....1-3 ..... 12-15, 12-15, 15-8, 11-15  
 MIVA Championship Semifinal at Ball State  
 4/19/91.....A ....L.....1-3 ..... 15-8, 14-16, 14-16, 13-15  
 Nittany Lion Invitational at Penn State  
 1/24/92.....N ....W.....3-0 ..... 15-0, 15-13, 15-13  
 Nittany Lion Invitational at Penn State  
 1/25/92.....N ....W.....3-0 ..... 15-4, 15-6, 15-3  
 3/12/92.....H ....L.....2-3 ..... 12-15, 7-15, 15-5, 17-15, 11-15  
 4/ 8/92.....A ....L.....0-3 ..... 13-15, 8-15, 14-16  
 MIVA Championship Semifinal at Ohio State  
 4/17/92.....H ....W.....3-2 ..... 12-15, 15-8, 15-8, 10-15, 16-14  
 2/11/93.....A ....W.....3-1 ..... 8-15, 15-10, 15-11, 15-13  
 4/14/93.....H ....W.....3-1 ..... 14-16, 15-11, 15-9, 15-8  
 4/ 6/94.....A ....W.....3-1 ..... 15-7, 15-9, 7-15, 15-11  
 4/15/94.....H ....L.....2-3 ..... 12-15, 6-15, 15-9, 15-10, 11-15  
 MIVA Playoff at Indiana-Purdue  
 4/22/94.....N ....L.....1-3 ..... 6-15, 16-14, 11-15, 12-15  
 1/28/95.....H ....W.....3-1 ..... 15-7, 15-11, 12-15, 15-11  
 2/ 9/95.....A ....L.....0-3 ..... 5-15, 5-15, 7-15  
 At George Mason Invitational  
 4/ 7/95.....N ....L.....2-3 ..... 16-14, 13-15, 15-11, 8-15, 13-15  
 MIVA Championship at Ball State  
 4/22/95.....A ....L.....0-3 ..... 5-15, 16-17, 9-15  
 2/28/96.....H ....W.....3-1 ..... 15-13, 15-7, 6-15, 15-12  
 3/28/96.....A ....L.....0-3 ..... 6-15, 10-15, 9-15  
 2/25/97.....A ....L.....1-3 ..... 15-9, 14-16, 2-15, 8-15  
 4/ 9/97.....H ....L.....0-3 ..... 9-15, 11-15, 13-15  
 MIVA Semifinals at Indiana-Purdue  
 4/18/97.....N ....L.....0-3 ..... 6-15, 14-16, 6-15  
 2/14/98.....H ....W.....3-0 ..... 15-8, 15-8, 15-7  
 4/ 1/98.....A ....W.....3-0 ..... 15-10, 15-6, 15-12  
 1/21/99.....H ....W.....3-0 ..... 15-12, 15-2, 15-12  
 2/ 4/99.....A ....W.....3-2 ..... 15-11, 13-15, 13-15, 15-11, 15-11  
 MIVA Semifinals at Lewis  
 4/23/99.....N ....W.....3-2 ..... 15-17, 6-15, 15-6, 15-10, 15-12  
 1/20/00.....A ....W.....3-0 ..... 15-7, 16-14, 15-10  
 4/ 8/00.....H ....W.....3-0 ..... 15-6, 15-13, 15-3  
 MIVA Semifinals at Ohio State  
 4/28/00.....H ....W.....3-0 ..... 15-9, 15-11, 16-14  
 2/ 4/01.....A ....L.....1-3 ..... 27-30, 26-30, 30-28, 24-30  
 3/3/101.....H ....W.....3-0 ..... 30-25, 31-29, 30-22  
 MIVA Semifinals at Quincy  
 4/27/01.....N ....W.....3-1 ..... 30-22, 22-30, 30-19, 30-24  
 2/23/02.....H ....L.....2-3 ..... 26-30, 30-28, 30-26, 24-30, 13-15  
 3/30/02.....A ....L.....0-3 ..... 15-30, 23-30, 27-30  
 2/21/03.....A ....W.....3-2 ..... 26-30, 33-31, 30-28, 26-30, 15-11  
 4/12/03.....H ....L.....0-3 ..... 28-30, 22-30, 32-34  
 2/27/04.....A ....L.....1-3 ..... 27-30, 23-30, 30-26, 29-31  
 4/16/04.....H ....W.....3-1 ..... 30-27, 30-27, 24-30, 30-24  
 2/11/05.....H ....W.....3-0 ..... 30-19, 30-21, 30-22  
 4/ 1/05.....A ....W.....3-2 ..... 30-21, 29-31, 26-30, 30-21, 15-10  
 MIVA Semifinals at Loyola  
 4/29/05.....N ....W.....3-2 ..... 30-25, 26-30, 30-22, 19-30, 15-10  
 2/25/06.....A ....W.....3-0 ..... 31-29, 30-22, 30-28  
 4/ 7/06.....H ....L.....0-3 ..... 21-30, 29-31, 22-30  
 3/ 9/07.....H ....W.....3-1 ..... 30-21, 28-30, 30-26, 30-23  
 4/13/07.....A ....L.....1-3 ..... 30-20, 29-31, 18-30, 27-30  
 MIVA Semifinals at Ohio State  
 4/26/07.....H ....W.....3-1 ..... 30-26, 30-25, 26-30, 31-29



# RESULTS BY OPPONENT

2/15/08.....A....L.....1-3.....30-26, 28-30, 30-32, 29-31  
 4/10/08.....H....W.....3-1.....28-30, 30-27, 30-23, 30-23  
 MIVA Championship at Ohio State  
 4/26/08.....H....W.....3-0.....30-19, 30-24, 30-21  
 3/11/09.....H....W.....3-2.....30-25, 20-30, 30-21, 26-30, 15-12  
 3/27/09.....A....W.....3-2.....27-30, 21-30, 30-26, 30-27, 15-10  
 MIVA Championship at Ohio State  
 5/ 2/09.....H....W.....3-0.....30-25, 32-30, 30-19  
 2/ 5/10.....A....W.....3-0.....30-28, 34-32, 30-23  
 4/16/10.....H....W.....3-0.....30-26, 30-26, 30-19  
 MIVA Tournament Semifinals at Ohio State  
 4/28/10.....H....W.....3-1.....30-24, 27-30, 30-28, 30-27  
 2/18/11.....A....W.....3-0.....25-16, 25-21, 28-26  
 3/11/11.....H....W.....3-1.....25-21, 25-18, 15-25, 25-22

## Bowling Green, 26-0

Ohio State Invitational  
 4/ 3/71.....H....W.....2-0.....15-4, 15-12  
 3/12/71.....H....W.....3-0.....15-4, 15-9, 15-9  
 2/ 9/71.....A....W.....3-0.....15-8, 15-8, 15-4  
 YMCA Tournament at Columbus, Ohio  
 1/30/71.....N....W.....2-0.....15-3, 15-2  
 4/ 7/72.....H....W.....3-0.....15-4, 15-4, 15-10  
 2/23/72.....A....W.....3-0.....15-4, 15-4, 15-10  
 4/25/73.....H....W.....3-0.....na  
 Ohio State Invitational  
 4/14/73.....H....W.....2-1.....na  
 4/ 4/73.....A....W.....3-0.....na  
 Ohio State Invitational  
 3/15/74.....H....W.....2-0.....15-8, 15-7  
 Ball State Invitational  
 3/23/74.....N....W.....2-0.....na  
 3/27/74.....H....W.....3-1.....15-10, 9-15, 15-13, 15-7  
 4/17/74.....A....W.....3-0.....na  
 4/12/75.....A....W.....3-0.....15-3, 15-4, 17-15  
 4/25/75.....H....W.....3-0.....15-1, 15-7, 15-12  
 4/ 6/76.....H....W.....3-0.....15-3, 15-4, 15-8  
 4/21/76.....A....W.....3-0.....15-1, 15-4, 15-3  
 Ohio State Invitational  
 3/ 5/77.....H....W.....2-0.....15-1, 15-0  
 4/12/77.....H....W.....2-0.....15-0, 15-2, 15-1  
 4/20/77.....A....W.....3-0.....15-1, 15-0, 15-1  
 / 83.....H....W.....3-0.....15-6, 15-1, 15-10  
 2/15/84.....H....W.....3-1.....15-3, 7-15, 15-13, 15-11  
 / 84.....A....W.....3-0.....15-8, 15-7, 15-9  
 2/ 6/85.....A....W.....3-0.....15-5, 15-7, 15-3  
 3/ 6/85.....H....W.....3-0.....15-6, 15-12, 15-5  
 2/12/86.....A....W.....3-0.....15-14, 15-4, 15-11

## Brigham Young, 4-12

Played at ?  
 ?/??/87.....N....L.....1-3.....15-11, 9-15, 10-15, 14-16  
 1/11/90.....H....L.....1-3.....10-15, 15-9, 8-15, 14-16  
 3/16/90.....A....L.....0-3.....12-15, 11-15, 15-17  
 1/30/91.....H....W.....3-1.....9-15, 16-14, 15-10, 15-13  
 3/23/91.....A....W.....3-2.....7-15, 15-9, 14-16, 15-11, 17-16  
 3/21/92.....A....L.....0-3.....10-15, 2-15, 10-15  
 3/20/93.....A....L.....0-3.....11-15, 9-15, 15-17  
 1/15/99.....H....L.....1-3.....15-13, 13-15, 15-17, 4-15  
 1/16/99.....H....L.....2-3.....5-15, 11-15, 15-10, 16-14, 13-15  
 3/24/00.....A....W.....3-2.....15-8, 7-15, 15-8, 12-15, 15-10  
 3/25/00.....A....W.....3-0.....15-12, 15-10, 15-12

1/ 1/02.....A....L.....0-3.....32-34, 23-30, 25-30  
 1/ 2/02.....H....L.....1-3.....25-30, 25-30, 30-28, 26-30  
 1/23/04.....H....L.....0-3.....27-30, 27-30, 26-30  
 1/24/04.....H....L.....1-3.....23-30, 23-30, 30-28, 25-30  
 Active Ankle Classic, Long Beach, Calif.  
 3/17/06.....N....L.....1-3.....30-27, 24-30, 21-30, 30-32

## Cal San Diego, 0-2

1/18/03.....A....L.....1-3.....30-26, 27-30, 26-30, 20-30  
 1/19/03.....A....L.....0-3.....28-30, 23-30, 15-30

## Cal State Northridge, 3-3

Pittsburgh Tournament  
 2/13/82.....N....W.....2-1.....14-16, 15-4, 15-12  
 3/22/87.....A....L.....2-3.....15-10, 16-14, 5-15, 7-15, 13-15  
 3/19/88.....A....L.....0-3.....11-15, 3-15, 13-15  
 3/27/91.....A....L.....2-3.....15-7, 10-15, 15-13, 9-15, 10-15  
 3/21/95.....A....W.....3-0.....15-11, 15-8, 16-14  
 3/21/99.....A....W.....3-0.....15-9, 15-12, 15-13  
 Played at Penn State  
 2/ 4/11.....N....W.....3-0.....25-14, 25-19, 25-16

## Carnegie Mellon, 1-0

Pittsburgh Invitational  
 2/ 9/79.....N....W.....2-0.....15-0, 15-6

## Carthage, 3-0

3/ 5/06.....H....W.....3-0.....30-18, 32-30, 30-17  
 1/27/07.....H....W.....3-1.....30-24, 26-30, 32-30, 30-21  
 2/19/10.....H....W.....3-0.....30-23, 30-23, 30-19

## Cincinnati, 9-0

2/ 8/69.....H....W.....2-0.....15-1, 15-3  
 Ohio State Invitational  
 2/ 2/80.....H....W.....2-0.....15-5, 15-10  
 2/21/80.....A....W.....3-0.....15-3, 15-7, 15-9  
 4/15/80.....H....W.....3-0.....15-1, 15-8, 15-10  
 Pittsburgh Invitational  
 2/13/81.....N....W.....2-0.....15-5, 15-3  
 4/17/81.....H....W.....3-0.....15-1, 15-5, 15-9  
 Buckeye Invitational at Ohio State  
 2/ 5/ 82.....H....W.....2-0.....15-4, 15-3  
 2/19/82.....H....W.....3-0.....15-2, 15-1, 15-8  
 4/ 2/82.....A....W.....3-0.....15-4, 15-11, 15-8

## Clarke College, 20-0

2/20/98.....A....W.....3-0.....15-3, 15-11, 15-12  
 3/13/98.....H....W.....3-0.....15-9, 15-8, 15-7  
 MIVA Quarterfinal at Ohio State  
 4/11/98.....H....W.....3-0.....15-2, 15-4, 15-4  
 3/12/99.....H....W.....3-0.....15-2, 15-4, 15-5  
 3/26/99.....A....W.....3-0.....15-1, 15-1, 15-10  
 2/ 4/00.....A....W.....3-0.....15-4, 15-3, 15-8  
 3/ 3/00.....H....W.....3-0.....15-7, 15-4, 15-9  
 MIVA Quarterfinal at Ohio State  
 4/22/00.....H....W.....3-0.....15-3, 15-9, 15-6  
 3/23/01.....A....W.....3-0.....30-21, 30-24, 30-28  
 3/ 2/01.....H....W.....3-0.....30-25, 30-16, 30-17  
 2/16/02.....A....W.....3-0.....30-8, 30-24, 30-14  
 3/27/02.....H....W.....3-0.....30-15, 30-17, 30-15  
 2/ 7/03.....H....W.....3-0.....30-16, 30-16, 30-23  
 3/ 1/03.....A....W.....3-0.....30-18, 30-19, 30-12



# RESULTS BY OPPONENT

2/ 7/04..... H....W.....3-0..... 30-17, 30-17, 30-25  
 3/20/04.....A....W.....3-0..... 30-24, 30-18, 35-33  
 2/27/05.....A....W.....3-0..... 30-26, 30-18, 30-25  
 3/ 2/05..... H....W.....3-0..... 30-11, 30-21, 30-20  
 2/19/06.....A....W.....3-0..... 30-24, 30-28, 30-16  
 1/10/07..... H....W.....3-0..... 30-16, 30-21, 30-15

## Concordia College 2-0

Sports Corp Shootout, Ft. Wayne, Ind.

1/15/00..... N....W.....3-0..... 15-5, 16-14, 15-11  
 1/13/03..... H....W.....3-0..... 30-25, 30-28, 30-27

## Cornell, 2-0

Nittany Lion Invitationa at Penn State

1/27/80..... N....W.....2-0..... 15-5, 15-5

Naval Academy Invitational

4/10/88..... N....W.....3-0..... 15-4, 15-6, 15-1

Dalhousie, 1-2

Excaliber Tournament at York Canada

1/ 6/84..... N....W.....3-0..... 15-10, 15-9, 15-13

Sherbrooke Invitational

11/25/88..... N....L.....1-3..... 10-15, 15-13, 15-6, 15-4

Sherbrooke Invitational

11/26/88..... N....L.....1-3..... 2-15, 6-15, 15-6, 11-15

Delaware, 3-0

Ohio State Invitational

3/5/77..... H....W.....2-0..... 15-10, 15-4

Ohio State Invitational

3/ 3/78..... H....W.....2-0..... 16-14, 15-5

Ohio State Invitational

3/ 4/78..... H....W.....2-0..... 15-12, 15-10

D'Youville, 2-0

1/30/04..... H....W.....3-0..... 30-28, 30-13, 30-21

1/ 8/07..... H....W.....3-0..... 30-14, 30-21, 30-14

## Earlham, 35-2

MIVA Tournament Finals at Ohio State

4/27/68..... H....W.....na.....na

MIVA Tournament Finals at Ohio State

4/27/68..... H....W.....na.....na

MIVA Tournament-2nd Round at Ball State

4/20/68..... N....W.....na.....na

MIVA Tournament-1st Round at Earlham

4/ 6/68.....A....W.....2-0..... 15-2, 15-12

MIVA Tournament-1st Round at Earlham

4/ 6/68.....A....W.....na.....na

3/ 2/68.....A....L.....1-3..... 6-15, 7-15, 15-10, 10-15

MIVA Tournament-2nd Round at Earlham

4/19/69.....A....W.....2-1..... 14-16, 15-7, 15-3

Played at Indiana

2/22/69..... N....W.....3-0..... 15-1, 15-10, 15-7

Played at Indiana Tech

4/11/70..... N....W.....3-0..... 15-12, 15-9, 15-8

/ /70..... H....W.....2-0.....na

3/13/71..... H....W.....3-0..... 15-6, 15-3, 15-12

3/ 6/71.....A....W.....3-1..... 15-13, 15-12, 10-15, 15-3

YMCA Tournament at Columbus, Ohio

1/30/71..... N....L.....0-2..... 5-15, 10-15

4/19/72..... H....W.....3-0..... 15-4, 15-3, 15-7

3/ 8/72.....A....W.....3-0..... 15-8, 15-10, 15-2

4/18/73.....A....W.....3-0..... 15-13, 15-3, 16-14

3/30/73..... H....W.....3-1..... 15-6, 15-6, 7-15, 15-8

4/ 1/74..... H....W.....3-0..... 15-6, 15-5, 15-4

4/15/74.....A....W.....3-1..... 15-2, 15-5, 11-15, 15-10

4/11/75.....A....W.....3-0..... 15-13, 15-8, 15-7

4/30/75..... H....W.....3-0..... 15-2, 15-8, 15-6

3/ 5/76..... H....W.....3-0..... 15-4, 15-5, 15-12

4/ 9/76.....A....W.....3-0..... 15-8, 15-6, 17-15

3/29/77.....A....W.....3-0..... 15-4, 15-8, 15-9

4/ 5/77..... H....W.....3-0..... 15-2, 15-0, 15-12

MIVA Classic at George Williams

2/24/78..... N....W.....3-0..... 15-7, 15-2, 15-6

4/ 4/78.....A....W.....3-0..... 15-5, 15-5, 15-9

4/11/78..... H....W.....3-0..... 15-6, 15-5, 15-2

4/10/79..... H....W.....3-0..... 15-8, 15-0, 15-5

4/17/79.....A....W.....3-1..... 15-3, 14-16, 15-9, 15-2

3/ 4/80.....A....W.....3-0..... 15-2, 15-2, 15-8

4/ 1/80..... H....W.....3-0..... 15-1, 15-2, 15-10

2/24/82..... H....W.....3-0..... 15-10, 15-5, 15-4

4/17/82.....A....W.....3-0..... 15-4, 15-2, 15-5

2/16/83..... H....W.....3-1..... 12-15, 15-10, 15-2, 15-12

3/30/83.....A....W.....3-1..... 15-4, 15-5, 8-15, 15-3

MIVA Championship Semifianl at Ball State

4/22/83..... N....W.....3-0..... 15-1, 15-8, 15-4

## East Stroudsburg, 10-1

Ohio State Invitational

3/ 5/77..... H....W.....2-0..... 15-5, 15-5

Nittany Lion Invitationa at Penn State

1/27/80..... N....W.....2-0..... 15-5, 15-4

Edinboro Tournament

2/ 9/85..... N....L.....0-3..... 13-15, 13-15, 6-15

New Jersey Inst. Of Tech. Tournament

2/ 1/86..... N....W.....3-0.....15-11, 15-13

2/ 3/86.....A....W.....3-1..... 14-8, 12-15, 15-7, 15-1

Ohio State Invitational

2/ 9/86..... H....W.....3-1..... 16-14, 15-7, 13-15, 15-12

2/12/87.....A....W.....3-2..... 13-15, 15-10, 12-15, 15-6, 15-6

Naval Academy Invitational

4/ 9/88..... N....W.....3-0..... 15-4, 15-11, 15-5

Hall of Fame Classic, Springfield, Massachusetts

2/ 5/94..... N....W.....3-0..... 15-11, 15-9, 15-12

3/28/94..... H....W.....3-1..... 15-13, 12-15, 15-6, 16-14

3/25/96..... H....W.....3-2..... 12-15, 12-15, 15-8, 15-12, 17-15

## Eastern Mennonite, 3-0

St. Francis (Pa.) Volleyball Classic

1/23/93..... N....W.....3-0..... 15-0, 15-3, 15-6

Best of Five Tournament at Worthington High School

1/15/94..... N....W.....3-0..... 15-11, 15-10, 15-2

Best of Five Invitational at Ohio State

1/12/97..... H....W.....3-0..... 15-6, 15-6, 15-6

## Eastern Montana, 4-0

Indiana-Purdue Invitational

2/ 5/88..... N....W.....3-0..... 15-4, 15-3, 15-2

1/15/93..... H....W.....3-0..... 15-7, 16-14, 15-1

Best of Five Tournament at Ohio State

1/16/93..... H....W.....3-0..... 15-6, 15-12, 15-5

Best of Five Tournament at Ohio State

1/17/93..... H....W.....3-0..... 15-1, 15-3, 15-9



# RESULTS BY OPPONENT

## Edinboro, 7-0

Pittsburgh Invitational	
2/15/80..... N....W.....2-0.....	15-9, 15-3
Pittsburgh Tournament	
2/12/82..... N....W.....2-0.....	15-2, 15-3
Penn State Tournament	
1/29/83..... N....W.....2-0.....	15-1, 15-5
Edinboro State Invitational	
2/12/85.....A....W.....3-0.....	15-2, 15-7
Buckeye Invitational at Ohio State	
2/ 1/85..... H....W.....3-0.....	16-14, 15-6, 15-8
Edinboro Tournament	
2/ 8/85.....A....W.....2-0.....	15-9, 15-4
Edinboro Tournament	
2/ 9/85.....A....W.....3-2.....	15-2, 5-15, 15-5, 10-15, 15-9

## Findlay, 11-2

4/ 6/01.....A....W.....3-0.....	30-26, 30-16, 30-23
4/15/01..... H....W.....3-0.....	30-16, 30-18, 30-22
2/ 8/02..... H....W.....3-0.....	30-16, 30-22, 30-24
4/10/02.....A....W.....3-0.....	30-17, 30-23, 30-19
2/ 8/03.....A....W.....3-0.....	30-22, 30-26, 30-19
3/12/03..... H....W.....3-0.....	32-30, 30-22, 30-22
Played at Lake High School	
3/26/03..... N....W.....3-0.....	30-24, 30-22, 30-18
2/28/04..... H....W.....3-0.....	35-33, 31-29, 34-32
Played at Tri Village High School, New Madison, Ohio	
3/26/04..... N....L.....0-3.....	26-30, 27-30, 25-30
4/ 4/04.....A....W.....3-0.....	30-20, 30-26, 30-25
Played at Elder High School, Cincinnati, Ohio	
1/23/05..... N....L.....0-3.....	27-30, 19-30, 26-30
3/25/05.....A....W.....3-0.....	30-17, 30-23, 30-22
4/15/05..... H....W.....3-0.....	30-25, 30-22, 30-16

## George Mason, 21-25

Buckeye Collegiate Invitational	
2/ 6/81..... H....W.....2-0.....	15-5, 15-2
Penn State Tournament	
1/29/83..... N....W.....2-0.....	15-12, 15-9
Golden Dome Invitational at Rutgers-Newark	
3/12/83..... N....W.....3-1.....	15-3, 11-15, 15-9, 15-9
Volleycard Classic at Ball State	
3/30/84..... N....L.....2-3.....	7-15, 11-15, 15-12, 15-13, 10-15
Golden Dome Tournament at Rutgers-Newark	
3/ 8/85..... N....L.....1-3.....	19-17, 9-15, 0-15, 7-15
Cardinal Classic at Ball State	
3/29/85..... N....L.....0-3.....	11-15, 12-15, 9-15
Penn State Tournament	
1/26/86..... N....L.....0-3.....	5-15, 9-15, 10-15
New Jersey Inst. Of Tech. Tournament	
2/ 1/86..... N....L.....0-2.....	3-15, 6-15
Golden Dome Classic, Rutgers-Newark	
3/ 8/86..... N....L.....0-3.....	13-15, 11-15, 10-15
Cardinal Classic at Ball State	
3/29/86..... N....L.....0-3.....	11-15, 8-15, 2-15
Penn State Invitational	
1/24/87..... N....L.....1-3.....	6-15, 10-15, 15-8, 10-15
Golden Dome Invitational at Rutgers-Newark	
2/13/87..... N....L.....0-3.....	12-15, 15-17, 10-15
Ball State Invitational	
3/28/87..... N....L.....0-3.....	6-15, 8-15, 1-15
4/ 9/87.....A....L.....1-3.....	8-15, 9-15, 15-12, 10-15

## Nittany Lion Invitational

1/30/88..... N....L.....2-3.....	7-15, 15-3, 15-13, 2-15, 11-15
Golden Dome Invitational at Rutgers-Newark	
2/13/88..... N....L.....1-3.....	13-15, 7-15, 15-7, 12-15
3/14/88..... H....W.....3-0.....	15-5, 15-7, 15-13
4/ 6/89..... H....W.....3-0.....	15-7, 15-13, 15-12
Nittany Lion Invitational at Penn State	
1/19/90..... N....L.....2-3.....	2-15, 15-13, 15-10, 11-15, 14-16
2/24/90.....A....L.....1-3.....	5-15, 9-15, 15-13, 6-15
Dutch Country Classic at Elizabethtown, Pa.	
3/30/90..... N....L.....0-3.....	11-15, 11-15, 5-15
4/ 5/90..... H....W.....3-0.....	16-14, 15-12, 15-7
4/ 4/91..... H....L.....0-3.....	6-15, 7-15, 4-15
2/20/93.....A....W.....3-1.....	15-10, 15-8, 11-15, 15-5
4/ 1/93..... H....W.....3-1.....	15-5, 15-11, 10-15, 15-9
Nittany Lion Invitational at Penn State	
1/29/94..... N....L.....0-3.....	13-15, 13-15, 11-15
Indiana-Purdue Invitational	
1/21/95..... N....L.....1-3.....	8-15, 15-11, 13-15, 2-15
Penn State Invitational	
2/ 4/95..... N....L.....2-3.....	16-17, 15-6, 15-13, 11-15, 12-15
3/30/95..... H....L.....2-3.....	15-9, 15-13, 13-15, 6-15, 13-15
At Golden Dome Classic, Rutgers, New Jersey	
3/ 1/96..... N....W.....3-0.....	15-8, 15-3, 15-9
2/16/01..... H....W.....3-0.....	30-23, 30-27, 30-24
1/26/02.....A....W.....3-0.....	30-22, 40-38, 30-20
1/15/03..... H....W.....3-2.....	28-30, 30-26, 30-25, 29-31, 15-11
3/29/03.....A....L.....0-3.....	26-30, 23-30, 28-30
2/ 2/06..... H....W.....3-1.....	30-28, 30-28, 26-30, 30-28
2/17/07..... H....W.....3-0.....	30-26, 30-26, 30-25
3/ 4/07.....A....W.....3-1.....	31-33, 30-27, 30-23, 30-26
2/ 9/08.....A....L.....2-3.....	27-30, 30-25, 31-33, 30-27, 13-15
4/ 4/08..... H....W.....3-0.....	30-21, 30-21, 30-27
2/ 6/09..... H....L.....2-3.....	30-18, 27-30, 24-30, 30-25, 17-19
3/20/09.....A....L.....1-3.....	27-30, 24-30, 31-29, 27-30
1/28/10..... H....W.....3-0.....	30-24, 33-31, 31-29
Volleyball Hall of Fame/Morgan Classic at Springfield, Mass.	
2/26/10..... N....W.....3-0.....	30-12, 30-16, 30-25
3/22/10.....A....W.....3-1.....	30-27, 26-30, 30-26, 30-26
1/18/11..... H....W.....3-1.....	29-27, 25-21, 20-25, 25-17
4/16/11.....A....W.....3-0.....	25-23, 31-29, 25-16

## George Williams, 34-6

MIVA Tournament Finals at Ohio State	
4/27/68..... H....L.....2-3.....	na
MIVA Tournament- 1st Round at Ohio State	
/ /69..... H....W.....2-0.....	na
Played at Illinois-Chicago	
4/18/70..... N....W.....3-0.....	16-14, 15-6, 15-11
Ohio State Invitational	
4/ 4/70..... H....W.....2-0.....	15-4, 15-10
Ohio State Invitational	
4/ 4/70..... H....W.....3-0.....	16-14, 15-5, 15-6
4/10/71..... H....L.....2-3.....	11-15, 15-13, 12-15, 15-7, 6-15
Played at Toledo	
2/20/71..... N....W.....3-0.....	15-7, 16-14, 15-0
Ohio State Invitational	
4/ 1/72..... H....W.....3-1.....	na
2/19/72.....A....W.....3-0.....	15-7, 15-5, 15-5
4/11/73.....A....L.....0-3.....	na
3/31/73..... H....W.....3-1.....	na





# RESULTS BY OPPONENT

**Ball State Invitational**

3/23/74..... N ..... L..... 1-2 ..... na  
 4/ 6/74..... H ..... L..... 2-3 ..... 15-17, 15-11, 15-12, 3-15, 12-15  
 4/26/74..... A ..... L..... 2-3 ..... na  
 3/23/75..... A ..... W ..... 3-1 ..... 15-10, 12-15, 15-9, 15-10  
 4/ 4/75..... H ..... W ..... 3-0 ..... 15-10, 15-3, 15-4  
 4/ 3/76..... A ..... W ..... 3-0 ..... 15-0, 15-6, 15-8  
 4/23/76..... H ..... W ..... 3-0 ..... 15-2, 15-12, 15-6  
 3/12/77..... A ..... W ..... 3-0 ..... 15-14, 15-7, 15-12  
 3/21/77..... H ..... W ..... 3-0 ..... 15-13, 15-2, 15-7  
**MIVA Classic at George Williams**  
 2/26/78..... A ..... W ..... 2-0 ..... 15-3, 15-2  
 4/ 1/78..... H ..... W ..... 3-0 ..... 15-6, 15-12, 15-13  
 4/15/78..... A ..... W ..... 3-2 ..... 15-17, 16-14, 15-2, 7-15, 15-7  
**Pittsburgh Invitational**  
 2/10/79..... N ..... W ..... 2-1 ..... 13-15, 15-7, 15-5  
 4/14/79..... A ..... W ..... 3-1 ..... 15-11, 15-11, 15-6-18, 15-4  
 4/20/79..... H ..... W ..... 3-0 ..... 15-11, 15-11, 15-7  
**Pittsburgh Invitational**  
 2/16/80..... N ..... W ..... 2-0 ..... 15-9, 15-13  
 4//80..... H ..... W ..... 3-0 ..... 15-9, 15-1, 15-6  
**MIVA Championship Semifinal at Ohio State**  
 5/ 1/81..... H ..... W ..... 3-0 ..... 15-4, 15-4, 15-6  
 1/30/82..... A ..... W ..... 3-0 ..... 15-5, 15-5, 15-7  
**Played at Purdue**  
 2/27/82..... N ..... W ..... 3-0 ..... 15-1, 15-3, 15-8  
**Played at Earlham**  
 4/17/82..... N ..... W ..... 3-0 ..... 15-12, 14-16, 11-15, 15-3, 10-15  
 / /83..... H ..... W ..... 3-0 ..... 15-7, 15-7, 15-12  
 2/26/83..... A ..... W ..... 3-1 ..... 15-1, 15-1, 11-15, 15-6  
 3/ 3/84..... A ..... W ..... 3-0 ..... 15-12, 15-5, 15-13  
 4/14/84..... H ..... W ..... 3-0 ..... 15-6, 15-5, 15-7  
**George Williams Tournament**  
 1/19/85..... A ..... W ..... 3-0 ..... 15-12, 15-8, 15-5  
**Buckeye Invitational at Ohio State**  
 2/ 1/85..... H ..... W ..... 3-0 ..... 15-7, 15-3, 15-12  
 2/23/85..... A ..... W ..... 3-0 ..... 18-16, 15-4, 15-13  
 4/13/85..... H ..... W ..... 3-0 ..... 15-4, 15-8, 19-17

**Graceland, 16-0**

**Ohio State Invitational**  
 4/ 1/72..... H ..... W ..... 3-1 ..... na  
**Ball State Invitational**  
 3/24/73..... N ..... W ..... 2-1 ..... 2-15, 13-11, 15-9  
 3/21/73..... H ..... W ..... 3-1 ..... na  
 3/28/75..... H ..... W ..... 3-1 ..... 15-13, 13-15, 15-5, 15-11  
**Ohio State Invitational**  
 3/29/75..... H ..... W ..... 2-0 ..... 15-13, 15-11  
**Volleycard Classic at Ball State**  
 3/12/82..... N ..... W ..... 3-0 ..... 15-7, 15-5, 15-5  
 3/17/87..... H ..... W ..... 3-1 ..... 15-3, 10-15, 15-13, 15-12  
 ???/87..... A ..... W ..... 3-0 ..... 15-12, 15-6, 15-9  
**At Chicago, Illinois**  
 3/ 5/88..... N ..... W ..... 3-1 ..... 15-11, 11-15, 15-8, 15-10  
 4/12/88..... H ..... W ..... 3-0 ..... 15-8, 15-7, 15-11  
 3/27/89..... H ..... W ..... 3-1 ..... 15-5, 15-2, 13-15, 15-3  
**Played at Mantino, Illinois**  
 4/ 1/89..... N ..... W ..... 3-1 ..... 15-5, 15-9, 13-15, 15-10  
 2/17/90..... A ..... W ..... 3-0 ..... 15-7, 15-7, 15-10  
 4/ 4/90..... H ..... W ..... 3-1 ..... 15-11, 15-13, 9-15, 15-1  
 3/21/91..... H ..... W ..... 3-0 ..... 15-8, 15-6, 15-5/non-ncaa  
 3/12/95..... H ..... W ..... 3-0 ..... 15-9, 15-12, 15-12

**Grand Canyon 4-0**

1/22/10..... H ..... W ..... 3-0 ..... 30-23, 30-16, 30-22  
 1/23/10..... H ..... W ..... 3-0 ..... 30-24, 30-22, 30-25  
 3/20/11..... A ..... W ..... 3-0 ..... 25-17, 25-22, 25-16  
 3/21/11..... A ..... W ..... 3-0 ..... 25-16, 25-20, 25-16

**Guelph, 9-0**

**Pittsburgh Invitational**  
 2/10/79..... N ..... W ..... 2-0 ..... 15-3, 15-3  
**Buckeye Invitational at Ohio State**  
 2/ 4/84..... H ..... W ..... 3-0 ..... 15-8, 15-8, 15-13  
**Edinboro State Invitational**  
 2/11/84..... N ..... W ..... 2-0 ..... 15-8, 15-13  
**Edinboro Tournament**  
 2/ 8/85..... N ..... W ..... 2-0 ..... 16-14, 16-14  
**Indiana-Purdue Tournament**  
 1/18/86..... N ..... W ..... 3-0 ..... 15-7, 15-6, 15-11  
 1/10/87..... H ..... W ..... 3-1 ..... 15-6, 13-15, 15-7, 15-13  
 2/ 7/87..... H ..... W ..... 3-2 ..... 15-8, 14-16, 15-11, 9-15, 17-15  
**Guelph Invitational**  
 11/28/87..... A ..... W ..... 3-0 ..... 15-11, 15-8, 15-10  
 2/19/88..... H ..... W ..... 3-1 ..... 15-5, 16-14, 13-15, 15-11

**Hawaii, 0-3**

**Outrigger Hotels Invitational, Honolulu, Hawaii**  
 1/19/06..... A ..... L ..... 0-3 ..... 19-30, 22-30, 21-30  
**Outrigger Hotels Invitational, Honolulu, Hawaii**  
 1/ 8/09..... A ..... L ..... 0-3 ..... 27-30, 24-30, 29-31  
**Outrigger Hotels Invitational, Honolulu, Hawaii**  
 1/ 7/10..... A ..... L ..... 0-3 ..... 20-30, 20-30, 26-30

**Illinois, 7-0**

**MIVA Tournament-1st Round at Earlham**  
 4/ 6/68..... N ..... W ..... na ..... na  
**Big Ten Tournament at Indiana**  
 2/21/76..... N ..... W ..... 2-0 ..... 15-6, 15-10  
**Big Ten Invitational at Michigan**  
 2/12/77..... N ..... W ..... 2-0 ..... 11-3, 11-0  
**Big Ten Invitational at Michigan**  
 2/12/77..... N ..... W ..... 2-0 ..... 15-6, 16-14  
**Big Ten Championship at Ohio State**  
 2/18/78..... H ..... W ..... 2-0 ..... 11-0, 11-2  
**Big Ten Championship at Ohio State**  
 2/18/78..... H ..... W ..... 2-0 ..... 15-8, 15-4  
**Big Ten Invitational at Indiana**  
 2/24/79..... N ..... W ..... 2-0 ..... 15-12, 19-17

**Illinois-Chicago, 3-0**

**MIVA Playoff at Ball State**  
 4/26/69..... N ..... W ..... 2-0 ..... 16-14, 15-2  
 4/17/70..... A ..... W ..... 3-0 ..... 16-14, 15-11, 15-4  
**Ohio State Invitational**  
 4/ 4/70..... H ..... W ..... 3-0 ..... 15-5, 16-14, 15-10

**Indiana, 34-0**

**MIVA Tournament-2nd Round at Ball State**  
 4/20/68..... N ..... W ..... na ..... na  
**MIVA Tournament-1st Round at Earlham**  
 4/ 6/68..... N ..... W ..... na ..... na  
 3/30/68..... H ..... W ..... 2-0 ..... 15-11, 15-12



# RESULTS BY OPPONENT

Ohio State Invitational  
 4/ 4/69..... H.....W.....2-0.....na  
 2/22/69.....A.....W.....3-0.....15-0, 15-2, 15-8  
 2/ 8/68..... H.....W.....2-0.....15-3, 15-6  
 / /70..... H.....W.....3-0.....na  
 4/13/71.....A.....W.....2-0.....15-8, 15-2  
 4/13/72..... H.....W.....3-0.....15-6, 15-5, 15-11  
 4/ 5/72.....A.....W.....3-1.....12-15, 15-13, 15-9, 15-9  
 4/28/73.....A.....W.....3-2.....na  
 4/21/73..... H.....W.....3-1.....na  
 Ball State Invitational  
 3/24/73..... N.....W.....2-1.....11-15, 15-5, 15-11  
 Ball State Invitational  
 3/23/74..... N.....W.....2-0.....na  
 4/12/74..... H.....W.....3-0.....15-9, 15-8, 15-4  
 4/20/74.....A.....W.....3-0.....15-2, 15-2, 15-5  
 Ohio State Invitational  
 3/29/75..... H.....W.....2-0.....15-4, 15-5  
 4/ 8/75.....A.....W.....3-0.....15-6, 15-4, 15-8  
 4/14/75..... H.....W.....3-0.....15-2, 15-6, 15-2  
 Big Ten Tournament at Indiana  
 2/21/76.....A.....W.....2-0.....15-9, 15-11  
 Ohio State Invitational  
 2/28/76..... H.....W.....2-0.....15-2, 15-7  
 4/10/76.....A.....W.....3-0.....15-4, 16-14, 15-13  
 4/16/76..... H.....W.....3-0.....15-7, 15-10, 15-5  
 Big Ten Invitational at Michigan  
 2/12/77..... N.....W.....2-0.....15-12, 15-2  
 Ohio State Invitational  
 3/ 5/77..... H.....W.....2-0.....15-4, 15-9  
 3/17/77.....A.....W.....3-0.....15-12, 15-2, 17-15  
 4/14/77..... H.....W.....3-0.....15-1, 15-0, 15-7  
 Big Ten Championship at Ohio State  
 2/18/78..... H.....W.....2-0.....11-1, 11-6  
 Big Ten Championship at Ohio State  
 2/18/78..... H.....W.....2-0.....15-4, 15-9  
 3/31/78.....A.....W.....3-0.....15-5, 15-1, 15-4  
 4/ 7/78..... H.....W.....3-0.....15-7, 15-3, 15-1  
 Big Ten Invitational at Indiana  
 2/24/79.....A.....W.....2-0.....15-2, 15-12  
 Played at George Williams  
 4/14/79..... N.....W.....3-0.....15-1, 15-9, 15-8  
 Played at Wright State  
 4/24/79..... N.....W.....3-0.....15-11, 15-6, 15-5

**IPFW, 67-33**

Ohio State Invitational  
 2/ 1/80..... H.....W.....3-0.....15-2, 15-11, 15-9  
 3/28/80.....A.....W.....3-0.....15-1, 15-0, 15-3  
 4/ 8/80..... H.....W.....3-0.....15-1, 15-6, 15-6  
 2/13/81..... N.....W.....2-0.....15-2, 15-3  
 3/25/81..... H.....W.....3-0.....15-0, 15-7, 15-2  
 Buckeye Invitational at Ohio State  
 2/ 6/82..... H.....W.....2-0.....15-11, 15-4  
 3/ 4/82..... H.....W.....3-0.....15-2, 15-0, 16-14  
 Buckeye Invitational at Ohio State  
 2/ 4/83..... H.....W.....2-0.....15-8, 15-8  
 2/23/83..... H.....W.....3-1.....15-10, 15-7, 8-15, 15-11  
 4/13/83..... H.....W.....3-1.....15-8, 15-5, 13-15, 15-11  
 2/22/84.....A.....W.....3-0.....15-3, 15-12, 15-10  
 Played at George Williams  
 / /84..... N.....W.....3-0.....15-2, 15-4, 15-11

4/11/84..... H.....W.....3-0.....15-7, 15-6, 15-13  
 MIVA Championship Semifinal at Indiana-Purdue  
 4/20/84.....A.....W.....3-0.....15-7, 15-8, 15-2  
 George Williams Tournament  
 1/19/85..... N.....L.....1-3.....6-15, 15-6, 5-15, 12-15  
 Buckeye Invitational at Ohio State  
 2/ 2/85..... H.....W.....3-2.....8-15, 15-11, 12-15, 15-8, 15-4  
 2/22/85.....A.....W.....3-1.....17-15, 14-16, 15-12, 15-13  
 4/12/85..... H.....W.....3-2.....15-8, 15-11, 7-15, 14-16, 15-2  
 MIVA Championship Semifinal at Ball State  
 4/19/85..... N.....W.....3-0.....16-14, 15-8, 15-10  
 Indiana-Purdue Tournament  
 1/18/86.....A.....W.....3-0.....15-6, 15-11, 15-9  
 Penn State Tournament  
 1/26/87..... N.....W.....3-0.....15-13, 15-6, 15-12  
 Ohio State Invitational  
 2/ 8/86..... H.....W.....3-2.....14-16, 8-15, 15-7, 15-11, 15-10  
 3/14/86.....A.....L.....1-3.....15-8, 8-15, 12-15, 10-15  
 4/11/86..... H.....W.....3-2.....9-15, 15-8, 15-7, 7-15, 15-4  
 MIVA Championship Semifinal at Ohio State  
 4/18/86..... H.....W.....3-2.....11-15, 15-6, 15-2, 11-15, 15-6  
 Indiana-Purdue Tournament  
 1/17/87.....A.....L.....0-3.....11-15, 10-15, 12-15  
 2/20/87.....A.....L.....2-3.....14-16, 15-11, 9-15, 15-7, 9-15  
 3/ 6/87..... H.....W.....3-0.....15-7, 15-11, 15-10  
 3/20/87.....A.....L.....2-3.....15-12, 15-6, 8-15, 7-15, 3-15  
 4/ 8/87..... H.....W.....3-0.....15-9, 15-10, 15-10  
 MIVA Championship Semifinal at Indiana-Purdue  
 4/24/87.....A.....W.....3-1.....15-10, 14-16, 15-10, 15-7  
 1/27/88.....A.....W.....3-0.....15-11, 15-13, 15-10  
 Indiana-Purdue Invitational  
 2/ 6/88.....A.....L.....0-3.....5-15, 11-15, 12-15  
 2/26/88.....A.....L.....2-3.....6-15, 15-9, 10-15, 15-10, 11-15  
 3/30/88..... H.....W.....3-0.....15-9, 15-6, 18-16  
 Naval Academy Invitational  
 4/ 9/88..... N.....W.....3-2.....12-15, 15-5, 15-13, 13-15, 15-10  
 MIVA Championship Semifinal at Ball State  
 4/22/88..... N.....W.....3-0.....15-10, 15-10, 15-12  
 Ft. Wayne Invitational at Indiana-Purdue  
 1/21/89.....A.....L.....2-3.....9-15, 15-3, 12-15, 15-8, 10-15  
 Nittany Lion Invitational at Penn State  
 1/29/89..... N.....L.....2-3.....12-15, 7-15, 15-4, 15-10, 6-15  
 2/ 4/89..... H.....W.....3-0.....15-5, 15-9, 15-9  
 2/17/89..... H.....L.....0-3.....9-15, 12-15, 13-15  
 3/ 3/89.....A.....L.....2-3.....15-7, 6-15, 15-12, 16-18, 7-15  
 MIVA Championship Semifinal at Ohio State  
 4/21/89..... H.....W.....3-2.....5-15, 15-3, 15-11, 12-15, 15-11  
 Ft. Wayne Invitational at Indiana-Purdue  
 1/27/90.....A.....L.....1-3.....7-15, 17-15, 9-15, 12-15  
 2/16/90.....A.....L.....1-3.....2-15, 15-10, 11-15, 5-15  
 3/ 3/90..... H.....L.....0-3.....8-15, 11-15, 10-15  
 3/ 9/90.....A.....L.....1-3.....15-6, 14-16, 13-15, 11-15  
 Indiana-Purdue Invitational  
 1/25/91.....A.....L.....1-3.....11-15, 11-15, 16-14, 5-15  
 2/27/91..... H.....L.....1-3.....15-9, 10-15, 11-15, 10-15  
 4/13/91.....A.....L.....2-3.....13-15, 5-15, 15-7, 17-15, 15-17  
 2/22/92.....A.....L.....0-3.....9-15, 12-15, 11-15  
 4/ 1/92..... H.....L.....1-3.....9-15, 15-11, 9-15, 9-15  
 MIVA Championship at Ohio State  
 4/18/92..... H.....L.....0-3.....9-15, 11-15, 5-15  
 3/ 6/93.....A.....W.....3-1.....15-13, 15-6, 13-15, 17-16  
 4/17/93..... H.....L.....2-3.....7-15, 8-15, 15-12, 15-9, 12-15



# RESULTS BY OPPONENT

**MIVA Championship at Ball State**

4/24/93..... N...W.....3-2.....15-12, 12-15, 9-15, 15-10, 15-11  
 2/19/94..... H...L.....2-3.....15-13, 16-14, 8-15, 6-15, 10-15  
 4/ 9/94.....A...L.....1-3.....10-15, 15-13, 7-15, 7-15  
 2/25/95.....A...W.....3-1.....13-15, 15-7, 15-10, 15-12  
 4/ 5/95..... H...W.....3-1.....15-5, 15-3, 11-15, 15-13

**MIVA Semifinals at Ball State**

4/21/95..... N...W.....3-2.....10-15, 12-15, 15-10, 15-13, 16-14  
 1/26/96..... H...W.....3-1.....10-15, 15-10, 15-7, 15-7  
 3/30/96.....A...W.....3-0.....15-1, 17-15, 16-14  
 2/ 1/97.....A...L.....1-3.....11-15, 16-17, 15-11, 14-16  
 3/ 5/97..... H...L.....2-3.....4-15, 15-10, 15-12, 11-15, 8-15  
 1/24/98..... H...W.....3-1.....15-9, 15-9, 11-15, 16-14  
 3/ 6/98.....A...W.....3-2.....15-3, 13-15, 12-15, 15-5, 15-12  
 1/29/99.....A...L.....2-3.....10-15, 15-11, 10-15, 15-13, 12-15  
 4/ 2/99..... H...W.....3-0.....16-14, 15-12, 15-11

**MIVA Championship at Lewis**

4/24/99..... N...L.....0-3.....14-16, 13-15, 13-15  
 1/22/00..... H...W.....3-2.....15-6, 9-15, 15-17, 15-10, 15-8  
 3/ 4/00.....A...W.....3-0.....16-14, 17-15, 15-12

**MIVA Championship at Ohio State**

4/29/00..... H...W.....3-0.....15-12, 15-10, 15-4  
 2/17/01..... H...W.....3-1.....30-23, 30-28, 23-30, 30-27  
 3/24/01.....A...W.....3-1.....26-30, 30-23, 30-17, 30-27  
 3/ 9/02.....A...W.....3-0.....30-22, 30-18, 30-28  
 4/12/02..... H...W.....3-0.....30-18, 30-21, 30-24

**MIVA Quarterfinal at Ohio State**

4/20/02..... H...W.....3-0.....30-25, 30-19, 30-28  
 2/25/03..... H...W.....3-1.....25-30, 30-25, 34-32, 30-26  
 3/ 8/03.....A...W.....3-1.....30-27, 25-30, 30-27, 30-20

**MIVA Quarterfinal at Ohio State**

4/19/03..... H...L.....2-3.....28-30, 30-22, 30-27, 28-30, 11-15  
 2/ 6/04.....A...L.....1-3.....33-35, 20-30, 32-30, 25-30  
 4/10/04..... H...W.....3-2.....23-30, 32-30, 30-24, 27-30, 15-7  
 3/ 4/05..... H...W.....3-0.....30-21, 33-31, 30-21  
 4/16/05.....A...W.....3-2.....28-30, 29-31, 31-29, 30-18, 15-11

**MIVA Championship at Loyola**

4/30/05..... N...W.....3-1.....30-23, 30-18, 27-30, 30-24  
 2/24/06..... H...L.....2-3.....30-23, 30-28, 25-30, 21-30, 13-15  
 4/ 1/06.....A...L.....0-3.....26-30, 28-30, 24-30  
 2/ 9/07.....A...W.....3-1.....24-30, 30-25, 30-22, 30-26  
 2/24/07..... H...W.....3-1.....27-30, 30-23, 30-27, 30-22

**MIVA Championship at Ohio State**

4/28/07..... H...L.....0-3.....22-30, 27-30, 26-30  
 1/11/08..... H...W.....3-2.....25-30, 30-28, 25-30, 30-21, 15-6  
 4/ 8/08.....A...W.....3-2.....27-20, 30-26, 30-26, 22-30, 15-13  
 1/31/09.....A...W.....3-0.....30-22, 30-22, 30-21  
 4/10/09..... H...W.....3-0.....30-20, 30-19, 30-25  
 1/15/10..... H...W.....3-0.....30-16, 34-32, 30-24  
 3/ 6/10.....A...W.....3-2.....30-26, 30-21, 29-31, 24-30, 15-12  
 1/21/11.....A...W.....3-0.....25-15, 25-20, 25-16  
 2/25/11..... H...W.....3-0.....25-13, 25-21, 25-23

**Indiana Tech, 10-2**

MIVA Tournament Finals at Ohio State  
 4/27/68..... H...W.....na.....na  
 MIVA Tournament-2nd Round at Ball State  
 4/20/68..... N...W.....na.....na  
 MIVA Tournament-1st Round at Earlham  
 4/ 6/68..... N...W.....na.....na  
 MIVA Tournament-2nd Round at Earlham  
 4/19/69..... N...W.....2-1.....15-5, 9-15, 15-6

4/10/70.....A...W.....3-1.....15-9, 12-15, 15-6, 15-5  
 4/ 1/70..... H...W.....3-0.....15-7, 15-6, 15-13  
 4/ 9/71..... H...L.....1-3.....13-15, 15-10, 6-15, 9-15  
 4/ 1/71..... H...L.....0-3.....14-16, 16-18, 8-15  
 4/ 6/72..... H...W.....3-0.....15-8, 15-12, 17-15  
 3/29/72.....A...W.....3-1.....na  
 4/20/73..... H...W.....3-0.....15-5, 15-3, 15-7  
 3/28/73.....A...W.....3-0.....na

**Juniata College, 25-2**

2/16/91..... H...W.....3-0.....15-9, 15-7, 15-4  
 2/22/91..... H...W.....3-1.....15-2, 16-17, 15-2, 15-3  
 1/26/92.....A...W.....3-0.....15-4, 15-6, 15-4  
 2/19/92..... H...W.....3-0.....15-12, 15-13, 15-11

**Best of Five Tournament at Ohio State**

1/16/93..... H...W.....3-0.....13-15, 15-3, 15-3, 15-10

**Best of Five Tournament at Ohio State**

1/17/93..... H...W.....3-0.....15-2, 15-4, 15-5  
 2/10/93..... H...W.....3-1.....15-9, 13-15, 15-13, 15-5  
 2/26/93.....A...L.....2-3.....15-10, 5-15, 15-5, 6-15, 12-15

**Best of Five Tournament at Worthington High School**

1/15/94..... N...W.....3-0.....15-8, 15-8, 15-11  
 3/26/94.....A...W.....3-0.....17-16, 15-9, 15-7  
 3/30/94..... H...W.....3-0.....17-16, 17-16, 15-10

**Penn State Invitational**

2/ 3/95..... N...W.....3-1.....15-3, 15-4, 14-16, 15-13  
 2/ 6/98.....A...W.....3-0.....15-9, 15-2, 15-6  
 3/11/98..... H...W.....3-0.....15-8, 15-9, 15-13  
 1/20/01..... H...W.....3-0.....30-16, 30-18, 30-22  
 1/25/02.....A...W.....3-0.....30-15, 30-28, 30-25  
 1/16/04..... H...W.....3-2.....23-30, 30-21, 33-35, 30-27, 15-11  
 1/14/05..... H...W.....3-0.....30-24, 30-21, 30-22  
 2/ 4/05.....A...W.....3-0.....30-20, 30-27, 30-26  
 3/ 3/06..... H...W.....3-2.....27-30, 26-30, 30-23, 30-28, 15-7  
 2/17/08..... H...W.....3-0.....30-22, 30-28, 30-19  
 1/18/09..... H...W.....3-0.....30-23, 30-24, 30-25  
 3/ 4/09.....A...L.....2-3.....30-28, 23-30, 28-30, 30-27, 12-15  
 1/18/10.....A...W.....3-0.....30-26, 30-21, 30-28  
 1/31/10..... H...W.....3-0.....30-18, 30-25, 30-26  
 1/29/11.....A...W.....3-1.....25-22, 19-25, 25-23, 25-18  
 2/27/11..... H...W.....3-0.....25-12, 25-20, 25-15

**Kellogg C.C., 17-7**

4/ 1/74..... H...W.....3-1.....9-15, 15-5, 15-9 15-7  
 Played at Bowling Green  
 4/17/74..... N...W.....3-0.....na  
 3/12/75..... H...L.....1-3.....11-15, 8-15, 15-11, 9-15  
 3/21/75.....A...L.....1-3.....15-9, 14-16, 13-15, 10-15

**George Williams College Tournament**

//76..... N...W.....2-0.....15-7, 15-5  
 3/30/76..... H...W.....3-0.....17-15, 15-13, 15-10  
 4/13/76.....A...W.....3-0.....15-7, 15-13, 15-9

**Ball State Invitational**

3/26/77..... N...L.....1-2.....15-8, 8-15, 13-15

**Ball State Invitational**

3/26/77..... N...L.....0-2.....11-15, 13-15  
 4/15/77.....A...W.....3-0.....15-2, 15-13, 15-6  
 4/22/77..... H...W.....3-1.....10-15, 15-7, 15-4, 15-0

**MIVA Classic at George Williams**

2/24/78..... N...W.....2-1.....15-6, 15-4, 14-16, 15-4  
 4/16/78.....A...W.....3-1.....15-4, 13-15, 15-4, 15-8  
 4/27/78..... H...W.....3-1.....15-4, 15-4, 13-15, 15-6



# RESULTS BY OPPONENT

Pittsburgh Invitational  
 2/10/79..... N....W.....2-1 ..... 15-11, 10-15, 15-13  
 MIVA Classic at Chicago, Illinois  
 2/16/79..... N....L.....0-3 ..... 13-15, 11-15, 13-15  
 3/27/79.....A....W.....3-1 ..... 15-11, 15-8, 11-15, 15-13  
 4/27/79..... H....W.....3-1 ..... 15-5, 13-15, 15-9, 16-14  
 Ohio State Invitational  
 2/ 1/80..... H....W.....3-0 ..... 15-8, 15-10, 15-4  
 3/27/80.....A....L.....2-3 ..... 15-7, 15-5, 11-15, 11-15, 12-15  
 MIVA Championship at Ball State  
 5/ 3/80..... N....L.....1-3 ..... 8-15, 15-11, 14-16, 12-15  
 Buckeye Collegiate Invitational  
 2/ 7/81..... H....W.....2-0 ..... 15-7, 15-2  
 3/ 4/81.....A....W.....3-0 ..... 15-9, 15-2, 15-3  
 3/20/81..... H....W.....3-0 ..... 15-13, 15-4, 15-8

## Kentucky, 2-0

MIVA Tournament-2nd Round at Ball State  
 4/20/68..... N....W.....na .....na  
 MIVA Tournament-1st Round at Earlham  
 4/ 6/68..... N....W.....na .....na

## Laval, 0-1

Sherbrooke Invitational  
 11/25/88..... N....L.....1-3 ..... 0-15, 3-15, 15-11, 7-15

## LaVerne, 3-0

3/18/94..... N....W.....3-1 ..... 14-16, 15-13, 15-4, 15-3  
 3/18/95.....A....W.....3-0 ..... 15-8, 15-11, 15-9  
 Played at Stanford  
 3/17/96..... N....W.....3-0 ..... 15-13, 15-6, 15-13

## Lewis, 26-13

3/ 6/94..... H....W.....3-1 ..... 13-15, 15-4, 15-8, 15-11  
 3/ 7/94..... H....L.....2-3 ..... 15-12, 7-15, 10-15, 15-10, 11-15  
 2/27/95..... H....W.....3-1 ..... 13-15, 15-6, 15-8, 15-2  
 3/31/95.....A....L.....1-3 ..... 11-15, 15-10, 10-15, 11-15  
 2/24/96..... H....W.....3-0 ..... 15-11, 15-7, 16-14  
 4/ 6/96.....A....L.....2-3 ..... 17-16, 15-10, 6-15, 12-15, 13-15  
 MIVA Semifinal at Ohio State  
 4/19/96..... H....L.....1-3 ..... 9-15, 15-11, 9-15, 12-15  
 2/ 8/97..... H....L.....2-3 ..... 12-15, 12-15, 15-11, 15-11, 11-15  
 3/12/97.....A....L.....1-3 ..... 3-15, 15-12, 5-15, 10-15  
 2/ 1/98.....A....W.....3-2 ..... 15-13, 15-12, 12-15, 8-15, 15-12  
 4/ 4/98..... H....W.....3-2 ..... 15-17, 15-8, 6-15, 15-6, 15-13  
 2/27/99.....A....W.....3-1 ..... 15-9, 15-13, 10-15, 15-11  
 4/10/99..... H....L.....2-3 ..... 15-7, 16-14, 14-16, 13-15, 13-15  
 2/25/00.....A....W.....3-1 ..... 15-5, 15-13, 11-15, 15-11  
 4/16/00..... H....W.....3-0 ..... 15-7, 15-11, 15-7  
 2/24/01.....A....L.....1-3 ..... 30-28, 32-34, 25-30, 28-30  
 3/30/01..... H....L.....0-3 ..... 31-33, 30-32, 25-30  
 3/15/02.....A....F.....2-3 ..... 25-30, 30-25, 30-25, 27-30, 13-15  
 4/ 6/02..... H....F.....1-3 ..... 30-32, 30-26, 23-30, 27-30  
 3/21/03.....A....F.....0-3 ..... 28-30, 29-31, 27-30  
 4/ 4/03..... H....F.....0-3 ..... 26-30, 24-30, 25-30  
 2/ 1/04.....A....F.....2-3 ..... 25-30, 30-23, 26-30, 30-28, 12-15  
 4/ 9/04..... H....W.....3-0 ..... 30-28, 34-32, 30-21  
 MIVA Semifinal at Ohio State  
 4/30/04..... H....L.....1-3 ..... 30-26, 30-32, 22-30, 28-30  
 3/19/05.....A....L.....0-3 ..... 26-30, 19-30, 27-30  
 4/ 8/05..... H....W.....3-0 ..... 30-23, 24-32, 30-26  
 3/25/06..... H....W.....3-0 ..... 30-24, 30-25, 30-17

3/14/06.....A....W.....3-0 ..... 30-24, 30-25, 30-19  
 2/23/07..... H....W.....3-0 ..... 30-28, 30-25, 30-27  
 3/30/07.....A....W.....3-2 ..... 31-29, 28-30, 30-26, 24-30, 15-12  
 2/ 1/08..... H....W.....3-0 ..... 32-30, 30-25, 30-27  
 3/19/08.....A....W.....3-0 ..... 30-27, 30-23, 30-22  
 2/28/09..... H....L.....1-3 ..... 22-30, 25-30, 31-29, 29-31  
 4/ 4/09.....A....W.....3-1 ..... 30-24, 19-30, 30-26, 30-23  
 2/12/10.....A....W.....3-1 ..... 30-20, 30-24, 24-30, 30-28  
 4/10/10..... H....W.....3-0 ..... 32-30, 30-25, 30-21  
 3/ 4/11..... H....W.....3-0 ..... 25-22, 25-20, 25-17  
 4/ 3/11.....A....L.....1-3 ..... 27-25, 23-25, 19-25, 21-25  
 MIVA Tournament Semifinal at Ohio State  
 4/27/11..... H....W.....3-1 ..... 20-25, 25-19, 25-16, 25-18

## LIU-Southampton, 1-0

4/ 9/99..... H....W.....3-0 ..... 15-3, 15-12, 15-4

## Long Beach State, 1-8

3//81.....A....W.....3-2 ..... 4-15, 15-11, 10-15, 15-12, 15-13  
 1/17/83.....A....L.....0-3 ..... 6-15, 8-15, 14-16  
 3/18/89.....A....L.....1-3 ..... 9-15, 15-10, 9-15, 9-15  
 3/20/90.....A....L.....0-3 ..... 6-15, 7-15, 7-15  
 3/26/92.....A....L.....0-3 ..... 9-15, 14-16, 11-15  
 Indiana-Purdue Tournament  
 1/29/93..... N....L.....1-3 ..... 9-15, 15-13, 3-15, 10-15  
 Active Ankle Classic, Long Beach, Calif.  
 3/18/06.....A....L.....0-3 ..... 16-30, 26-30, 27-30  
 2/22/08..... H....L.....1-3 ..... 27-30, 22-30, 30-28, 27-30  
 2/23/08..... H....L.....0-3 ..... 27-30, 27-30, 23-30

## Loyola Chicago, 28-13

2/23/96..... H....W.....3-1 ..... 13-15, 15-8, 15-10, 15-10  
 4/ 4/96.....A....W.....3-1 ..... 15-6, 15-10, 13-15, 15-8  
 2/15/97.....A....W.....3-2 ..... 12-15, 15-2, 15-9, 12-15, 15-11  
 4/ 3/97..... H....W.....3-0 ..... 15-8, 15-8, 15-6  
 MIVA Quarterfinal at Ohio State  
 4/12/97..... H....W.....3-2 ..... 17-16, 15-11, 11-15, 14-16, 15-12  
 1/31/98.....A....W.....3-1 ..... 7-15, 15-12, 15-13, 15-5  
 4/ 3/98..... H....W.....3-0 ..... 17-15, 15-6, 15-7  
 MIVA Semifinal at Ball State  
 4/17/98..... N....L.....1-3 ..... 14-16, 17-16, 13-15, 14-16  
 2/ 6/99..... H....W.....3-0 ..... 15-9, 15-13, 15-10  
 3/27/99.....A....W.....3-0 ..... 15-10, 15-11, 15-13  
 2/ 5/00.....A....L.....2-3 ..... 15-9, 12-15, 10-15, 15-12, 10-15  
 4/ 7/00..... H....W.....3-0 ..... 15-2, 15-5, 15-2  
 2/ 9/01.....A....L.....2-3 ..... 31-29, 30-25, 25-30, 29-31, 13-15  
 4/14/01..... H....W.....3-0 ..... 30-17, 30-24, 32-30  
 MIVA Championship at Quincy  
 4/28/01..... N....W.....3-0 ..... 30-24, 30-20, 30-27  
 2/15/02.....A....L.....2-3 ..... 30-22, 30-22, 25-30, 28-30, 11-15  
 3/ 8/02..... H....W.....3-1 ..... 30-24, 20-30, 30-25, 30-28  
 MIVA Semifinal at Ball State  
 4/26/02..... N....L.....2-3 ..... 24-30, 25-30, 30-25, 30-22, 14-16  
 2/28/03.....A....L.....0-3 ..... 27-30, 24-30, 25-30  
 3/14/03..... H....L.....2-3 ..... 30-25, 22-30, 30-23, 26-30, 13-15  
 2/14/04..... H....W.....3-2 ..... 28-30, 33-31, 30-18, 29-31, 15-12  
 3/19/04.....A....W.....3-1 ..... 30-27, 25-30, 30-27, 30-28  
 2/26/05.....A....L.....1-3 ..... 30-27, 20-30, 15-30, 26-30  
 4/ 9/05..... H....W.....3-1 ..... 30-25, 30-26, 24-30, 30-27  
 2/18/06.....A....L.....0-3 ..... 23-30, 22-30, 23-30  
 3/31/06..... H....L.....0-3 ..... 25-30, 22-30, 31-33



# RESULTS BY OPPONENT

## MIVA Semifinal at Loyola

4/27/06.....A....L.....0-3.....24-30, 23-30, 23-30  
 3/23/07.....H....W.....3-0.....30-17, 30-21, 31-29  
 3/31/07.....A....L.....1-3.....27-30, 30-25, 26-30, 15-30  
 2/ 2/08.....H....W.....3-2.....30-26, 27-30, 30-16, 28-30, 15-13  
 3/21/08.....A....W.....3-1.....28-30, 30-28, 30-28, 30-26

## MIVA Semifinal at Ohio State

4/24/08.....H....W.....3-0.....30-22, 30-26, 30-27  
 2/27/09.....H....W.....3-0.....30-21, 30-27, 30-19  
 4/ 3/09.....A....W.....3-0.....30-21, 30-25, 31-29

## MIVA Semifinal at Ohio State

4/30/09.....H....W.....3-0.....30-22, 30-19, 30-25  
 2/13/10.....A....L.....2-3.....25-30, 34-36, 30-26, 30-27, 14-16  
 4/ 9/10.....H....W.....3-0.....30-26, 32-30, 30-24

## MIVA Tournament Championship at Ohio State

5/ 1/10.....H....W.....3-2.....30-28, 25-30, 26-30, 30-20, 15-11  
 3/ 5/11.....H....W.....3-1.....25-18, 25-17, 21-25, 25-21  
 4/ 1/11.....A....W.....3-1.....25-20, 25-17, 25-22, 25-10

## MIVA Tournament Championship at Ohio State

4/30/11.....H....W.....3-1.....22-25, 25-20, 25-16, 25-17

## Loyola Marymount, 6-0

3/ /81.....A....W.....3-0.....17-15, 15-10, 15-12  
 3/22/82.....A....W.....3-2.....11-15, 15-5, 15-8, 14-16, 15-8  
 1/14/83.....A....W.....3-0.....15-6, 15-13, 15-12

## Buckeye Invitational at Ohio State

2/ 4/84.....H....W.....3-1.....9-15, 15-5, 15-5, 15-11

## Buckeye Invitational at Ohio State

2/ 5/84.....H....W.....3-0.....15-9, 16-14, 15-6  
 3/23/98.....A....W.....3-1.....15-6, 15-4, 11-15, 15-11

## Manitoba, 0-1

### Fieldhouse Classic at Buffalo, New York

2/15/92.....N....L.....0-3.....12-15, 5-15, 3-15  
 [Indiana-Purdue Invitational/hot in record]  
 1/20/95.....N....L.....1-3.....15-17, 3-15, 17-15, 9-15

## Marycrest, 1-0

1/11/97.....H....W.....3-0.....15-8, 15-7, 15-7

## Massachusetts, 1-0

### Played at Springfield College

3/22/72.....N....W.....2-1.....na

## Mercyhurst, 24-0

1/15/97.....A....W.....3-0.....15-4, 15-3, 15-3  
 3/ 2/97.....H....W.....3-0.....15-5, 15-3, 15-11  
 2/13/98.....H....W.....3-0.....15-5, 15-13, 17-15  
 3/28/98.....A....W.....3-1.....14-16, 15-7, 15-9, 15-6  
 1/27/99.....H....W.....3-0.....15-4, 15-13, 15-10  
 2/18/99.....A....W.....3-2.....13-15, 15-10, 15-11, 10-15, 15-10  
 1/28/00.....H....W.....3-0.....15-5, 15-2, 15-3  
 3/11/00.....A....W.....3-0.....15-12, 15-7, 15-10  
 3/ 7/01.....H....W.....3-0.....30-14, 30-20, 30-20  
 4/ 7/01.....A....W.....3-0.....30-14, 30-23, 30-23

## MIVA Quarterfinal at Ohio State

4/21/01.....H....W.....3-0.....30-23, 30-16, 30-17  
 3/20/02.....A....W.....3-0.....30-27, 30-23, 30-22  
 4/13/02.....H....W.....3-0.....30-25, 30-21, 30-21  
 2/12/03.....A....W.....3-1.....30-25, 30-26, 23-30, 32-30  
 4/ 1/03.....H....W.....3-0.....30-14, 30-16, 30-24  
 2/10/04.....H....W.....3-0.....30-20, 30-24, 30-25

4/ 2/04.....A....W.....3-0.....30-24, 30-26, 30-28  
 2/ 5/05.....A....W.....3-0.....30-24, 30-20, 30-20  
 3/13/05.....H....W.....3-0.....30-16, 30-26, 30-24  
 2/ 3/06.....A....W.....3-0.....30-26, 30-22, 30-18  
 3/10/06.....H....W.....3-0.....30-28, 33-31, 30-21  
 2/10/07.....A....W.....3-0.....30-16, 30-18, 30-18  
 4/14/07.....H....W.....3-0.....30-25, 30-23, 30-28  
 3/ 6/08.....A....W.....3-1.....28-30, 30-24, 30-23, 30-20  
 4/12/08.....H....W.....3-0.....30-18, 30-24, 30-24

## Miami (OH), 1-0

2/21/86.....H....W.....3-0.....15-2, 15-5, 15-2

## Michigan, 17-0

### Ohio State Invitational

4/ 4/69.....H....W.....2-0.....na

### Ohio State Invitational

4/ 3/71.....H....W.....2-0.....15-12, 15-8  
 2/27/71.....A....W.....3-0.....15-8, 16-14, 15-1  
 3/20/74.....H....W.....3-0.....15-3, 15-9, 15-2

### Ball State Invitational

3/23/74.....N....W.....3-0.....na

### Big Ten Invitational at Michigan

2/22/75.....A....W.....2-0.....18-16, 15-13

3/12/75.....H....W.....3-1.....15-9, 15-10, 7-15, 15-7

### Big Ten Tournament at Indiana

2/21/76.....N....W.....2-0.....15-2, 15-4

### Big Ten Invitational at Michigan

2/12/77.....A....W.....2-0.....11-2, 11-0

### Ball State Invitational

3/26/78.....N....W.....2-0.....15-6, 15-10

### Big Ten Championship at Ohio State

2/18/78.....H....W.....2-0.....13-11, 11-5

### Ohio State Invitational

3/ 3/78.....H....W.....2-0.....15-6, 15-1

### Ohio State Invitational

2/ 1/80.....H....W.....3-0.....15-3, 15-4, 15-5

1/ 9/82.....A....W.....3-0.....15-0, 15-8, 15-6

### MIVA Championship Semifinal at George Williams

4/23/82.....N....W.....3-0.....15-8, 15-3, 16-14

### Buckeye Invitational at Ohio State

2/ 4/83.....H....W.....2-0.....15-0, 15-8

### Ohio State Invitational

2/ 8/86.....H....W.....3-0.....15-5, 15-4, 16-14

## Michigan State, 7-0

/ /68.....H....W.....2-0.....na

### MIVA Tournament- 1st Round at Ohio State

/ /69.....H....W.....2-1.....na

2/26/71.....A....W.....3-2.....10-15, 15-4, 12-15, 15-6, 15-9

### Big Ten Invitational at Michigan

2/22/75.....N....W.....2-0.....11-1, 11-3

### Big Ten Tournament at Indiana

2/21/76.....N....W.....2-0.....15-2, 15-9

3/ 3/91.....A....W.....3-1.....15-6, 15-7, 10-15, 15-9/non-ncaa

4/ 3/91.....H....W.....3-0.....15-1, 16-14, 15-11/non-ncaa

## Minnesota, 1-0

### Big Ten Invitational at Indiana

2/24/79.....N....W.....2-0.....15-5, 15-3



# RESULTS BY OPPONENT

## Montana State, 1-0

Best of Five Invitational at Ohio State

1/12/96..... H....W.....3-0..... 15-6, 15-4, 15-8

## MSOE, 1-0

1/ 5/07..... H....W.....3-0..... 30-12, 30-20, 30-18

## Mt. Olive 1-0

3/ 7/10..... H....W.....3-0..... 30-21, 30-22, 30-18

## Naval Academy, 12-0

New Jersey Inst. Of Tech. Tournament

2/ 1/86..... N....W.....3-0..... 15-7, 16-14

Indiana-Purdue Tournament

1/17/87..... N....W.....3-0..... 15-9, 15-5, 15-10

Nittany Lion Invitational

1/31/88..... N....W.....3-0..... 15-10, 15-10, 15-3

Indiana-Purdue Invitational

2/ 5/88..... N....W.....3-0..... 13-15, 15-3, 15-4, 15-1

Naval Academy Invitational

4/10/88..... A....W.....3-0..... 15-12, 15-12, 15-11

Nittany Lion Invitational at Penn State

1/20/90..... N....W.....3-0..... 15-8, 15-11, 15-12

2/23/90..... A....W.....3-1..... 16-14, 14-16, 15-13, 14-12

3/12/90..... H....W.....3-0..... 15-7, 15-5, 15-5

Golden Dome Invitational at Rutgers-Newark

2/ 7/92..... N....W.....3-0..... 15-10, 15-9, 15-6

3/ 9/92..... H....W.....3-1..... 9-15, 15-4, 15-9, 15-9

St. Francis (Pa.) Volleyball Classic

1/23/93..... N....W.....3-0..... 15-13, 15-3, 15-3

2/19/93..... A....W.....3-0..... 15-8, 15-13, 15-9

## New Jersey Institute of Technology, 10-1

Penn State Tournament

1/29/83..... N....W.....2-0..... 15-5, 15-1

New Jersey Inst. Of Tech. Tournament

2/ 1/86..... A....W.....3-1..... 15-12, 13-15, 15-9

Indiana-Purdue Tournament

1/16/87..... N....W.....3-0..... 15-5, 15-9, 15-9

Nittany Lion Invitational at Penn State

1/19/90..... N....W.....3-0..... 15-13, 15-5, 15-5

3/17/91..... H....W.....3-0..... 15-6, 15-9, 15-6

2/ 9/92..... A....W.....3-1..... 15-5, 11-15, 15-2, 15-8

3/19/92..... H....W.....3-0..... 15-4, 15-7, 15-3

1/19/97..... A....L.....2-3..... 15-6, 16-17, 15-8, 12-15, 13-15

3/14/99..... H....W.....3-0..... 15-5, 15-1, 15-9

3/11/01..... H....W.....3-0..... 30-19, 30-22, 30-27

3/10/02..... H....W.....3-0..... 30-17, 30-13, 30-21

## New Paltz State, 1-0

3/19/72..... A....W.....3-0..... na

## Northwestern, 3-0

Big Ten Invitational at Michigan

2/12/77..... N....W.....2-0..... 15-5, 15-5

Big Ten Championship at Ohio State

2/18/78..... H....W.....2-0..... 11-6, 11-1

Big Ten Invitational at Indiana

2/24/79..... N....W.....2-0..... 15-0, 15-2

## Notre Dame, 6-0

1/16/86..... A....W.....3-0..... 15-3, 15-5, 15-13

## Ohio State Invitational

2/ 9/86..... H....W.....3-0..... 15-4, 15-11, 15-10

2/26/87..... H....W.....3-0..... 15-7, 15-3, 15-3

3/ 3/88..... H....W.....3-0..... 15-3, 15-6, 15-6

2/25/89..... H....W.....3-0..... 15-1, 15-5, 15-2

3/ 4/90..... A....W.....3-1..... 10-15, 15-5, 16-14, 15-11

## Pacific, 8-1

3/24/93..... A....W.....3-1..... 15-10, 15-12, 13-15, 15-9

Indiana-Purdue Invitational

1/22/94..... N....W.....3-0..... 15-12, 16-14, 15-6

Pacific Spring Tournament at Pacific

3/19/94..... A....W.....3-1..... 15-13, 11-15, 15-13, 15-12

3/19/96..... A....W.....3-1..... 9-15, 15-6, 15-12, 15-13

1/16/98..... A....W.....3-0..... 15-3, 15-10, 15-12

3/16/01..... A....W.....3-2..... 33-31, 25-30, 24-30, 30-16, 15-13

3/17/01..... A....L.....2-3..... 30-20, 25-30, 30-27, 25-30, 8-15

Played at Hilliard Davidson High School

3/22/02..... N....W.....3-1..... 30-24, 30-25, 27-30, 30-26

3/24/02..... H....W.....3-1..... 30-23, 28-30, 30-22, 30-18

## Penn State, 32-65-1

Ohio State Invitational

4/ 3/71..... H....W.....3-0..... 15-12, 15-8

Ohio State Invitational

4/ 1/72..... H....W.....2-0..... na

3/17/72..... A....W.....3-2..... na

Ohio State Invitational

4/14/73..... H....W.....2-1..... na

Ball State Invitational

3/23/74..... N....W.....2-1..... na

Ohio State Invitational

2/28/76..... H....W.....2-0..... 15-9, 18-16

Ohio State Invitational

3/ 3/78..... H....W.....2-0..... 15-8, 15-5

3/25/78..... A....W.....3-0..... 15-9, 15-10, 15-10

3/22/79..... H....L.....1-3..... 13-15, 15-10, 13-15, 13-15

Nittany Lion Invitational at Penn State

1/27/80..... A....L.....0-2..... 7-15, 7-15

Pittsburgh Invitational

2/16/80..... N....W.....2-0..... 15-12, 15-11

3/22/80..... A....W.....3-1..... 15-10, 9-15, 15-10, 17-15

4/ 5/80..... H....W.....3-0..... 15-7, 15-7, 15-3

Pittsburgh Invitational

2/14/81..... N....L.....0-2..... 3-15, 13-15

3/28/81..... A....W.....3-0..... 15-12, 15-10, 15-8

Ball State Invitational

3/13/81..... N....W.....3-1..... 18-16, 15-6, 5-15, 15-7

NCAA Championship Consolation at Santa Barbara

5/ 9/81..... N....L.....1-3..... 15-17, 15-10, 7-15, 8-15

Volleycard Classic at Ball State

3/13/82..... N....W.....3-1..... 15-10, 4-15, 15-13, 15-8

3/27/82..... A....L.....1-3..... 15-5, 6-15, 11-15, 14-16

1/30/83..... A....L.....2-3..... 15-11, 17-15, 15-5, 10-15, 10-15

Golden Dome Invitational at Rutgers-Newark

3/11/83..... N....T.....1-1..... 13-15, 15-10

Volleycard Classic at Ball State

4/ 2/83..... N....L.....1-3..... 10-15, 3-15, 15-11, 4-15

4/ 9/83..... H....W.....3-2..... 11-15, 14-16, 15-13, 17-15, 15-8

NCAA Championship Consolation at Ohio State

5/ 7/83..... H....W.....3-1..... 15-13, 15-12, 13-15, 15-10



# RESULTS BY OPPONENT

## Penn State Tournament

1/29/84.....A....L.....2-3.....10-15, 15-3, 10-15, 15-3, 15-3  
 Buckeye Invitational at Ohio State  
 2/ 5/84.....H....W.....3-2.....15-13, 15-9, 12-15, 6-15, 15-12  
 2/25/84.....H....W.....3-1.....15-12, 8-15, 15-12, 15-12  
 Volleycard Classic at Ball State  
 3/31/84.....N....L.....0-3.....14-16, 11-15, 0-15  
 Penn State Invitational  
 1/26/85.....A....L.....1-3.....8-15, 11-15, 15-5, 7-15  
 Cardinal Classic at Ball State  
 3/30/85.....N....L.....0-3.....11-15, 9-15, 6-15  
 Penn State Tournament  
 1/25/86.....A....L.....1-3.....16-14, 7-15, 14-16, 10-15  
 Played at Pittsburgh, Pennsylvania  
 2/19/86.....N....L.....1-3.....7-15, 15-12, 10-15, 8-15  
 Cardinal Classic at Ball State  
 3/28/86.....N....L.....0-3.....4-15, 11-15, 8-15  
 NCAA Championship Consolation at Penn State  
 5/ 3/86.....A....L.....0-3.....9-15, 1-15, 11-15  
 Penn State Invitational  
 1/25/87.....A....L.....0-3.....9-15, 5-15, 13-15  
 2/11/87.....A....L.....0-3.....11-15, 7-15, 11-15  
 Ball State Invitational  
 3/27/87.....N....L.....0-3.....4-15, 5-15, 8-15  
 Played at Meadville, Pennsylvania  
 4/10/87.....N....L.....0-3.....12-15, 4-15, 5-15  
 NCAA Championship Consolation at UCLA  
 5/ 2/87.....N....L.....0-3.....3-15, 6-15, 6-15  
 At Pittsburgh, Pennsylvania  
 2/20/88.....N....L.....1-3.....15-12, 12-15, 8-15, 11-15  
 Nittany Lion Invitational at Penn State  
 1/28/89.....A....L.....0-3.....4-15, 14-16, 11-15  
 Played at Holyoke, Massachusetts  
 4/ 7/89.....N....L.....0-3.....8-15, 6-15, 8-15  
 Golden Dome Tournament at Rutgers-Newark  
 2/10/90.....N....L.....0-3.....13-15, 6-15, 11-15  
 Dutch Country Classic at Elizabethtown, Pa.  
 4/ 1/90.....N....L.....1-3.....15-9, 17-15, 10-15, 16-14  
 Indiana-Purdue Invitational  
 1/26/91.....N....L.....2-3.....10-15, 6-15, 15-12, 15-5, 10-15  
 Played at Eden, New York  
 2/23/91.....N....L.....2-3.....15-9, 14-16, 8-15, 15-11, 11-15  
 Nittany Lion Invitational at Penn State  
 1/24/92.....A....L.....2-3.....12-15, 15-9, 16-14, 11-15, 13-15  
 1/30/92.....H....W.....3-2.....15-13, 10-15, 6-15, 15-9, 15-9  
 Indiana-Purdue Invitational  
 2/ 1/92.....N....L.....2-3.....16-14, 8-15, 15-8, 12-15, 16-17  
 Fieldhouse Classic, Buffalo, New York  
 2/14/92.....N....L.....1-3.....14-16, 16-14, 5-15, 10-15  
 1/28/93.....H....L.....2-3.....4-15, 5-15, 15-3, 15-8, 11-15  
 Indiana-Purdue Tournament  
 1/30/93.....N....L.....0-3.....6-15, 12-15, 6-15  
 2/27/93.....A....L.....1-3.....4-15, 15-12, 10-15, 7-15  
 NCAA Championship Consolation at UCLA  
 5/ 8/93.....N....L.....2-3.....15-7, 15-8, 10-15, 14-16, 10-15  
 Nittany Lion Invitational at Penn State  
 1/28/94.....A....L.....0-3.....13-15, 7-15, 8-15  
 Hall of Fame Classic, Springfield, Massachusetts  
 2/ 6/94.....N....L.....1-3.....4-15, 15-13, 7-15, 10-15  
 3/25/94.....A....L.....0-3.....7-15, 7-15, 8-15  
 3/31/94.....H....L.....1-3.....9-15, 10-15, 15-11, 14-16

## Penn State Invitational

2/ 4/95.....A....L.....0-3.....12-15, 6-15, 10-15  
 3/26/95.....H....L.....0-3.....7-15, 8-15, 9-15  
 At George Mason Invitational  
 4/ 8/95.....N....L.....0-3.....9-15, 13-15, 15-17  
 1/20/96.....A....L.....0-3.....7-15, 9-15, 7-15  
 4/10/96.....H....L.....1-3.....12-15, 15-11, 12-15, 3-15  
 2/ 7/98.....A....W.....3-1.....7-15, 15-9, 15-7, 15-10  
 2/28/98.....H....W.....3-1.....15-7, 15-4, 9-15, 15-6  
 1/12/99.....A....W.....3-0.....15-8, 15-12, 15-8  
 At Golden Dome Classic, Newark, New Jersey  
 2/13/99.....N....W.....3-1.....15-11, 15-13, 12-15, 15-13  
 2/21/99.....H....W.....3-1.....15-11, 6-15, 15-6, 15-5  
 Golden Dome Invitational, Newark, New Jersey  
 3/18/00.....N....W.....3-0.....15-8, 17-15, 15-10  
 1/13/01.....A....L.....1-3.....32-30, 23-30, 22-30, 24-30  
 3/ 3/01.....H....W.....3-2.....24-30, 30-28, 22-30, 30-27, 15-11  
 1/11/02.....H....L.....1-3.....28-30, 29-31, 30-25, 26-30  
 3/ 1/02.....A....L.....1-3.....21-30, 30-24, 44-46, 24-30  
 2/16/03.....H....L.....1-3.....30-28, 24-30, 27-30, 25-30  
 3/28/03.....A....L.....0-3.....23-30, 15-30, 26-30  
 3/ 3/04.....H....W.....3-0.....30-25, 30-23, 30-28  
 3/30/04.....A....L.....0-3.....22-30, 22-30, 23-30  
 1/29/05.....A....L.....1-3.....20-30, 30-22, 21-30, 29-31  
 Golden Dome Classic, Newark, N.J.  
 2/19/05.....N....L.....0-3.....24-30, 20-30, 21-30  
 4/ 3/05.....H....L.....1-3.....32-30, 25-30, 20-30, 21-30  
 Outrigger Invitational, Honolulu, HI  
 1/20/06.....N....W.....3-2.....22-30, 30-24, 30-27, 31-33, 17-15  
 Volleyball Hall of Fame/Morgan Classic at Springfield, Mass.  
 2/10/06.....N....L.....1-3.....19-30, 30-25, 25-30, 27-30  
 3/22/06.....A....L.....1-3.....30-25, 25-30, 20-30, 24-30  
 4/ 4/06.....H....L.....2-3.....24-30, 21-30, 30-28, 36-34, 12-15  
 2/ 1/07.....A....L.....1-3.....32-30, 29-31, 27-30, 26-30  
 4/ 4/07.....H....W.....3-2.....20-30, 30-27, 19-30, 30-20, 15-13  
 1/19/08.....H....L.....0-3.....22-30, 35-37, 24-30  
 3/28/08.....A....L.....1-3.....23-30, 30-27, 20-30, 19-30  
 NCAA Championship Semifinal at UC Irvine  
 3/ 1/08.....N....L.....1-3.....21-30, 30-26, 22-30, 17-30  
 1/ 9/09.....N....L.....0-3.....27-30, 24-30, 19-30  
 2/14/09.....A....L.....0-3.....20-30, 27-30, 21-30  
 4/18/09.....H....L.....0-3.....21-30, 21-30, 27-30  
 Outrigger Hotels Invitational, Honolulu, Hawaii  
 1/ 9/10.....N....L.....1-3.....16-30, 27-30, 30-24, 25-30  
 3/ 3/10.....H....L.....0-3.....26-30, 27-30, 18-30  
 3/21/10.....A....W.....3-1.....30-25, 20-30, 30-27, 30-23  
 2/ 9/11.....H....W.....3-0.....25-17, 25-21, 25-10  
 4/10/11.....A....L.....1-3.....21-25, 25-18, 19-25, 9-25  
 NCAA Championship Semifinal at Penn State  
 5/ 5/11.....A....W.....3-1.....25-18, 24-26, 25-22, 25-23  
**Pennsylvania, 1-0**  
 Pittsburgh Invitational  
 2/10/79.....N....W.....2-0.....15-8, 15-6  
**Pepperdine, 4-17**  
 NCAA Championship Semifinal at Ball State  
 4/30/76.....N....L.....2-3.....7-15, 11-15, 15-11, 15-8, 15-0  
 NCAA Championship Semifinal at UCLA  
 5/ 6/77.....N....W.....3-1.....15-10, 5-15, 15-10, 16-14  
 Collegiate Volleyball Classic at UCLA  
 3/10/78.....N....L.....2-3.....15-8, 3-15, 13-15, 15-12, 7-15



# RESULTS BY OPPONENT

## NCAA Championship Semifinal at Ohio State

5/ 5/78..... H....L.....2-3.....15-9, 1-15, 15-9, 13-15, 12-15

## Collegiate Classic at UCLA

4/ 7/79..... N....L.....1-3.....9-15, 6-15, 15-11, 10-15

3/ /81.....A....L.....2-3.....15-12, 3-15, 11-15, 15-13, 9-15

1/16/83.....A....L.....0-3.....6-15, 11-15, 8-15

3/25/87.....A....L.....2-3.....14-16, 15-7, 15-10, 4-15, 15-12

3/21/88.....A....W.....3-0.....15-8, 15-5, 18-16

3/24/89.....A....L.....0-3.....10-15, 13-15, 12-15

3/17/90.....A....L.....1-3.....15-6, 6-15, 9-15, 10-15

3/28/92.....A....L.....0-3.....7-15, 7-15, 7-15

1/ 6/95.....A....L.....0-3.....14-16, 3-15, 5-15

1/ 7/95.....A....L.....0-3.....15-17, 13-15, 2-15

3/24/98.....A....W.....3-1.....16-14, 13-15, 16-14, 15-9

3/22/99.....A....L.....0-3.....16-17, 3-15, 10-15

3/22/00.....A....L.....0-3.....10-15, 8-15, 13-15

## NCAA Championship Semifinal at IPFW

5/ 4/00..... N....W.....3-0.....17-15, 15-9, 15-10

## NCAA Championship Semifinal at UCLA

5/ 5/05..... N....L.....0-3.....16-30, 29-31, 26-30

1/ 9/11.....A....L.....1-3.....20-25, 23-25, 25-20, 21-25

1/10/11.....A....L.....2-3.....16-25, 25-19, 20-25, 28-26, 14-16

## Pittsburgh, . 7-0-1

2/15/80.....A....W.....2-0.....15-12, 15-5

## Buckeye Invitational at Ohio State

2/ 6/82..... H....W.....2-0.....15-3, 15-11

## Penn State Tournament

1/29/83..... N....T.....1-1.....13-15, 15-9

## Buckeye Invitational at Ohio State

2/ 4/83..... H....W.....2-0.....15-9, 15-6

## Pittsburgh Invitational

2/11/83.....A....W.....3-0.....15-10, 15-8, 15-11

## Volleycard Classic at Ball State

4/ 2/83..... N....W.....3-0.....15-13, 15-2, 15-7

## Edinboro State Invitational

2/11/84..... N....W.....2-0.....15-8, 15-6

## Edinboro State Invitational

2/12/84..... N....W.....3-1.....11-15, 16-14, 15-13, 15-6

## Princeton, 1-0

### Played at George Mason

2/20/93..... N....W.....3-1.....16-14, 15-13, 13-15, 15-5

## Princeton, 3-0

### Played at George Mason, Fairfax, Va.

2/20/93..... N....W.....3-1.....16-14, 15-13, 13-15, 15-5

4/ 8/11..... H....W.....3-2.....25-17, 25-18, 22-25, 22-25, 15-9

4/ 9/11..... H....W.....3-0.....25-18, 25-10, 25-12

## Purdue, 11-0

### MIVA Tournament-2nd Round at Earlham

4/19/69..... N....W.....2-0.....15-7, 15-12

2/21/69.....A....W.....3-0.....15-7, 15-10, 15-6

//70..... H....W.....3-0.....na

### Played at Indiana

2/13/71..... N....W.....2-1.....15-8, 13-15, 15-8

### Big Ten Invitational at Michigan

2/22/75..... N....W.....2-0.....15-9, 15-13

### Big Ten Tournament at Indiana

2/21/76..... N....W.....2-0.....15-6, 15-2

## Big Ten Invitational at Michigan

2/12/77..... N....W.....2-0.....11-3, 11-3

## Big Ten Championship at Ohio State

2/18/78..... H....W.....2-0.....11-1, 11-3

## Buckeye Invitational at Ohio State

2/ 5/82..... H....W.....2-0.....15-0, 15-9

2/27/82.....A....W.....3-0.....15-7, 15-4, 15-3

## Buckeye Invitational at Ohio State

2/ 5/83..... H....W.....2-0.....15-4, 15-12

## Purdue (Grad), 0-1

### Big Ten Tournament at Indiana

2/21/76..... N....L.....1-2.....15-7, 7-15, 12-15

## Puerto Rico-Mayaguez, 1-0

3/25/97.....A....W.....3-1.....12-15, 15-10, 15-9, 15-11

## Queens, 2-0

### Nittany Lion Invitational at Penn State

1/27/80..... N....W.....2-0.....15-7, 15-6

### Pittsburgh Invitational

2/15/80..... N....W.....2-0.....15-7, 15-7

## Quincy College, 42-1

### Best of Five Tournament at Ohio State

1/16/93..... H....W.....3-0.....15-3, 15-6, 15-4

3/29/93..... H....W.....3-0.....15-5, 15-8, 15-6

2/11/94..... H....W.....3-0.....15-3, 15-5, 15-8

3/12/94.....A....W.....3-0.....15-5, 15-6, 15-3

2/18/95.....A....W.....3-0.....15-6, 15-5, 15-4

3/ 5/95..... H....W.....3-0.....15-5, 15-4, 15-8

2/11/96.....A....W.....3-1.....8-15, 16-14, 15-5, 15-11

2/11/96.....A....L.....1-3.....14-16, 11-15, 15-13, 11-15

4/13/96..... H....W.....3-0.....15-6, 15-4, 15-10

### MIVA Quarterfinal at Ohio State

4/18/96..... H....W.....3-0.....15-6, 15-5, 15-6

2/23/97..... H....W.....3-0.....15-6, 15-8, 15-0

2/23/97..... H....W.....3-0.....15-4, 15-4, 15-3

2/22/98.....A....W.....3-0.....15-9, 15-13, 15-8

3/ 9/98..... H....W.....3-0.....15-6, 15-2, 15-8

2/ 8/99.....A....W.....3-0.....15-6, 15-5, 17-15

3/31/99..... H....W.....3-0.....15-0, 15-5, 15-2

2/27/00.....A....W.....3-0.....15-12, 15-13, 15-10

4/ 2/00..... H....W.....3-0.....15-6, 15-3, 15-11

2/10/01.....A....W.....3-0.....30-27, 31-29, 30-16

3/23/01..... H....W.....3-0.....30-24, 30-20, 30-27

3/16/02.....A....W.....3-0.....30-22, 30-19, 30-25

4/ 5/02..... H....W.....3-1.....30-23, 26-30, 30-21, 30-24

3/22/03.....A....W.....3-0.....30-27, 30-26, 30-17

4/ 5/03..... H....W.....3-1.....30-25, 30-24, 26-30, 30-25

3/ 6/04.....A....W.....3-0.....32-30, 30-26, 30-25

4/17/04..... H....W.....3-0.....30-26, 30-24, 30-20

### MIVA Quarterfinal at Ohio State

4/24/04..... H....W.....3-0.....30-27, 30-23, 30-19

2/13/05..... H....W.....3-1.....26-30, 30-16, 30-26, 30-25

3/20/05.....A....W.....3-0.....31-29, 30-28, 30-23

### MIVA Quarterfinal at Ohio State

4/23/05..... H....W.....3-1.....30-19, 26-30, 30-23, 30-27

4/ 8/06..... H....W.....3-0.....30-19, 30-27, 30-27

4/15/06.....A....W.....3-0.....30-23, 34-32, 30-28

### MIVA Quarterfinal at Ohio State

4/22/06..... H....W.....3-1.....27-30, 30-22, 30-28, 30-22





# RESULTS BY OPPONENT

4/ 6/07..... H.....W.....3-0..... 30-23, 30-17, 30-20  
 4/ 7/07..... H.....W.....3-0..... 30-20, 30-22, 30-18  
 1/25/08.....A.....W.....3-0..... 30-23, 30-14, 30-19  
 1/26/08.....A.....W.....3-0..... 30-19, 30-28, 30-17  
 2/19/09..... H.....W.....3-0..... 30-22, 30-20, 30-18  
 2/20/09..... H.....W.....3-0..... 30-21, 30-18, 30-24  
 4/ 2/10.....A.....W.....3-0..... 30-17, 30-18, 30-26  
 4/ 3/10.....A.....W.....3-0..... 30-21, 30-28, 30-27  
 2/10/11..... H.....W.....3-0..... 25-16, 25-17, 25-19  
 2/11/11..... H.....W.....3-0..... 25-22, 25-15, 25-21

**Regina, 0-1**

Excaliber Tournament at York Canada  
 1/ 3/86..... N.....L.....1-3..... 15-2, 9-15, 11-15, 11-15

**Rhode Island, 1-0**

3/20/72.....A.....W.....3-1.....na

**Rutgers-Newark, 30-13**

NCAA Championship Consolation at Ohio State  
 5/ 6/78..... H.....W.....3-0..... 15-11, 15-12, 15-9  
 Golden Dome Tournament at Rutgers-Newark  
 3/ 3/79.....A.....L.....0-3..... 8-15, 5-15, 5-15  
 Pittsburgh Invitational  
 2/16/80..... N.....L.....1-2..... 15-12, 12-15, 9-15  
 NCAA Championship Consolation at Ball State  
 5/10/80..... N.....W.....3-0..... 15-12, 15-9, 15-2  
 Pittsburgh Invitational  
 2/14/81..... N.....W.....2-0..... 15-12, 15-8  
 Golden Dome Invitational at Rutgers-Newark  
 3/11/83.....A.....W.....2-0..... 15-4, 18-16  
 Penn State Invitational  
 1/25/85..... N.....L.....1-3..... 7-15, 9-15, 15-7, 12-15  
 Golden Dome Tournament at Rutgers-Newark  
 3/ 9/85.....A.....W.....3-2..... 6-15, 13-15, 15-3, 15-7, 15-3  
 Penn State Tournament  
 1/25/86..... N.....W.....3-1..... 15-2, 13-15, 15-13, 15-9  
 Golden Dome Classic at Rutgers-Newark  
 3/ 7/86.....A.....W.....3-0..... 15-9, 16-14, 15-11  
 Penn State Invitational  
 1/25/87..... N.....W.....3-0..... 15-11, 15-9, 15-10  
 Golden Dome Invitational at Rutgers-Newark  
 2/14/87.....A.....W.....3-0..... 16-14, 15-13, 15-11  
 Golden Dome Invitational at Rutgers-Newark  
 2/12/88.....A.....L.....0-3..... 13-15, 9-15, 12-15  
 1/13/89..... H.....W.....3-0..... 15-5, 15-9, 15-7  
 Nittany Lion Invitational at Penn State  
 1/20/90..... N.....L.....0-3..... 13-15, 5-15, 9-15  
 1/28/90..... H.....W.....3-2..... 8-15, 15-7, 12-15, 15-9, 15-13  
 Golden Dome Tournament at Rutgers-Newark  
 2/ 9/90.....A.....L.....0-3..... 5-15, 11-15, 9-15  
 Dutch Country Classic at Elizabethtown, Pa.  
 3/31/90..... N.....L.....2-3..... 15-12, 15-8, 7-15, 13-15, 14-16  
 1/27/91..... H.....W.....3-1..... 12-15, 15-9, 15-2, 15-8  
 Nittany Lion Invitational at Penn State  
 1/25/92..... N.....L.....0-3..... 13-15, 3-15, 5-15  
 Golden Dome Invitational at Rutgers-Newark  
 2/ 8/92.....A.....L.....0-3..... 12-15, 4-15, 7-15  
 3/14/92..... H.....L.....2-3..... 3-15, 6-15, 15-13, 15-10, 10-15  
 Nittany Lion Invitational at Penn State  
 1/29/94..... N.....L.....0-3..... 13-15, 7-15, 8-15

At Golden Dome Classic, Rutgers, New Jersey  
 3/ 2/96.....A.....W.....3-2..... 9-15, 15-10, 6-15, 15-11, 16-14  
 3/ 8/96..... H.....W.....3-1..... 15-12, 15-5, 12-15, 15-5  
 1/18/97.....A.....W.....3-1..... 15-8, 14-16, 15-8, 15-10  
 3/ 1/97..... H.....W.....3-0..... 15-2, 15-5, 16-14  
 At Golden Dome Classic, Newark, New Jersey  
 2/12/99.....A.....W.....3-1..... 16-14, 15-13, 10-15, 15-9  
 3/ 6/99..... H.....W.....3-0..... 15-11, 15-9, 15-13  
 Golden Dome Invitational, Newark, New Jersey  
 2/19/00.....A.....W.....3-0..... 15-6, 15-5, 15-8  
 3/31/00..... H.....W.....3-0..... 15-5, 15-8, 15-11  
 1/17/02..... H.....W.....3-1..... 30-26, 32-34, 30-22, 31-29  
 3/ 2/02.....A.....L.....2-3..... 30-26, 29-31, 30-24, 29-31, 19-21  
 1/18/04..... H.....W.....3-0..... 32-30, 32-30, 30-27  
 1/21/05..... H.....W.....3-1..... 24-30, 30-19, 30-25, 30-25  
 2/18/05.....A.....L.....0-3..... 23-30, 23-30, 29-31  
 1/11/06..... H.....W.....3-0..... 30-22, 30-26, 30-26  
 1/26/07..... H.....W.....3-0..... 30-26, 30-28, 30-18  
 2/ 2/07.....A.....W.....3-0..... 30-27, 30-25, 30-27  
 2/ 8/08.....A.....W.....3-0..... 30-24, 30-27, 30-20  
 4/ 5/08..... H.....W.....3-0..... 30-27, 30-20, 30-28  
 2/ 5/09..... H.....W.....3-0..... 30-23, 30-24, 30-27  
 3/21/09.....A.....W.....3-0..... 30-15, 30-19, 30-20

**San Diego State, 2-2**

Collegiate Volleyball Classic at San Diego  
 4/ 2/77..... N.....W.....3-0..... 15-5, 15-10, 15-5  
 3/24/82.....A.....L.....1-3..... 15-12, 13-15, 14-16, 8-15  
 3/24/90.....A.....L.....1-3..... 12-15, 15-13, 2-15, 8-15  
 3/21/98.....A.....W.....3-2..... 13-15, 15-10, 15-9, 13-15, 15-11

**Santa Cruz, 5-0**

3/24/91.....A.....W.....3-0..... 15-13, 15-3, 15-11  
 3/21/93.....A.....W.....3-1..... 15-11, 15-13, 12-15, 15-10  
 3/29/93..... H.....W.....3-1..... 15-8, 15-1, 12-15, 15-6  
 Pacific Spring Tournament at Pacific  
 3/19/94..... N.....W.....3-0..... 15-7, 15-1, 15-0  
 3/18/96.....A.....W.....3-0..... 15-8, 15-5, 15-9

**Sherbrooke, 0-1**

Sherbrooke Invitational  
 11/26/88.....A.....L.....2-3..... 12-15, 16-14, 15-7, 5-15, 5-15

**Slippery Rock, 0-0-1**

YMCA Tournament at Columbus, Ohio  
 1/30/71..... N.....T.....1-1..... 15-8, 13-15

**Southern California, 1-18**

Collegiate Volleyball Classic at San Diego  
 4/ 1/77..... N.....L.....1-3..... 15-13, 12-15, 11-15, 10-15  
 NCAA Championship Match at UCLA  
 5/ 7/77..... N.....L.....1-3..... 7-15, 15-9, 10-15, 12-15  
 Collegiate Volleyball Classic at UCLA  
 3/11/78..... N.....L.....2-3..... 15-13, 8-15, 15-7, 13-15, 5-15  
 Golden Dome Tournament at Rutgers-Newark  
 3/ 2/79..... N.....L.....1-3..... 11-15, 17-19, 15-13, 7-15  
 Sports Imports Invitational at Ohio State  
 4/ 3/81..... H.....L.....1-3..... 15-11, 7-15, 8-15, 11-15  
 3/23/82.....A.....L.....0-3..... 8-15, 14-16, 5-15  
 NCAA Championship Consolation at Penn State  
 5/ 8/82..... N.....L.....1-2..... 15-12, 2-15, 9-15



# RESULTS BY OPPONENT

NCAA Championship Semifinal at Penn State  
 5/ 2/86..... N .... L.....0-3 ..... 5-15, 10-15, 3-15  
 3/22/87..... A .... L.....1-3 ..... 0-15, 8-15, 15-4, 10-15  
 3/24/88..... A .... L.....0-3 ..... 10-15, 8-15, 2-15  
 Ft. Wayne Invitational at Indiana-Purdue  
 1/20/89..... N .... L.....0-3 ..... 12-15, 6-15, 10-15  
 3/22/89..... A .... L.....0-3 ..... 7-15, 6-15, 12-15  
 Ft. Wayne Invitational at Indiana-Purdue  
 1/26/90..... N .... L.....1-3 ..... 11-15, 15-10, 5-15, 7-15  
 3/21/90..... A .... L.....0-3 ..... 7-15, 7-15, 14-16  
 Indiana-Purdue Invitational  
 1/31/92..... N .... L.....0-3 ..... 11-15, 3-15, 13-15  
 NCAA Preview Tourney at Ohio State  
 1/24/97..... H .... W.....3-2 ..... 16-14, 6-15, 15-13, 11-15, 15-11  
 3/21/00..... A .... L.....2-3 ..... 15-11, 11-15, 15-7, 6-15, 15-17  
 1/10/09..... N .... L.....1-3 ..... 18-30, 28-30, 30-25, 29-31  
 Outrigger Hotels Invitational, Honolulu, Hawaii  
 1/ 8/10..... N .... L.....1-3 ..... 30-20, 26-30, 25-30, 14-30

## Springfield, 12-1

3/22/72..... A .... W.....3-2 ..... na  
 Ohio State Invitational  
 3/15/74..... H .... W.....2-0 ..... 15-12, 15-11  
 Ohio State Invitational  
 3/29/75..... H .... W.....2-0 ..... 15-10, 15-13  
 Ohio State Invitational  
 2/28/76..... H .... W.....2-0 ..... 15-9, 15-8  
 NCAA Championship Consolation at Ball State  
 6/ 1/76..... N .... W.....2-0 ..... 15-4, 15-4  
 2/ 1/03..... H .... W.....3-0 ..... 30-20, 30-21, 30-23  
 2/ 2/03..... H .... L.....2-3 ..... 30-27, 30-20, 28-30, 29-31, 11-15  
 Volleyball Hall of Fame Classic, Springfield, Mass.  
 2/21/04..... A .... W.....3-1 ..... 30-27, 23-30, 30-18, 30-18  
 1/16/05..... H .... W.....3-0 ..... 30-19, 30-22, 30-20  
 1/17/05..... H .... W.....3-0 ..... 30-27, 30-21, 30-16  
 Volleyball Hall of Fame Classic, Springfield, Mass.  
 2/11/06..... A .... W.....3-1 ..... 40-42, 30-21, 30-27, 30-25  
 1/15/07..... H .... W.....3-0 ..... 30-17, 30-18, 30-17  
 1/16/07..... H .... W.....3-0 ..... 30-18, 30-21, 30-24

## St. Francis, 22-1

Best of Five Tournament at Ohio State  
 1/16/93..... H .... W.....3-0 ..... 15-7, 15-3, 17-15  
 Best of Five Tournament at Ohio State  
 1/17/93..... H .... W.....3-0 ..... 15-8, 15-6, 15-3  
 3/27/94..... A .... W.....3-0 ..... 15-11, 15-7, 15-13  
 4/ 1/94..... H .... W.....3-1 ..... 15-10, 15-6, 13-15, 15-3  
 1/30/00..... H .... W.....3-0 ..... 15-8, 15-13, 15-13  
 1/12/01..... A .... W.....3-0 ..... 30-15, 30-26, 30-24  
 1/12/02..... H .... W.....3-0 ..... 30-18, 30-19, 30-20  
 1/24/03..... H .... W.....3-1 ..... 30-19, 30-25, 28-30, 30-16  
 1/11/04..... A .... W.....3-0 ..... 30-18, 30-24, 30-23  
 3/12/04..... H .... W.....3-0 ..... 30-22, 30-20, 30-28  
 1/ 9/05..... H .... W.....3-1 ..... 24-30, 30-21, 30-28, 30-21  
 1/28/05..... A .... W.....3-0 ..... 30-23, 30-24, 30-27  
 1/ 6/06..... H .... W.....3-0 ..... 30-25, 30-21, 31-29  
 1/19/07..... H .... W.....3-0 ..... 30-24, 30-19, 30-21  
 2/ 2/07..... A .... W.....3-1 ..... 30-26, 30-27, 24-30, 30-20  
 1/20/08..... H .... W.....3-0 ..... 30-19, 30-25, 30-16  
 3/29/08..... A .... W.....3-1 ..... 31-29, 29-31, 30-28, 32-30  
 1/25/09..... A .... W.....3-2 ..... 30-20, 33-31, 28-30, 26-30, 15-12  
 4/17/09..... H .... W.....3-1 ..... 30-16, 23-30, 30-28, 32-30

1/17/10..... A .... L.....1-3 ..... 22-30, 25-30, 30-22, 25-30  
 4/17/10..... H .... W.....3-1 ..... 30-21, 28-30, 30-23, 30-24  
 1/15/11..... H .... W.....3-0 ..... 25-16, 25-18, 25-19  
 4/17/11..... A .... W.....3-0 ..... 25-19, 25-13, 25-23

## Stanford, 1-8

Sports Imports Invitational at Ohio State  
 4/ 4/81..... H .... W.....3-2 ..... 14-16, 15-8, 16-14, 12-15, 16-14  
 3/25/89..... A .... L.....0-3 ..... 11-15, 14-16, 9-15  
 3/25/91..... A .... L.....2-3 ..... 15-11, 12-15, 15-12, 10-15, 11-15  
 3/22/93..... A .... L.....0-3 ..... 4-15, 10-15, 7-15  
 3/23/94..... H .... L.....0-3 ..... 8-15, 9-15, 10-15  
 3/16/96..... A .... L.....0-3 ..... 5-15, 8-15, 8-15  
 NCAA Preview Tourney at Ohio State  
 1/25/97..... H .... L.....1-3 ..... 7-15, 15-7, 12-15, 5-15  
 1/17/98..... A .... L.....1-3 ..... 9-15, 8-15, 15-12, 13-15  
 1/16/09..... H .... L.....0-3 ..... 28-30, 26-30, 34-36  
 NCAA Championship Semifinal at Stanford  
 5/ 6/10..... A .... L.....0-3 ..... 25-30, 26-30, 17-30

## Unknown Team 2-0

/ /70..... ? .... W..... ? ..... unknown win  
 / /70..... ? .... W..... ? ..... unknown win

## Tennessee, 16-1

Tennessee Tournament  
 1/20/68..... A .... W.....2-0 ..... 15-8, 15-7  
 Ohio State Invitational  
 4/ 4/69..... H .... W.....2-0 ..... na  
 Tennessee Tournament  
 1/18/69..... A .... W.....2-0 ..... 15-0, 15-9  
 Ohio State Invitational  
 4/ 4/70..... H .... W.....3-1 ..... 15-11, 12-15, 15-2, 15-5  
 1/17/70..... A .... W.....2-1 ..... 10-15, 15-6, 15-10  
 Ohio State Invitational  
 4/ 3/71..... H .... W.....2-1 ..... 8-15, 15-9, 15-9  
 YMCA Tournament at Dayton, Ohio  
 2/ 6/71..... N .... L.....0-2 ..... 13-15, 14-16  
 1/16/71..... A .... W.....2-0 ..... 15-12, 17-15  
 Ohio State Invitational  
 4/ 1/72..... H .... W.....3-0 ..... na  
 Ohio State Invitational  
 4/14/73..... H .... W.....2-1 ..... na  
 Ball State Invitational  
 3/24/73..... N .... W.....2-0 ..... 15-3, 15-9  
 Ohio State Invitational  
 3/29/75..... H .... W.....2-0 ..... 15-10, 16-14  
 Ohio State Invitational  
 2/28/76..... H .... W.....2-0 ..... 15-7, 15-12  
 Ohio State Invitational  
 3/ 5/77..... H .... W.....2-0 ..... 15-9, 15-11  
 Ohio State Invitational  
 3/ 3/78..... H .... W.....2-0 ..... 15-2, 15-12  
 Buckeye Collegiate Invitational  
 2/ 6/81..... H .... W.....2-0 ..... 15-8, 15-6  
 Buckeye Invitational at Ohio State  
 2/ 6/82..... H .... W.....2-1 ..... 14-16, 15-2, 15-11

## Tennessee-Chattanooga, 1-0

Pittsburgh Tournament  
 2/12/82..... N .... W.....2-0 ..... 15-4, 15-3



# RESULTS BY OPPONENT

## Thomas More, 9-0

2/12/95.....A.....W.....3-0.....	15-4, 15-9, 15-7
3/28/95.....H.....W.....3-1.....	15-4, 15-6, 15-17, 15-4
MIVA Quarterfinals at Ball State	
4/20/95.....N.....W.....3-0.....	15-1, 15-5, 15-9
Best of Five Invitational at Ohio State	
1/13/96.....H.....W.....3-0.....	15-5, 15-7, 15-3
2/ 7/96.....H.....W.....3-0.....	15-5, 15-2, 15-1
3/27/96.....A.....W.....3-0.....	15-9, 15-5, 15-2
1/11/97.....H.....W.....3-0.....	15-5, 15-2, 15-6
1/30/97.....A.....W.....3-0.....	15-4, 15-5, 15-4
2/19/97.....H.....W.....3-0.....	15-6, 15-5, 15-5

## Toledo, 8-0

MIVA Tournament- 1st Round at Ohio State	
//69.....H.....W.....2-0.....	na
Ohio State Invitational	
4/ 3/71.....H.....W.....2-0.....	15-11, 15-10
2/20/71.....A.....W.....3-1.....	12-15, 15-10, 15-7, 15-7
Buckeye Collegiate Invitational	
2/ 6/81.....H.....W.....2-0.....	15-0, 15-1
2/21/81.....A.....W.....3-0.....	15-1, 15-3, 15-3
Buckeye Invitational at Ohio State	
2/ 5/82.....H.....W.....2-0.....	15-5, 15-1
3/ 3/82.....H.....W.....3-0.....	15-3, 15-7, 15-2
4/ 6/82.....A.....W.....3-0.....	15-0, 15-2, 15-8

## Toronto, 1-1

Excaliber Tournament at York Canada	
1/ 7/84.....N.....W.....3-0.....	15-7, 15-13, 15-8
Excaliber Tournament at York Canada	
1/ 5/86.....N.....L.....1-3.....	16-14, 6-15, 8-15, 4-15

## Tri-State, 6-0

2/20/91.....H.....W.....3-0.....	15-3, 15-0, 15-8/non-ncaa
3/ 2/91.....A.....W.....3-0.....	15-6, 15-3, 15-3/non-ncaa
Best of Five Tournament at Ohio State	
1/16/93.....H.....W.....3-0.....	15-2, 15-10, 15-5
Best of Five Invitational at Ohio State	
1/13/95.....H.....W.....3-0.....	15-8, 15-6, 15-9
3/ 8/97.....H.....W.....3-0.....	15-3, 15-2, 15-13
1/10/98.....H.....W.....3-0.....	15-5, 15-4, 15-7

## UC Irvine, 4-4

3/19/89.....A.....W.....3-2.....	15-6, 6-15, 15-6, 1-15, 15-12
3/25/92.....A.....L.....0-3.....	10-15, 9-15, 8-15
Volleyball Hall of Fame Classic, Springfield, Mass.	
2/20/04.....N.....L.....1-3.....	28-30, 30-27, 20-30, 24-30
2/29/08.....A.....L.....0-3.....	23-30, 25-30, 13-30
3/ 1/08.....A.....W.....3-2.....	30-25, 23-30, 18-30, 30-24, 15-13
NCAA Semifinal at Brigham Young	
5/ 7/09.....N.....L.....0-3.....	25-30, 25-30, 26-30
Played at Penn State	
2/ 5/11.....N.....W.....3-2.....	25-22, 23-25, 25-21, 20-25, 15-8
3/26/11.....A.....L.....0-3.....	20-25, 22-25, 18-25

## UCLA, 1-14

NCAA Championship Semifinal at UCLA	
5/ 9/75.....A.....L.....1-3.....	1-15, 11-15, 15-8, 10-15
Collegiate Classic at UCLA	
4/ 6/79.....A.....L.....0-3.....	1-15, 2-15, 17-19

NCAA Championship Semifinal at Ball State	
5/ 9/80.....N.....L.....0-3.....	8-15, 7-15, 7-15
NCAA Championship Semifinal at Santa Barbara	
5/ 8/81.....N.....L.....0-3.....	8-15, 7-15, 9-15
NCAA Championship Semifinal at Penn State	
5/ 7/82.....N.....L.....0-3.....	10-15, 12-15, 7-15
Golden Dome Invitational at Rutgers-Newark	
3/11/83.....N.....L.....0-2.....	2-15, 14-16
Golden Dome Invitational at Rutgers-Newark	
3/12/83.....N.....L.....2-3.....	7-15, 15-13, 15-6, 10-15, 8-15
NCAA Championship Semifinal at Ohio State	
5/ 6/83.....H.....L.....0-3.....	4-15, 5-15, 4-15
NCAA Championship Semifinal at UCLA	
5/ 1/87.....A.....L.....0-3.....	7-15, 10-15, 11-15
3/17/89.....A.....L.....0-3.....	10-15, 2-15, 9-15
NCAA Championship Semifinal at UCLA	
5/ 7/93.....A.....L.....0-3.....	4-15, 4-15, 2-15
Nittany Lion Invitational at Penn State	
1/21/94.....N.....L.....1-3.....	8-15, 15-13, 3-15, 9-15
NCAA Championship Match at Ft. Wayne, Indiana	
5/ 6/00.....N.....L.....0-3.....	8-15, 10-15, 15-17
NCAA Championship Semifinal at Long Beach State	
5/ 3/01.....N.....L.....1-3.....	21-30, 20-30, 30-22, 24-30
Outrigger Invitational, Honolulu, HI	
1/19/06.....N.....W.....3-0.....	30-27, 32-30, 20-38

## UC San Diego, 2-1

1/13/06.....H.....W.....3-1.....	30-25, 30-22, 31-33, 30-17
1/15/07.....H.....W.....3-1.....	30-23, 27-30, 30-25, 30-23
3/24/11.....A.....L.....1-3.....	25-21, 22-25, 22-25, 26-28

## UC Santa Barbara, 1-7

2/25/74.....H.....L.....0-3.....	3-15, 3-15, 2-15
4/ /79.....A.....L.....0-3.....	5-15, 9-15, 7-15
3/24/87.....A.....L.....0-3.....	14-16, 10-15, 10-15
3/23/88.....A.....L.....0-3.....	7-15, 6-15, 9-15
3/28/91.....A.....L.....0-3.....	3-15, 7-15, 11-15
3/23/92.....A.....L.....0-3.....	9-15, 9-15, 8-15
Volleyball Hall of Fame/Morgan Classic at Springfield, Mass.	
2/27/10.....N.....L.....0-3.....	32-34, 30-23, 17-30
NCAA Championship Match at Penn State	
5/ 7/11.....N.....W.....3-2.....	20-25, 25-20, 25-19, 22-25, 15-9

## Virginia Tech, 1-0

Tennessee Tournament	
1/18/69.....N.....W.....2-0.....	15-4, 15-6

## Waterloo, 2-0

Pittsburgh Invitational	
2/11/83.....N.....W.....3-0.....	15-4, 15-6, 15-9
Guelph Invitational	
11/28/87.....N.....W.....3-0.....	15-11, 15-5, 15-11

## West Georgia College, 2-0

Tennessee Tournament	
1/20/68.....N.....W.....2-0.....	na
Tennessee Tournament	
1/18/69.....N.....W.....2-0.....	15-0, 15-11

## Western Ontario, 6-1

Pittsburgh Invitational	
2/10/79.....N.....W.....2-0.....	15-12, 15-10



# RESULTS BY OPPONENT

Nittany Lion Invitationa at Penn State	4/11/92.....A....W.....3-0.....15-8, 15-13, 15-8
1/27/80.....N....W.....2-0.....15-11, 15-8	1/15/93.....H....W.....3-2.....13-15, 15-11, 12-15, 15-6, 15-10
Penn State Tournament	Best of Five Tournament at Ohio State
1/28/84.....N....W.....3-0.....15-8, 15-6, 15-11	1/16/93.....H....W.....3-0.....15-6, 15-9, 15-5
Penn State Invitational	4/10/93.....A....W.....3-0.....15-10, 15-12, 15-4
1/26/85.....N....L.....0-3.....8-15, 4-15, 2-15	MIVA Tournament Semifinal at Ball State
Excaliber Tournament at York Canada	4/23/93.....N....W.....3-0.....15-8, 15-13, 15-12
1/ 4/86.....N....W.....3-2.....15-6, 5-15, 17-19, 15-13, 15-2	Best of Five Tournament at Worthington High School
Excaliber Tournament at York Canada	1/15/94.....N....W.....3-0.....15-8, 15-12, 15-13
1/ 5/86.....N....W.....3-1.....15-10, 11-15, 15-12, 15-13	2/12/94.....H....W.....3-2.....15-13, 15-10, 15-17, 11-5, 15-7
Nittany Lion Invitational at Penn State	2/26/94.....A....W.....3-0.....15-8, 15-4, 15-12
1/28/89.....N....W.....3-1.....15-13, 15-2, 12-15, 15-9	Best of Five Invitational at Ohio State
	1/14/95.....H....W.....3-0.....15-12, 15-7, 15-6
<b>Wheaton, 1-0</b>	4/ 1/95.....A....W.....3-0.....15-8, 15-7, 15-13
MIVA Classic at George Williams	4/15/95.....H....W.....3-0.....15-6, 15-3, 15-4
2/26/78.....N....W.....3-0.....15-4, 15-10, 15-6	Best of Five Invitational at Ohio State
	1/13/96.....H....W.....3-0.....15-8, 15-7, 15-1
<b>Wilfrid-Laurier, 2-0</b>	2/ 3/96.....A....W.....3-2.....8-15, 15-12, 10-15, 15-4, 17-15
Ohio State Invitational	4/12/96.....H....W.....3-0.....15-4, 15-5, 15-11
2/ 9/86.....H....W.....3-0.....15-1, 15-8, 15-11	2/14/97.....A....W.....3-0.....15-7, 15-6, 15-8
Guelph Invitational	4/ 6/97.....H....W.....3-0.....15-11, 15-8, 15-4
11/27/87.....N....W.....3-0.....15-3, 15-3, 15-3	
	<b>Wright State, 5-0</b>
<b>William Woods, 1-0</b>	3/28/78.....H....W.....3-0.....15-1, 15-4, 15-3
1/ 9/98.....H....W.....3-0.....15-6, 15-5, 15-5	4/18/78.....A....W.....3-0.....15-6, 15-0, 15-8
	MIVA Classic at Chicago, Illinois
<b>Winnipeg, 4-2</b>	2/17/79.....N....W.....3-0.....15-3, 15-2, 15-1
Played at Maple Heights, Ohio	4/ 3/79.....H....W.....3-0.....15-2, 15-5, 15-2
/ /81.....N....W.....3-1.....na	4/24/79.....A....W.....3-2.....12-15, 15-4, 13-15, 15-10, 15-4
Buckeye Collegiate Invitational	
2/ 7/81.....H....W.....2-1.....15-8, 15-17, 15-6	<b>Yale, 2-0</b>
Pittsburgh Invitational	NCAA Championship Consolation at UCLA
2/14/81.....N....W.....2-0.....15-12, 15-8	5/10/75.....N....W.....2-0.....15-4, 15-6
Pittsburgh Tournament	New Jersey Inst. Of Tech. Tournament
2/13/82.....N....L.....1-2.....13-15, 16-14, 13-15	2/ 1/86.....N....W.....2-0.....15-0, 15-1
Pittsburgh Invitational	
2/12/83.....N....W.....3-1.....13-15, 15-3, 15-7, 15-7	<b>York 6-1</b>
Penn State Tournament	Nittany Lion Invitationa at Penn State
1/29/84.....N....L.....1-3.....15-3, 15-5, 14-16, 15-5	A/27/80.....N....W.....2-0.....15-10, 15-8
	Pittsburgh Invitational
<b>Wisconsin, 10-0</b>	2/12/83.....N....W.....3-1.....15-4, 13-15, 15-4, 15-10
MIVA Classic at Chicago, Illinois	Excaliber Tournament at York Canada
2/17/79.....N....W.....3-0.....15-6, 15-13, 15-8	1/ 7/84.....A....W.....3-2.....15-12, 10-15, 15-11, 12-15, 16-14
Big Ten Invitational at Indiana	Excaliber Tournament at York Canada
2/24/79.....N....W.....2-0.....15-12, 15-6	1/ 3/86.....A....L.....1-3.....15-17, 6-15, 15-11, 13-15
3/ 9/79.....H....W.....3-0.....15-4, 15-1, 15-9	2/ 6/87.....H....W.....3-0.....15-4, 15-13, 15-11
3/24/79.....A....W.....3-0.....15-5, 15-5, 15-1	2/16/88.....H....W.....3-0.....15-11, 15-7, 15-6
Ohio State Invitational	2/17/88.....H....W.....3-1.....17-19, 15-6, 15-0, 15-7
2/ 2/80.....H....W.....2-0.....15-8, 15-11	
4/25/80.....H....W.....3-0.....15-10, 15-9, 15-2	
3/ 7/81.....H....W.....3-0.....15-4, 15-5, 15-7	
4/11/81.....A....W.....3-1.....15-7, 9-15, 15-5, 15-5	
Played at George Williams	
1/30/82.....N....W.....3-0.....15-4, 15-7, 15-12	
2/28/87.....H....W.....3-0.....15-8, 15-2, 15-11	
<b>Wisconsin-Milwaukee, 20-0</b>	
Asica Qualifier at Indiana-Purdue	
1/19/91.....N....W.....3-0.....15-3, 15-7, 15-9	
3/ 9/91.....A....W.....3-0.....15-5, 15-9, 15-13	
4/ 6/91.....H....W.....3-0.....15-1, 15-10, 15-11	
1/18/92.....H....W.....3-0.....15-6, 15-5, 15-8	



# 2011 REVIEW

In 2011, behind a core of fifth-year seniors, Ohio State won its first-ever NCAA Championship with an exciting 3-2 victory over UC Santa Barbara. The run to the title included winning a fifth consecutive Midwestern Intercollegiate Volleyball Association regular season championship with a 11-1 record and a fourth consecutive MIVA tournament championship to earn the conference bid to the NCAA Championship. The Buckeyes finished the season 26-6 and ranked first in both the American Volleyball Coaches Association (AVCA) and the ASICS Volleyball Magazine Poll.

The season opened with 3-1 and 3-2 losses at No. 3 Pepperdine. The Buckeyes won their next 17 matches starting with home wins over St. Francis (3-0) and George Mason (3-1). A 3-0 victory at IPFW opened OSU's conference season. After a 3-1 win at Juniata, Ohio State traveled to Penn State to play in a cross-over event, defeating Cal State Northridge, 3-0 and UC Irvine, 3-2. Returning home for a three-match home stand, the Buckeyes defeated Penn State, 3-0 and won two 3-0 contests against Quincy. Following a 3-0 win at Ball State, the Buckeyes returned home to sweep IPFW, Juniata and Lewis. OSU completed the home stand with 3-1 victories over Loyola-Chicago and Ball State, the latter without **Shawn Sangrey** who was recovering from surgery. Following 3-0 victories at Grand Canyon, OSU's winning streak of 17 matches ended with a 3-1 loss at UC San Diego and a 3-0 defeat at UC Irvine. With Sangrey back in the lineup full go, the Buckeyes clinched the MIVA regular season championship with a 3-1 win at Loyola-Chicago. OSU then suffered their only conference loss of the season, 3-1, at Lewis. The Buckeyes returned home for 3-2 and 3-0 wins over Princeton before losing, 3-1 at Penn State. Ohio State closed out the regular season with 3-0 road victories at George Mason and St. Francis.

With a bye in the quarterfinals of the MIVA tournament, Ohio State advanced to the semifinals, defeating Lewis 3-1 at home. The Buckeyes won the tournament, at home, with a 3-1 win over Loyola-Chicago. The title gave OSU the automatic conference bid to the NCAA semifinals. **John Klanac**, Sangrey and **Jason Tobkin** were named to the MIVA All-Tournament Team with **Steven Kehoe** named the MIVA Most Outstanding Player.

Making it's 18th appearance in the championship semifinals hosted by Penn State, No. 3 seeded Ohio State defeated No. 2 seeded Penn State, 3-1, to advance to the championship match for the third time in school history. OSU would face No. 4 seeded UC Santa Barbara who advanced to the championship with a 3-1 win over No. 1 seeded Southern California. In the championship match, OSU held a 2-1 lead before UC Santa Barbara won the fourth set to send the match to a fifth set. The Buckeyes won the set, 15-9, to win the title. Klanac and Sangrey were named to the NCAA All-Tournament Team with Steven Kehoe named the NCAA Most Outstanding Player.

Regular season honors included **Kevin Heine**, Kehoe, Klanac and Sangrey named to the first team MICA All-Conference team. Kehoe was named the MIVA Player of the Year and head coach **Pete Hanson** was named the MIVA Coach of the Year. Sangrey was named MIVA Offensive Player of the Week five times with Klanac being

named once. Defensively, Kehoe was named player of the week three times with **Mik Berzins** twice honored and **Anthony Hock** once. Kehoe was named the AVCA National Player of the Week for his play at the NCAA Championship.

National honors included Kehoe being named an AVCA first team All-American. Four Buckeyes earned Volleyball Magazine All-American honors with Kehoe named to the first team, Klanac and Sangrey second team selections and Heine a third team selection.

Hanson was named both the AVCA and Volleyball Magazine Coach of the Year.

## FINAL 2011 AVCA DIVISION I-II MEN'S COACHES TOP 15 POLL

May 2, 2011

Rk	School	Total (First-Place Votes)	2011 Pts	2011 Rec	Last Week
1	Ohio State (14)	232	26-6	.....	8
2	UC Santa Barbara	216	18-15	.....	3
3	So. California (2)	212	23-4	.....	1
4	UC Irvine	191	20-11	.....	2
5	Brigham Young	176	20-8	.....	4
6	Long Beach State	157	15-14	.....	5
7	Stanford	147	19-9	.....	6
8	Hawai'i	127	15-13	.....	7
9	Penn State	112	22-7	.....	10
10	UCLA	104	16-15	.....	9
11	Pepperdine	65	11-15	...	T-11
12	Loyola-Chicago	60	21-8	...	T-11
13	Lewis	44	20-11	.....	14
14	UC San Diego	40	9-20	.....	13
15	Pacific	27	11-19	.....	15

Others Receiving Votes and appearing on two or more ballots: Ball State 3 (19-11), Cal State Northridge 2 (7-22).

One team mentioned on only one ballot for a total of five combined points.

## 2011 OHIO STATE AVCA POLL RANKING

Date	Rank	Points	Record
Jan. *5	7	136	0-0
Jan. 10	8 (tie)	126	0-1
Jan. 18	10	145	1-2
Jan. 24	9 (tie)	109	3-2
Jan. 31	9	99	4-2
Feb. 7	6	151	6-2
Feb. 14	6	174	9-2
Feb. 21	5	184	10-2
Feb. 28	5	180	12-2
Mar. 7	4	185	14-2
Mar. 14	4	193	15-2
Mar. 21	3t	200	16-2
Mar. 28	7	140	17-4
Apr. 4	9	119	18-5
Apr. 11	9 (tie)	104	20-6
Apr. 18	9	113	22-6
Apr. 25	9	114	22-6
May 2	8	122	24-6
May 9	1	232	26-6

\*Preseason Poll

## FINAL 2011 ASICS/VOLLEYBALL MAGAZINE MEN'S DIVISION I-II TOP 10 POLL

Poll #16 - May 10, 2011

Rk	School	2011 Points	2011 Rec	Last Week	
1	Ohio State (10)	100	26-6	.....	7
2	So. California	84	23-4	.....	1
3	UC Santa Barbara	80	18-15	.....	9
4	UC Irvine	66	20-11	.....	4
5	Brigham Young	58	20-8	.....	2
6	Stanford	52	19-9	.....	3
7	Long Beach State	38	15-14	.....	6
8	Penn State	35	22-7	.....	8
9	Hawaii	18	15-13	.....	5
10	UCLA	9	16-15	.....	10

Others Receiving Votes: Loyola-Chicago (21-8), Lewis (20-11), Mount Olive (20-7)

## 2011 OHIO STATE ASICS/VOLLEYBALL MAGAZINE POLL RANKING

Date	Rank	Points	Record
Jan. 12	7	40	0-2
Jan. 18	10	15	1-2
Jan. 25	10	17	3-2
Feb. 1	9	23	4-2
Feb. 8	6	49	6-2
Feb. 15	5	66	9-2
Feb. 22	4	69	10-2
Mar. 1	4	73	12-2
Mar. 8	4	76	14-2
Mar. 15	4	78	15-2
Mar. 22	2	85	16-2
Mar. 29	6	44	17-4
Apr. 5	6	40	18-5
Apr. 12	9	24	20-6
Apr. 19	7	33	22-6
May 10	1	100	26-6



# 2011 REVIEW

2011 RESULTS - WON 26, LOST 6, (HOME 14-0, AWAY 9-6, NEUTRAL 3-0) MIVA 11-1

Date	Rank# OS/OP	Opponent	Score	Score-by-game	Attendance	Kills	Ohio State Statistical Leaders		
							Aces	Blocks	
Jan. 9	7/3	at Pepperdine	1-3 L	20-25, 23-25, 25-20, 21-25	1,385	14 Heine, Klanac	4 Klanac	4 Sangrey	4 Sangrey
10	8t/3	at Pepperdine	2-3 L	16-25, 25-19, 20-25, 28-26, 14-16	892	16 Klanac	2 Sangrey	9 Overman	9 Overman
15	8t/-	<b>ST. FRANCIS</b>	3-0 W	25-16, 25-18, 25-19	698	11 Klanac	2 Kehoe	3 Heine	3 Heine
18	10/-	<b>GEORGE MASON</b>	3-1 W	29-27, 25-21, 20-25, 25-17	254	16 Sangrey	3 Kehoe	5 Heine	5 Heine
21	10/-	at IPFW*	3-0 W	25-15, 25-20, 25-16	896	17 Sangrey	3 Sangrey	7 Heine	7 Heine
29	9t/-	at Juniata (Div. III #2)	3-1 W	25-22, 19-25, 25-23, 25-18	1,000	23 Sangrey	2 Kehoe	5 Stewart	5 Stewart
Feb. 4	9/13	vs. Cal State Northridge (1)	3-0 W	25-14, 25-19, 25-16	1,602	15 Sangrey	1 Hock, Sangrey, Tobkin	4 Overman, Tobkin	4 Overman, Tobkin
5	9/7	vs. UC Irvine (1)	3-2 W	25-22, 23-25, 25-21, 20-25, 15-8	1,423	25 Sangrey	2 Hock	5 Overman	5 Overman
9	6/9t	<b>PENN STATE</b>	3-0 W	25-17, 25-21, 25-20	813	16 Sangrey	2 Klanac, Sangrey	2 Heine, Kehoe	2 Heine, Kehoe
10	6/-	<b>QUINCY*</b>	3-0 W	25-16, 25-17, 25-19	279	13 Berzins	1 Kehoe, Klanac	3 Tholen	3 Tholen
11	6/-	<b>QUINCY*</b>	3-0 W	25-22, 25-15, 25-21	420	15 Klanac	2 Tobkin	5 Tholen	5 Tholen
18	6/rv	at Ball State*	3-0 W	25-16, 25-21, 28-26	1,243	15 Sangrey	4 Sangrey	6 Overman	6 Overman
25	5/-	<b>IPFW*</b>	3-0 W	25-13, 25-21, 25-23	617	12 Sangrey	2 Klanac	3 Heine, Tobkin	3 Heine, Tobkin
27	5/-	<b>JUNIATA</b> (Div. III #5)	3-0 W	25-12, 25-20, 25-15	193	19 Sangrey	3 Kehoe	5 Tobkin	5 Tobkin
Mar. 4	5/14	<b>LEWIS*</b>	3-0 W	25-22, 25-20, 25-17	609	20 Sangrey	1 Klanac, Stefani	3 Heine, Klanac, Overman	3 Heine, Klanac, Overman
5	5/12	<b>LOYOLA-CHICAGO*</b>	3-1 W	25-18, 25-17, 21-25, 25-21	698	16 Heine	3 Kehoe	4 Heine, Kehoe, Overman	4 Heine, Kehoe, Overman
11	4/rv	<b>BALL STATE*</b>	3-1 W	25-21, 25-18, 15-25, 25-22	667	12 Berzins	1 Kehoe	6 Overman	6 Overman
20	4/-	at Grand Canyon*	3-0 W	25-17, 25-22, 25-16	325	9 Heine, Klanac	2 Berzins	2 Heine	2 Heine
21	4/-	at Grand Canyon*	3-0 W	25-16, 25-20, 25-16	513	9 Berzins	2 Klanac	6 Overman	6 Overman
24	3t/14	at UC San Diego	1-3 L	25-21, 22-25, 22-25, 26-28	201	24 Klanac	1 Heine, Kehoe, Klanac, Overman, Sangrey	3 Overman	3 Overman
26	3t/5	at UC Irvine	0-3 L	20-25, 22-25, 18-25	448	10 Klanac	2 Sangrey	3 Klanac, Overman	3 Klanac, Overman
Apr. 1	7/11	at Loyola-Chicago*	3-1 W	25-20, 25-27, 25-22, 25-20	1,129	19 Klanac	5 Kehoe	10 Heine	10 Heine
2	7/15	at Lewis*	1-3 L	27-25, 23-25, 19-25, 21-25	1,058	15 Heine	1 Kehoe, Tobkin	3 Kehoe, Overman	3 Kehoe, Overman
8	9/-	<b>PRINCETON</b>	3-2 W	25-17, 25-18, 22-25, 22-25, 15-9	453	9 Klanac, Sangrey, Tobkin	8 Tobkin	4 Sangrey	4 Sangrey
9	9/-	<b>PRINCETON</b>	3-0 W	25-18, 25-20, 25-12	463	10 Heine	2 Tobkin	5 Heine	5 Heine
10	9/10	at Penn State	1-3 L	21-25, 25-18, 19-25, 9-25	809	15 Sangrey	1 Tobkin	4 Kehoe	4 Kehoe
16	9t/-	at George Mason	3-0 W	25-23, 31-29, 25-16	487	15 Klanac	1 Tobkin	5 Overman	5 Overman
17	9t/-	at St. Francis	3-0 W	25-19, 25-13, 25-23	233	13 Sangrey	2 Kehoe, Sangrey	3 Heine	3 Heine
27	9/13	<b>LEWIS</b> (2)	3-1 W	20-25, 25-19, 25-16, 25-18	356	18 Sangrey	2 Klanac, Tobkin	7 Sangrey	7 Sangrey
30	9/12	<b>LOYOLA-CHICAGO</b> (3)	3-1 W	22-25, 25-20, 25-16, 25-17	631	16 Klanac, Sangrey	2 Tobkin	8 Overman	8 Overman
May 5	8/10	at Penn State (4)	3-1 W	25-18, 24-26, 25-22, 25-23	3,761	16 Klanac	1 Hock, Kehoe, Klanac	7 Overman	7 Overman
7	8/3	vs. UC Santa Barbara (5)	3-2 W	20-25, 25-20, 25-19, 22-25, 15-9	3,683	30 Sangrey	1 Hock, Klanac, Overman	10 Heine	10 Heine

-/- AVCA Coaches Div. I-II Top 15 Poll Ranking (Final Ranking #1)

\*Midwestern Intercollegiate Volleyball Association matches.

(1) hosted by Penn State

(2) MIVA Tournament Semifinals, Columbus, Ohio

(3) MIVA Tournament Championship, Columbus, Ohio

(4) NCAA Championship Semifinal at Penn State

(5) NCAA Championship at Penn State

TEAM RECORD	W-L	ATTENDANCE	MATCHES	TOTAL	AVERAGE
Overall: .....	26-6	Total:.....	32.....	23,239 .....	882
Conference: .....	11-1	Home:.....	14.....	7,151 .....	511
Home: .....	14-0	Away:.....	15.....	14,380 .....	959
Away: .....	9-6	Neutral:.....	3.....	6,708 .....	2,236
Neutral: .....	3-0				
3 games:.....	15-1				
4 games:.....	8-4				
5 games:.....	3-1				



# 2011 REVIEW

## 2010 TOURNAMENTS

### PENN STATE TOURNAMENT

Rec Hall, University Park, Pa.

#### Friday, Feb. 4

Ohio State def. Cal State Northridge, 3-0..... 25-14, 24-19, 25-16  
UC Irvine def. Penn State, 3-1..... 21-25, 14-25, 25-22, 17-25

#### Saturday, Feb. 5

Ohio State def. UC Irvine, 3-2 ..... 25-22, 23-25, 25-21, 20-25, 15-8  
Penn State def. Cal State Northridge, 3-0..... 25-19, 25-22, 26-24

#### Standings

1. Ohio State ..... 2-0
2. UC Irvine ..... 1-1
- Penn State..... 1-1
4. Cal State Northridge..... 0-2

### 2011 MIVA TOURNAMENT

Played at higher seeds

#### Quarterfinals (#indicates seeding)

#1 Ohio State-Bye

#### Saturday, April 22

#4 Lewis def. #5 IPFW, 3-2 ..... 25-20, 23-25, 25-22, 25-27, 17-15

#### Saturday, April 23

#6 Quincy def. #3 Ball State, 3-1..... 17-25, 25-21, 25-20, 26-24

#2 Loyola-Chicago def. #7 Grand Canyon, 3-0.....

..... 25-15, 20-22, 25-14

#### Semifinals

#### Wednesday, April 27

#1 Ohio State def. #4 Lewis, 3-1 ..... 20-25, 25-19, 25-16, 25-18

#2 Loyola-Chicago def. #6 Quincy, 3-1 .25-19, 25-21, 22-25, 25-19

#### Championship

#### Saturday, April 30

#1 Ohio State def. #2 Loyola-Chicago, 3-1 .....

..... 22-25, 25-20, 25-16, 25-17

### 2011 MIVA ALL-TOURNAMENT TEAM

Joseph Smalzer, Loyola-Chicago

Mike Bunting, Loyola-Chicago

**Steven Kehoe, Ohio State**

**Shawn Sangrey, Ohio State**

**John Klanac, Ohio State**

**Jason Tobkin, Ohio State**

**Most Outstanding Player:**

**Steven Kehoe, Ohio State**

**Championship**

### 2011 NCAA CHAMPIONSHIP

Rec Hall, University Park, Pa.

#### Semifinals (#indicates seed)

#### Thursday, May 5

#4 UC Santa Barbara def. #1 Southern California, 3-1

..... 29-27, 24-26, 25-15, 25-18

#3 Ohio State def. #2 Penn State, 3-1

..... 25-18, 24-26, 25-22, 25-23

#### Championship

#### Saturday, May 7

#3 Ohio State def. #4 UC Santa Barbara, 3-2

..... 20-25, 25-20, 25-19, 22-25, 15-9

### NCAA ALL-TOURNAMENT TEAM

Cullen Irons, UC Santa Barbara

Joe Sunder, Penn State

Tri Bourne, Murphy Troy, Southern California

Shawn Sangrey, John Klanac, Ohio State

#### Most Outstanding Player:

Steven Kehoe, Ohio State



# 2011 REVIEW

2011 OVERALL STATISTICS - WON 26, LOST 6 (HOME 14-0, AWAY 9-6, NEUTRAL 3-0)

Name	ATTACK								SET				SERVE				
	SP	MP	MS	K	K/Set	E	TA	Pct	A	A/Set	TA	Pct	SA	SA/Set	SE	TA	Pct
Shawn Sangrey	97	28	27	380	3.92	148	798	.291	10	.10	57	.175	33	.34	67	399	.832
*John Klanac	111	32	32	372	3.35	123	732	.340	23	.21	123	.187	24	.22	66	413	.840
*Kevin Heine	108	31	30	242	2.24	57	400	.463	21	.19	52	.404	2	.02	9	276	.967
*Jason Tobkin	105	31	25	163	1.55	60	387	.266	15	.14	153	.098	27	.26	58	357	.838
Grayson Overman	96	29	29	155	1.61	29	272	.463	16	.17	49	.327	8	.08	54	241	.776
Mik Berzins	114	32	12	128	1.12	42	271	.317	28	.25	201	.139	8	.07	35	189	.815
*Steven Kehoe	114	32	32	44	.39	10	99	.343	1318	11.56	2109	.625	33	.29	75	423	.823
*Mike Stewart	18	8	3	36	2.00	5	48	.646	1	.06	1	1.000	0	.00	0	55	1.000
John Tholen	13	7	2	29	2.23	8	48	.438	1	.08	1	1.000	1	.08	1	32	.969
Nick Gibson	9	7	0	11	1.22	10	29	.034	0	.00	1	.000	2	.22	6	20	.700
Anthony Hock	107	31	0	6	.06	4	14	.143	6	.06	89	.067	7	.07	27	110	.755
Mike Stefani	37	19	0	5	.14	7	19	-.105	0	.00	6	.000	2	.05	18	63	.714
*Sean Martin	23	10	0	0	.00	0	0	.000	0	.00	6	.000	2	.09	1	34	.971
Dale Freier	1	1	0	1	1.00	0	2	.500	0	.00	1	.000	0	.00	1	1	.000
Kyle Lawrence	4	4	0	0	.00	0	0	.000	30	7.50	35	.857	0	.00	0	11	1.000
Derek Kues	60	26	0	0	.00	0	0	.000	2	.03	4	.500	0	.00	2	98	.980
Michael Piechowski	2	1	0	0	.00	0	0	.000	0	.00	5	.000	0	.00	0	0	.000
Rhett Cash	1	1	0	0	.00	0	0	.000	0	.00	6	.000	0	.00	0	0	.000
<b>Ohio State</b>	<b>116</b>	<b>32</b>	<b>32</b>	<b>1572</b>	<b>13.55</b>	<b>503</b>	<b>3119</b>	<b>.343</b>	<b>1471</b>	<b>12.68</b>	<b>2899</b>	<b>.507</b>	<b>149</b>	<b>1.28</b>	<b>420</b>	<b>2722</b>	<b>.846</b>
<b>Opponents</b>	<b>116</b>	<b>32</b>	<b>32</b>	<b>1319</b>	<b>11.37</b>	<b>601</b>	<b>3161</b>	<b>.227</b>	<b>1248</b>	<b>10.76</b>	<b>2969</b>	<b>.420</b>	<b>106</b>	<b>0.91</b>	<b>374</b>	<b>2403</b>	<b>.844</b>

Name	RECEPTIONS				DIGS		BLOCKING							
	S	RE	TA	Pct	DIG	Dig/S	BS	BA	Total	Bik/S	BE	BHE	POINTS	Pts/Set
Sangrey, Shawn	97	1	1	.000	157	1.62	3	67	70	.72	2	1	449.5	4.63
*Klanac, John	111	21	481	.956	138	1.24	9	47	56	.50	11	1	428.5	3.86
*Heine, Kevin	108	0	2	1.000	25	.23	7	99	106	.98	4	0	300.5	2.78
*Tobkin, Jason	105	21	522	.960	148	1.41	7	51	58	.55	8	0	222.5	2.12
Overman, Grayson	96	1	19	.947	27	.28	9	96	105	1.09	15	0	220.0	2.29
Berzins, Mik	114	33	714	.954	210	1.84	2	23	25	.22	3	1	149.5	1.31
*Kehoe, Steven	114	2	3	.333	190	1.67	7	66	73	.64	2	9	117.0	1.03
*Stewart, Mike	18	1	1	.000	5	.28	0	12	12	.67	1	0	42.0	2.33
Tholen, John	13	0	0	.000	4	.31	5	7	12	.92	1	0	38.5	2.96
Gibson, Nick	9	0	4	1.000	2	.22	1	3	4	.44	0	0	15.5	1.72
Hock, Anthony	107	12	222	.946	85	.79	0	1	1	.01	0	0	13.5	.13
Stefani, Mike	37	0	8	1.000	6	.16	0	1	1	.03	0	0	7.5	.20
*Martin, Sean	23	0	7	1.000	3	.13	0	0	0	.00	0	0	2.0	.09
Freier, Dale	1	0	0	.000	1	1.00	0	0	0	.00	0	0	1.0	1.00
Piechowski, Michael	2	1	11	.909	2	1.00	0	0	0	.00	0	0	.0	.00
Cash, Rhett	1	1	12	.917	2	2.00	0	0	0	.00	0	1	.0	.00
Kues, Derek	60	0	1	1.000	11	.18	0	0	0	.00	0	0	.0	.00
Lawrence, Kyle	4	0	0	.000	2	.50	0	0	0	.00	1	2	.0	.00
TEAM		12												
<b>Ohio State</b>	<b>116</b>	<b>106</b>	<b>2022</b>	<b>.948</b>	<b>1018</b>	<b>8.78</b>	<b>50</b>	<b>473</b>	<b>286.5</b>	<b>2.47</b>	<b>48</b>	<b>15</b>	<b>2007.5</b>	<b>17.31</b>
<b>Opponents</b>	<b>116</b>	<b>149</b>	<b>2291</b>	<b>.935</b>	<b>814</b>	<b>7.02</b>	<b>57</b>	<b>452</b>	<b>283.0</b>	<b>2.44</b>	<b>28</b>	<b>21</b>	<b>1708.0</b>	<b>14.72</b>

\*not returning for 2012

Season Bests	Individual	Team
Kills	30 Shawn Sangrey, vs. UC Santa Barbara (NCAA), 5-7	74 vs. UC Santa Barbara (NCAA), 5-7
Attacks	54 Shawn Sangrey, vs. UC Santa Barbara (NCAA), 5-7	149 vs. UC Santa Barbara (NCAA), 5-7
Percentage	1.000 (13-0-13) Mik Berzins, Quincy, 2-10	.574 (40-5-61) St. Francis, 1-15
Assists	65 Steve Kehoe, vs. UC Santa Barbara (NCAA), 5-7	71 vs UC Irvine at Penn State, 2-5
Aces	8 Jason Tobkin, Princeton, 4-8	13 Princeton, 4-8
Digs	18 Steven Kehoe, vs UC Irvine at Penn State, 2-5	52 at UC San Diego, 3-24
Solo Blocks	3 John Tholen, Quincy, 2-10	5 Quincy, 2-10
Assist Blocks	10 Kevin Heine, at Loyola-Chicago, 4-1	31 vs. UC Santa Barbara (NCAA), 5-7
Total Blocks	10 (0-10) Kevin Heine, at Loyola-Chicago, 4-1	16.5 (1-31) vs. UC Santa Barbara (NCAA), 5-7
Points	32.5 (30-0-0-5) Shawn Sangrey, vs. UC Santa Barbara (NCAA), 5-7	93.5 (74-3-1-31) vs. UC Santa Barbara (NCAA), 5-7





# 2011 REVIEW

2011 MIVA STATISTICS - WON 11, LOST 1 (HOME 6-0, AWAY 5-1) MIVA REGULAR SEASON CHAMPIONS

Name	ATTACK								SET				SERVE				
	SP	MP	MS	K	K/Set	E	TA	Pct	A	A/Set	TA	Pct	SA	SA/Set	SE	TA	Pct
*John Klanac	39	12	12	126	3.23	53	259	.282	10	.26	55	.182	10	.26	24	138	.826
Shawn Sangrey	26	9	9	100	3.85	39	231	.264	2	.08	23	.087	12	.46	14	117	.880
*Kevin Heine	36	11	10	83	2.31	16	135	.496	8	.22	17	.471	1	.03	3	89	.966
Mik Berzins	40	12	7	66	1.65	16	128	.391	9	.22	86	.105	5	.12	17	88	.807
Grayson Overman	33	11	11	52	1.58	10	105	.400	5	.15	19	.263	2	.06	15	77	.805
*Jason Tobkin	35	11	8	51	1.46	26	149	.168	2	.06	39	.051	8	.23	20	136	.853
*Steven Kehoe	39	12	12	14	.36	2	31	.387	432	11.08	691	.625	15	.38	25	163	.847
John Tholen	7	3	2	16	2.29	3	24	.542	1	.14	1	1.000	0	.00	1	19	.947
*Mike Stewart	5	3	1	10	2.00	0	14	.714	0	.00	0	.000	0	.00	0	20	1.000
Mike Stefani	19	10	0	4	.21	4	10	.000	0	.00	1	.000	1	.05	5	27	.815
Nick Gibson	3	3	0	3	1.00	4	12	-.083	0	.00	0	.000	0	.00	1	4	.750
Anthony Hock	34	11	0	0	.00	0	1	.000	2	.06	28	.071	1	.03	5	25	.800
*Sean Martin	14	6	0	0	.00	0	0	.000	0	.00	2	.000	1	.07	1	23	.957
Rhett Cash	1	1	0	0	.00	0	0	.000	0	.00	6	.000	0	.00	0	0	.000
Derek Kues	17	9	0	0	.00	0	0	.000	1	.06	2	.500	0	.00	0	40	1.000
Michael Piechowski	2	1	0	0	.00	0	0	.000	0	.00	5	.000	0	.00	0	0	.000
Kyle Lawrence	2	2	0	0	.00	0	0	.000	16	8.00	19	.842	0	.00	0	8	1.000
<b>Ohio State</b>	<b>40</b>	<b>12</b>	<b>12</b>	<b>525</b>	<b>13.12</b>	<b>173</b>	<b>1099</b>	<b>.320</b>	<b>488</b>	<b>12.20</b>	<b>994</b>	<b>.491</b>	<b>56</b>	<b>1.40</b>	<b>131</b>	<b>974</b>	<b>.866</b>
<b>Opponents</b>	<b>40</b>	<b>12</b>	<b>12</b>	<b>452</b>	<b>11.30</b>	<b>247</b>	<b>1141</b>	<b>.180</b>	<b>432</b>	<b>10.80</b>	<b>1066</b>	<b>.405</b>	<b>36</b>	<b>0.90</b>	<b>133</b>	<b>819</b>	<b>.838</b>

Name	RECEPTIONS				DIGS		BLOCKING							
	S	RE	TA	Pct	DIG	Dig/S	BS	BA	Total	Bik/S	BE	BHE	POINTS	Pts/Set
*John Klanac	39	10	160	.938	53	1.36	3	16	19	.49	4	0	147.0	3.77
Shawn Sangrey	26	0	0	.000	53	2.04	1	16	17	.65	0	1	121.0	4.65
*Kevin Heine	36	0	2	1.000	8	.22	2	42	44	1.22	1	0	107.0	2.97
Mik Berzins	40	8	268	.970	77	1.92	1	18	19	.47	1	0	81.0	2.03
Grayson Overman	33	0	8	1.000	11	.33	5	32	37	1.12	5	0	75.0	2.27
*Jason Tobkin	35	3	130	.977	44	1.26	3	16	19	.54	3	0	70.0	2.00
*Steven Kehoe	39	1	1	.000	61	1.56	3	26	29	.74	1	4	45.0	1.15
John Tholen	7	0	0	.000	4	.57	5	4	9	1.29	0	0	23.0	3.29
*Mike Stewart	5	0	0	.000	2	.40	0	2	2	.40	1	0	11.0	2.20
Mike Stefani	19	0	5	1.000	3	.16	0	1	1	.05	0	0	5.5	.29
Nick Gibson	3	0	1	1.000	0	.00	1	2	3	1.00	0	0	5.0	1.67
Anthony Hock	34	4	77	.948	38	1.12	0	0	0	.00	0	0	1.0	.03
*Sean Martin	14	0	0	.000	3	.21	0	0	0	.00	0	0	1.0	.07
Kyle Lawrence	2	0	0	.000	1	.50	0	0	0	.00	1	1	.0	.00
Michael Piechowski	2	1	11	.909	2	1.00	0	0	0	.00	0	0	.0	.00
Rhett Cash	1	1	12	.917	2	2.00	0	0	0	.00	0	1	.0	.00
Derek Kues	17	0	0	.000	4	.24	0	0	0	.00	0	0	.0	.00
TEAM		8												
<b>Ohio State</b>	<b>40</b>	<b>36</b>	<b>683</b>	<b>.947</b>	<b>366</b>	<b>9.15</b>	<b>24</b>	<b>175</b>	<b>111.5</b>	<b>2.79</b>	<b>17</b>	<b>7</b>	<b>692.5</b>	<b>17.31</b>
<b>Opponents</b>	<b>40</b>	<b>56</b>	<b>836</b>	<b>.933</b>	<b>311</b>	<b>7.78</b>	<b>20</b>	<b>177</b>	<b>108.5</b>	<b>2.71</b>	<b>5</b>	<b>9</b>	<b>596.5</b>	<b>14.91</b>

\*not returning for 2012



# 2011 REVIEW

2011 MIVA TOURNAMENT STATISTICS - WON 2, LOST 0 (HOME 2-0) MIVA TOURNAMENT CHAMPIONS

Name	ATTACK								SET				SERVE				
	SP	MP	MS	K	K/Set	E	TA	Pct	A	A/Set	TA	Pct	SA	SA/Set	SE	TA	Pct
Shawn Sangrey	8	2	2	34	4.25	15	72	.264	3	0.38	4	.750	2	0.25	7	39	.821
*John Klanac	8	2	2	27	3.38	7	44	.455	2	0.25	19	.105	3	0.38	8	43	.814
*Jason Tobkin	8	2	2	16	2.00	0	32	.500	1	0.12	31	.032	4	0.50	6	33	.818
*Kevin Heine	8	2	2	17	2.12	5	31	.387	1	0.12	1	1.000	0	0.00	0	13	1.000
Grayson Overman	8	2	2	7	0.88	1	15	.400	1	0.12	5	.200	0	0.00	5	18	.722
*Steven Kehoe	8	2	2	5	0.62	0	9	.556	95	11.88	103	.922	1	0.12	4	27	.852
Anthony Hock	8	2	0	0	0.00	0	0	.000	0	0.00	0	.000	0	0.00	5	10	.500
Mik Berzins	8	2	0	0	0.00	0	0	.000	0	0.00	17	.000	0	0.00	0	0	.000
Derek Kues	6	2	0	0	0.00	0	0	.000	0	0.00	0	.000	0	0.00	1	7	.857
<b>Ohio State</b>	<b>8</b>	<b>2</b>	<b>2</b>	<b>106</b>	<b>13.25</b>	<b>28</b>	<b>203</b>	<b>.384</b>	<b>103</b>	<b>12.88</b>	<b>180</b>	<b>.572</b>	<b>10</b>	<b>1.25</b>	<b>36</b>	<b>190</b>	<b>.811</b>
<b>Opponents</b>	<b>8</b>	<b>2</b>	<b>2</b>	<b>86</b>	<b>10.75</b>	<b>47</b>	<b>215</b>	<b>.181</b>	<b>85</b>	<b>10.62</b>	<b>191</b>	<b>.445</b>	<b>4</b>	<b>0.50</b>	<b>27</b>	<b>158</b>	<b>.829</b>

Name	RECEPTIONS				DIGS		BLOCKING						POINTS	Pts/Set
	S	RE	TA	Pct	DIG	Dig/S	BS	BA	Total	Bik/S	BE	BHE		
Shawn Sangrey	8	0	0	.000	9	1.12	0	7	7	0.88	0	0	39.5	4.94
*John Klanac	8	1	28	.964	12	1.50	2	2	4	0.50	2	0	33.0	4.12
*Jason Tobkin	8	0	53	1.000	10	1.25	2	3	5	0.62	1	0	23.5	2.94
*Kevin Heine	8	0	0	.000	1	0.12	0	7	7	0.88	0	0	20.5	2.56
Grayson Overman	8	0	3	1.000	2	0.25	2	10	12	1.50	1	0	14.0	1.75
*Steven Kehoe	8	0	0	.000	13	1.62	0	8	8	1.00	0	2	10.0	1.25
Anthony Hock	8	0	0	.000	2	0.25	0	0	0	0.00	0	0	0.0	0.00
Mik Berzins	8	2	46	.957	15	1.88	0	0	0	0.00	0	0	0.0	0.00
Derek Kues	6	0	0	.000	0	0.00	0	0	0	0.00	0	0	0.0	0.00
TEAM		1												
<b>Ohio State</b>	<b>8</b>	<b>4</b>	<b>131</b>	<b>.969</b>	<b>64</b>	<b>8.00</b>	<b>6</b>	<b>37</b>	<b>24.5</b>	<b>3.06</b>	<b>4</b>	<b>2</b>	<b>140.5</b>	<b>17.56</b>
<b>Opponents</b>	<b>8</b>	<b>10</b>	<b>154</b>	<b>.935</b>	<b>57</b>	<b>7.12</b>	<b>6</b>	<b>15</b>	<b>13.5</b>	<b>1.69</b>	<b>5</b>	<b>2</b>	<b>103.5</b>	<b>12.94</b>

\*not returning for 2012

2011 NCAA STATISTICS - WON 2, LOST - (AWAY 1-0, NEUTRAL 1-0) NCAA CHAMPIONS

Name	ATTACK								SET				SERVE				
	SP	MP	MS	K	K/Set	E	TA	Pct	A	A/Set	TA	Pct	SA	SA/Set	SE	TA	Pct
Shawn Sangrey	9	2	2	45	5.00	17	88	.318	0	0.00	2	.000	0	0.00	6	30	.800
*John Klanac	9	2	2	31	3.44	13	70	.257	1	0.11	4	.250	2	0.22	10	35	.714
*Jason Tobkin	9	2	2	21	2.33	8	44	.295	1	0.11	2	.500	0	0.00	7	28	.750
*Kevin Heine	9	2	2	17	1.89	7	35	.286	2	0.22	4	.500	0	0.00	2	27	.926
Grayson Overman	9	2	2	14	1.56	1	23	.565	1	0.11	2	.500	1	0.11	6	27	.778
*Steven Kehoe	9	2	2	1	0.11	1	2	.000	116	12.89	235	.494	1	0.11	9	32	.719
Anthony Hock	9	2	0	0	0.00	0	0	.000	0	0.00	0	.000	2	0.22	5	12	.583
Mik Berzins	9	2	0	0	0.00	0	0	.000	2	0.22	10	.200	0	0.00	0	0	.000
Derek Kues	7	2	0	0	0.00	0	0	.000	0	0.00	1	.000	0	0.00	0	13	1.000
<b>Ohio State</b>	<b>9</b>	<b>2</b>	<b>2</b>	<b>129</b>	<b>14.33</b>	<b>47</b>	<b>262</b>	<b>.313</b>	<b>123</b>	<b>13.67</b>	<b>260</b>	<b>.473</b>	<b>6</b>	<b>0.67</b>	<b>45</b>	<b>204</b>	<b>.779</b>
<b>Opponents</b>	<b>9</b>	<b>2</b>	<b>2</b>	<b>89</b>	<b>9.89</b>	<b>50</b>	<b>232</b>	<b>.168</b>	<b>83</b>	<b>9.22</b>	<b>232</b>	<b>.358</b>	<b>5</b>	<b>0.56</b>	<b>18</b>	<b>189</b>	<b>.905</b>

Name	RECEPTIONS				DIGS		BLOCKING						POINTS	Pts/Set
	S	RE	TA	Pct	DIG	Dig/S	BS	BA	Total	Bik/S	BE	BHE		
Shawn Sangrey	9	1	1	.000	14	1.56	0	11	11	1.22	0	0	50.5	5.61
*John Klanac	9	1	60	.983	12	1.33	0	8	8	0.89	1	0	37.0	4.11
*Kevin Heine	9	0	0	.000	1	0.11	1	14	15	1.67	1	0	25.0	2.78
*Jason Tobkin	9	1	50	.980	9	1.00	0	8	8	0.89	0	0	25.0	2.78
Grayson Overman	9	0	1	1.000	2	0.22	0	11	11	1.22	0	0	20.5	2.28
*Steven Kehoe	9	0	0	.000	15	1.67	1	6	7	0.78	0	0	6.0	0.67
Anthony Hock	9	0	0	.000	2	0.22	0	0	0	0.00	0	0	2.0	0.22
Mik Berzins	9	2	59	.966	19	2.11	0	0	0	0.00	0	0	0.0	0.00
Derek Kues	7	0	0	.000	2	0.29	0	0	0	0.00	0	0	0.0	0.00
<b>Ohio State</b>	<b>9</b>	<b>5</b>	<b>171</b>	<b>.971</b>	<b>76</b>	<b>8.44</b>	<b>2</b>	<b>58</b>	<b>31.0</b>	<b>3.44</b>	<b>2</b>	<b>0</b>	<b>166.0</b>	<b>18.44</b>
<b>Opponents</b>	<b>9</b>	<b>6</b>	<b>159</b>	<b>.962</b>	<b>68</b>	<b>7.56</b>	<b>3</b>	<b>42</b>	<b>24.0</b>	<b>2.67</b>	<b>4</b>	<b>3</b>	<b>118.0</b>	<b>13.11</b>

\*not returning for 2012



# FORMER BUCKEYES

## 1 STEVEN KEHOE

S, 6-3, Cincinnati, Ohio



**CAREER RANKINGS:** Ranks fifth in assists with 4,012 ... seventh in assists per game at 11.14 ... fifth in aces with 97 ... seventh in aces per set at .27 ... tied for seventh in digs with 595 ... 12th in digs per set at 1.65 ... 17th in solo blocks with 34.

**2011 (5TH-YEAR, SENIOR ELIGIBILITY):** NCAA CHAMPIONS ... Started 32 matches

... NCAA Tournament Most Outstanding Player ... NCAA All-Tournament ... Sports Imports/AVCA National Player of the Week for his play in the NCAA championship ... MIVA Tournament Most Outstanding Player ... MIVA All-Tournament ... AVCA first team All-American ... First team MIVA All-Conference ... MIVA Player of the Year ... Preseason All-Midwestern Intercollegiate Volleyball Association All-Conference Selection ... named the MIVA Defensive Player of the Week against Cal State Northridge and UC Irvine ... named the MIVA Defensive Player of the Week against IPFW and Juniata ... named the MIVA Defensive Player of the Week against for his play in the MIVA Tournament ... nationally ranked fifth in assists per set at 11.56 ... MIVA conference statistical champion with an 11.08 assists per set average ... MIVA Academic All-Conference ... Big Ten Medal of Honor ... won a Corwin A. Gergus Memorial Award scholarship ... Ohio State Scholar Athlete ... Academic All-Big Ten ... named the Ohio State Male Athlete of the Year.

**2010 (SENIOR SEASON, JUNIOR ELIGIBILITY):** Preseason All-Midwestern Intercollegiate Volleyball Association Selection ... started all 30 matches ... named the Sports Imports/American Volleyball Coaches Association Division I-II National Player of the Week and MIVA Offensive Player of the Week in the win at Penn State ... Ohio State Scholar Athlete ... MIVA Academic All-Conference ... National Strength and Conditioning Association All-American Strength and Conditioning Athlete of the Year ... MIVA Player of the Year and a first team all-conference selection ... AVCA second team All-American ... MIVA All-Tournament Championship team ... five double-doubles (assists-digs) matches ... ranked fifth nationally in assists per game at 13.38 and tied for 15th in aces per game at .37 ... named an AVCA and Asics/Volleyball Magazine second team All-American.

**2009 (JUNIOR SEASON, SOPHOMORE ELIGIBILITY):** 2009 MIVA First Team All-Conference ... Ohio State Scholar-Athlete ... MIVA Academic All-Conference ... Academic All-Big Ten ... MIVA statistical champion in league statistics with a 12.75 assists per game average ... nationally ranked 10th in assists per game at 12.69, 33rd in digs per game at 2.06 and 67th in blocks per game at .84 ... double-figure digs in five matches ... started all 27 matches ... averages 12.69 assists per game ... ranks second on the team with a 2.06 digs per game average ... fourth on the squad in aces per game at .21 with 20 ... ranks third for OSU in blocks per game at .84 with 14 solos and 67 assist blocks ... hitting .247 on the season ... averages 1.12 points and .42 kills on the season ... career-high six kills and 69 assists at St. Francis ... hit a career-high .833 (5-0-6) attack percentage at Ball State ... career-high three ace serves at Loyola-Chicago ... career-high 18 digs against George Mason ... career-high two solo blocks at St. Francis and in both the home and away matches with George Mason ... career-high seven total blocks (1-6) against Quincy (Feb. 19) ... career-high six

assist blocks against Quincy (Feb. 19) ... career-high 11.5 points at St. Francis.

**2008 (SOPHOMORE SEASON, FRESHMAN ELIGIBILITY):** Ohio State Scholar-Athlete ... MIVA All-Academic ... Academic All-Big Ten ... played in 25 matches ... season-high 29 assists and 10 digs at St. Francis.

**2007 (FRESHMAN SEASON):** Redshirt, did not play.

**SAINT XAVIER HIGH SCHOOL:** Played volleyball and golf ... first team Greater Catholic League ... first team South Region ... Regional Player of the Year ... first team All-State ... "Mr. Volleyball 2006" ... National Honor Society ... National Latin Honor Society.

**CINCINNATI ATTACK CLUB:** Coached by Steve Kehoe.

**PERSONAL:** Full name is Steven Charles Kehoe, Jr. ... son of Steve and Amy Kehoe ... has one brother, Seth and one sister, Bryn ... enjoys golf, basketball, football and reading ... participated in Big Brothers and Companion Scholars Program ... chose Ohio State for the combination of a top Division I athletic program and a reputable business program.



# FORMER BUCKEYES

## 2 KEVIN HEINE MB, 6-5, St. Louis, Mo.



**CAREER RANKINGS:** Ranks fourth in attack percentage at .465 ... sixth in assist blocks with 342 ... eighth in total blocks with 367 (25-342) ... 12th in blocks per set at 1.12.

**2011 (5TH-YEAR, SENIOR ELIGIBILITY):** NCAA CHAMPIONS ... Started 30 matches playing in 31 ... First team MIVA All-Conference ... nationally ranked 27th at .98 blocks

per set ... MIVA Academic All-Conference ... Ohio State Scholar Athlete ... Academic All-Big Ten.

**2010 (SENIOR SEASON, JUNIOR ELIGIBILITY):** Preseason All-Midwestern Intercollegiate Volleyball Association selection ... started and played in 26 matches ... Ohio State Scholar Athlete ... MIVA Academic All-Conference ... MIVA second team all-conference selection ... Conference statistical champion in hitting percentage at .511 ... double-figure points in 13 matches and double-figure kills in five ... ranked 38th nationally in blocks per game at 1.07.

**2009 (JUNIOR SEASON, SOPHOMORE ELIGIBILITY):** MIVA Tournament Most Valuable Player ... Ohio State Scholar-Athlete ... MIVA Academic All-Conference ... Academic All-Big Ten ... named the MIVA Player of the Week for his play in the MIVA Tournament ... co-MIVA statistical champion in league statistics with a .500 attack percentage ... ranked fifth in MIVA league statistics with a 1.12 blocks per game average ... nationally ranked fifth in attack percentage at .454 and 18th in blocks per game at 1.25 ... double-figure kills in seven matches ... played in 25 matches with 21 starts ... leads the team in attack percentage at .454 ... fifth in points (3.07) and fourth in kills (2.38) per game on the squad ... ranks second on the team in blocks per game at 1.25 with eight solos and a team-high 87 assist blocks ... career-high 15 kills at St. Francis ... career-high .833 (10-0-12) attack percentage at IPFW ... equaled career-high of three digs against George Mason and Southern California (in Hawaii) ... season-high seven total blocks (1-7) against Quincy (Feb. 19), George Mason (0-7) and Ball State (2-5) ... season-high seven assist blocks against George Mason ... career-high 17.5 points against Stanford.

**2008 (SOPHOMORE SEASON, FRESHMAN ELIGIBILITY):** Ohio State Scholar-Athlete ... MIVA All-Academic ... Academic All-Big Ten ... played in 18 matches with 15 starts ... season-high 13 kills against Loyola-Chicago ... career-high 10 blocks (0-10) at UC Irvine (3-1-08) ... double-figure kills in four matches ... hit a season-high .700 (7-0-10) against Long Beach State (2-23-08).

**2007 (FRESHMAN SEASON):** Redshirt, did not play.

**SAINT LOUIS UNIVERSITY HIGH SCHOOL:** Played volleyball for Paul Scovill and football ... 2003 state champions ... 2006 state runner-up ... a St. Louis All-Metro selection in 2006 ... ranks fifth in career kills ... scholar-athlete ... National Honor Society ... President's Ambassadors.

**STL HIGH PERFORMANCE CLUB:** Coached by Scott Mebruer.

**PERSONAL:** Son of Edward Heine and Maureen McCuen ... has three sisters, Colleen, Bridget and Darcy and three stepsisters, Christy, Julie and Ginny ... enjoys golf, basketball and watching Seinfeld and Cardinals baseball ... chose Ohio State because of the pride and spirit and because of the high academic reputation.

## 12 JASON TOBKIN OH, 6-7, Fairfield, Ohio



**CAREER RANKINGS:** Ranks tied for 14th in aces with 64 ... 15th in aces per set at .22.

**2011 (5TH-YEAR, SENIOR ELIGIBILITY):** NCAA CHAMPIONS ... Played in 31 matches with 25 starts and two at libero ... MIVA All-Tournament ... switched to libero for final four sets in second Pepperdine match ... set

an Ohio State match record with eight ace serves, playing in four sets against Princeton (April 8) ... MIVA Academic All-Conference ... Ohio State Scholar Athlete ... Academic All-Big Ten.

**2010 (SENIOR SEASON, JUNIOR ELIGIBILITY):** Played in 26 matches with 10 starts ... recipient of the Big Ten Distinguished Scholar Award ... Ohio State Scholar Athlete ... Midwestern Intercollegiate Volleyball Association Academic All-Conference ... double-figure points in three matches, double-figure kills in one.

**2009 (JUNIOR SEASON, SOPHOMORE ELIGIBILITY):** Ohio State Scholar-Athlete ... MIVA Academic All-Conference ... Academic All-Big Ten ... played in 19 matches with two starts ... season averages of .88 points and .56 kills per game ... averages .12 aces, .76 digs, 41 blocks per game ... has a .946 serve reception percentage ... season-high six kills at Hawaii ... season-high five digs at Hawaii ... season-high five total blocks (0-5) at Hawaii ... season-high five assist blocks at Hawaii ... season-high 8.5 points at Hawaii.

**2008 (SOPHOMORE SEASON, FRESHMAN ELIGIBILITY):** Ohio State Scholar-Athlete ... MIVA All-Academic ... Academic All-Big Ten ... played in 27 matches with 19 starts ... started the final 14 matches of the season ... career-high 16 kills at IPFW ... career-high 11 digs against Ball State ... career-high eight blocks (0-8) at UC Irvine (3-1-08) ... career-high three aces, twice, the last against Rutgers-Newark ... double-figure kills in seven matches.

**2007 (FRESHMAN SEASON):** Redshirt, did not play.

**FAIRFIELD HIGH SCHOOL:** Played basketball (freshman) and volleyball ... coached by Brad Krupinskie as a freshmen and senior, Laura Stammer as a sophomore and junior ... three time Greater Miami Conference first team all-conference ... 2004 and 2005 GMC Player of the Year ... 2003 honorable mention regional all-star ... 2004 second team regional all-star ... 2004 honorable mention all-state ... 2005 second team all-state ... 2005 United States Marine Corps Distinguished Athletic Award ... honor roll ... 2005 President's Education Award of Outstanding Academic Excellence ... three-time GMC All-Academic Award ... graduated spring 2005 and delayed Ohio State enrollment until fall of 2006.

**CINCINNATI CLASSICS:** Coached by Sandy Grannen.

**PERSONAL:** Son of Paul and Jutta Tobkin ... has one sister, Yusun ... enjoys sports in general and being with family and friends ... after high school graduation did one year of church volunteer work ... chose Ohio State because it is a great school and tradition, great volleyball program.



# FORMER BUCKEYES

## 8 JOHN KLANAC OH, 6-5, Orchard Park, N.Y.



**CAREER RANKINGS:** Ranks 12th in points with 1,217.5 ... 18th in points per set at 3.70 ... 10th in kills with 1,048 ... 19th in kills per set at 3.19 ... 12th in aces with 70 ... 18th in aces per set at .21.

**2011 (5TH-YEAR, SENIOR ELIGIBILITY):** NCAA CHAMPIONS ... NCAA All-Tournament ... Started 32 matches ... MIVA All-Tournament ... First team MIVA All-Conference ... Preseason All-Midwestern Intercollegiate Volleyball Association All-Conference Selection ... Named the MIVA Offensive Player of the Week and the Ohio State Athlete of the Week for his play at #11 Loyola-Chicago and #15 Lewis ... ranked 13th nationally in attack percentage at .340.

**2010 (SENIOR SEASON, JUNIOR ELIGIBILITY):** Preseason All-Midwestern Intercollegiate Volleyball Association selection ... started and played in 28 matches ... Outrigger Hotels Invitational All-Tournament Team ... Volleyball Hall of Fame/Morgan Classic All-Tournament Team ... MIVA first team all-conference selection ... MIVA All-Tournament Championship team ... double-figure kills in 22 matches, double-figure points in 23 matches ... nationally ranked 23rd in kills per game at 3.96.

**2009 (JUNIOR SEASON, SOPHOMORE ELIGIBILITY):** MIVA Second Team All-Conference ... MIVA All-Tournament ... 11 matches with double-figure kills ... played and started in 21 matches ... third on the squad in points (3.48) and kills (2.84) per game ... fifth in attack percentage at .272 ... team leader in aces per game at .24 with 18 ... fourth on the squad in blocks per game at .69 with eight solos and 44 assist blocks ... fourth on the team in digs per game at 1.31 ... has a .940 serve reception percentage ... career-high 18 kills against George Mason ... hit a career-high .600 (9-0-15) against George Mason ... career-high four ace serves against Quincy (Feb. 19) ... career-high nine digs against Lewis ... career-high three solo blocks against Lewis ... career-high five assist blocks at Rutgers-Newark ... career-high six total blocks (3-3) against Lewis ... career-high 21 points against George Mason.


**2008 (SOPHOMORE SEASON, FRESHMAN ELIGIBILITY):** Played in 18 matches with nine starts ... missed eight matches before returning against Mercyhurst ... season-high 11 kills against St. Francis and at Quincy (1-26-08) ... season-high seven digs against Loyola-Chicago ... season-high 12.5 points against St. Francis, at Quincy (1-26-08) and at Mercyhurst ... hit a season-high .364 (5-1-11) at Ball State.

**2007 (FRESHMAN SEASON):** Redshirt, did not play.

**USA VOLLEYBALL:** 2005 USA Volleyball Youth National Boy's A2 Team ... 2006 USA Volleyball Junior National Men's A2 Team.

**ORCHARD PARK HIGH SCHOOL:** Played volleyball and basketball ... volleyball coach was Matt Lexner ... volleyball co-captain in 2004 and 2005 ... reached sectional semifinals in 2004 and 2005 ... all WNY Division I ECIC in 2005 ... all WNT fist team Division I ECIC in 2004 ... 2003 Divisional Champions (NYS Champion Run-

## 21 SEAN MARTIN L, 5-9, Avon Lake, Ohio



**2011 (5TH-YEAR, SENIOR ELIGIBILITY):** NCAA CHAMPIONS ... Played in 10 matches ... MIVA Academic All-Conference ... Ohio State Scholar Athlete ... Academic All-Big Ten.

**2010 (SENIOR SEASON, JUNIOR ELIGIBILITY):** Played in three matches ... Ohio State Scholar Athlete ... MIVA Academic All-Conference.

**2009 (JUNIOR SEASON, SOPHOMORE ELIGIBILITY):** Played in one match.

**2008 (SOPHOMORE SEASON, FRESHMAN ELIGIBILITY):** Played in 20 matches ... career-high two digs and an ace serve at St. Francis.

**2007 (FRESHMAN SEASON):** Redshirt, did not play.

**ST. EDWARD HIGH SCHOOL:** Played setter as a junior and senior, libero as a sophomore and defensive specialist as a freshman ... three-time regional co-champions ... honorable mention all-region as a junior ... first team all-region and second team All-Ohio as a senior ... senior team captain ... three times on honor roll ... 2004 FLIGHT Magazine sophomore of the year.

**NORTHCOAST CLUB:** Coached by Tim Militzer and Nick Belman ... team captain of 16 and under and 18 and under team.

**PERSONAL:** Full name is Sean Daniel Martin ... son of Kevin and Mary Martin ... has two brothers, Ryan and Conor ... enjoys tennis, frisbee and listening to music ... chose Ohio State to get a great education and to play for a great team.

---

## KLANAC CONTINUED

ner-up) ... 2004 all WNY 2nd Team Division I ECIC ... named to the 2006 Volleyball Magazine Feb 50.

**EDEN POWER STATION CLUB:** Coached by Walt Stefani, Matt Lexner and Robert Pierce ... won Gold Medal at the 2005 Empire State Western Region ... 2003 and 2004 Boys East Coast Volleyball Finals All-Tournament Team ... 2004 and 2005 co-captain.

**PERSONAL:** Son of Mike and Anna Marie Klanac ... has one brother, Mike Jr., and one sister, Samantha ... enjoys music and the guitar ... chose Ohio State because "early in my career, I heard a lot of great thing about Ohio State from my high school volleyball coach and OSU alumni/player Matt Lexner. Once I visited the campus, met the coaches and players I felt very comfortable that OSU was the best place for me."



# CAREER STATISTICS

## Kevin Heine

Season	SP	MP	K	K/S	E	TA	Pct	A	A/S	SA	SA/S	SE	DIG	D/S	RE	BS	BA	TB	B/S	BE	BHE	PTS	Pts/S
2007	Did Not Play																						
2008	56	18	109	1.95	22	186	.468	2	.04	6	.11	30	11	.20	1	3	68	71	1.27	2	1	152.0	2.71
2009	76	25	181	2.38	37	317	.454	24	.32	1	.01	21	19	.25	1	8	87	95	1.25	5	1	233.5	3.07
2010	89	26	191	2.15	41	338	.444	7	.08	10	.11	44	36	.40	1	7	88	95	1.07	4	1	252.0	2.83
2011	108	31	242	2.24	57	400	.463	21	.19	2	0.02	9	25	.23	0	7	99	106	.98	4	0	300.5	2.78
<b>TOTAL</b>	<b>329</b>	<b>100</b>	<b>723</b>	<b>2.20</b>	<b>157</b>	<b>1241</b>	<b>.456</b>	<b>54</b>	<b>.16</b>	<b>19</b>	<b>0.06</b>	<b>104</b>	<b>91</b>	<b>.28</b>	<b>3</b>	<b>25</b>	<b>342</b>	<b>367</b>	<b>1.12</b>	<b>15</b>	<b>3</b>	<b>938.0</b>	<b>2.85</b>

## Steven Kehoe

Season	SP	MP	K	K/S	E	TA	Pct	A	A/S	SA	SA/S	SE	DIG	D/S	RE	BS	BA	TB	B/S	BE	BHE	PTS	Pts/S
2007	Did Not Play																						
2008	46	25	2	.04	0	3	.667	85	1.85	6	.13	14	19	.41	0	0	2	2	.04	0	0	9.0	.20
2009	96	27	40	.42	16	97	.247	1218	12.69	20	.21	57	198	2.06	8	14	67	81	.84	10	12	107.5	1.11
2010	104	30	46	.44	9	103	.359	1391	13.38	38	.37	64	188	1.81	3	13	67	80	.77	4	8	130.5	1.25
2011	114	32	44	0.39	10	99	.343	1318	11.56	33	.29	75	190	1.67	2	7	66	73	.64	2	9	117.0	1.03
<b>TOTAL</b>	<b>360</b>	<b>114</b>	<b>132</b>	<b>0.37</b>	<b>35</b>	<b>302</b>	<b>.321</b>	<b>4012</b>	<b>11.14</b>	<b>97</b>	<b>.27</b>	<b>210</b>	<b>595</b>	<b>1.65</b>	<b>13</b>	<b>34</b>	<b>202</b>	<b>236</b>	<b>.66</b>	<b>16</b>	<b>29</b>	<b>364.0</b>	<b>1.01</b>

## John Klanac

Season	SP	MP	K	K/S	E	TA	Pct	A	A/S	SA	SA/S	SE	DIG	D/S	RE	BS	BA	TB	B/S	BE	BHE	PTS	Pts/S
2007	Did Not Play																						
2008	48	18	87	1.81	59	222	.126	9	.19	10	.21	35	51	1.06	9	0	19	19	.40	1	1	106.5	2.21
2009	75	21	213	2.84	85	471	.272	10	.13	18	.24	50	98	1.31	27	8	44	52	.69	11	1	261.0	3.48
2010	95	28	376	3.96	150	819	.276	15	.16	18	.19	90	118	1.24	26	10	35	45	.47	4	1	421.5	4.43
2011	111	32	372	3.35	123	732	.340	23	.21	24	.22	66	138	1.24	21	9	47	56	.50	11	1	428.5	3.86
<b>TOTAL</b>	<b>329</b>	<b>99</b>	<b>1048</b>	<b>3.19</b>	<b>417</b>	<b>2244</b>	<b>.281</b>	<b>57</b>	<b>.17</b>	<b>70</b>	<b>.21</b>	<b>241</b>	<b>405</b>	<b>1.23</b>	<b>83</b>	<b>27</b>	<b>145</b>	<b>172</b>	<b>.52</b>	<b>27</b>	<b>4</b>	<b>1217.5</b>	<b>3.70</b>

## Sean Martin

Season	SP	MP	K	K/S	E	TA	Pct	A	A/S	SA	SA/S	SE	DIG	D/S	RE	BS	BA	TB	B/S	BE	BHE	PTS	Pts/S
2007	Did Not Play																						
2008	38	20	0	.00	0	0	.000	0	.00	1	.03	2	7	.18	0	0	0	0	.00	0	0	1.0	.03
2009	1	1	0	.00	0	0	.000	0	.00	0	.00	0	0	.00	0	0	0	0	.00	0	0	0.0	.00
2010	4	3	0	.00	0	0	.000	0	.00	0	.00	0	1	.25	0	0	0	0	.00	0	0	0.0	.00
2011	23	10	0	.00	0	0	.000	0	.00	2	.09	1	3	.13	0	0	0	0	.00	0	0	2.0	.09
<b>TOTAL</b>	<b>66</b>	<b>34</b>	<b>0</b>	<b>.00</b>	<b>0</b>	<b>0</b>	<b>.000</b>	<b>0</b>	<b>.00</b>	<b>3</b>	<b>.05</b>	<b>3</b>	<b>11</b>	<b>.17</b>	<b>0</b>	<b>0</b>	<b>0</b>	<b>0</b>	<b>.00</b>	<b>0</b>	<b>0</b>	<b>3.0</b>	<b>.05</b>

## Jason Tobkin

Season	SP	MP	K	K/S	E	TA	Pct	A	A/S	SA	SA/S	SE	DIG	D/S	RE	BS	BA	TB	B/S	BE	BHE	PTS	Pts/S
2007	Did Not Play																						
2008	80	27	165	2.06	93	445	.162	19	.24	16	.20	50	101	1.26	21	2	46	48	.60	3	3	206.0	2.58
2009	34	19	19	.56	21	59	-.034	3	.09	4	.12	16	26	.76	5	0	14	14	.41	2	1	30.0	.88
2010	71	26	69	.97	41	172	.163	8	.11	17	.24	50	49	.69	7	6	16	22	.31	3	0	100.0	1.41
2011	105	31	163	1.55	60	387	.266	15	.14	27	.26	58	148	1.41	21	7	51	58	.55	8	0	222.5	2.11
<b>TOTAL</b>	<b>290</b>	<b>103</b>	<b>416</b>	<b>1.43</b>	<b>215</b>	<b>1063</b>	<b>.189</b>	<b>45</b>	<b>.16</b>	<b>64</b>	<b>.22</b>	<b>174</b>	<b>324</b>	<b>1.12</b>	<b>54</b>	<b>15</b>	<b>127</b>	<b>142</b>	<b>.49</b>	<b>16</b>	<b>4</b>	<b>558.5</b>	<b>1.92</b>



# CAREER/2011 SEASON HIGHS

## Kevin Heine

2011 Season Highs	Career Highs
Kills.....16...Loyola-Chicago, 3-5	Kills ..... 16.....Loyola-Chicago, 3-5-11
Attacks .....23...(2x) George Mason, 1-18	Attacks ..... 26 .....(3x) George Mason, 2-6-09
Percentage .....900...(9-0-10) at Grand Canyon, 3-20	Percentage .900.....(9-0-10) at Grand Canyon, 3-20-11
Assists.....3...at Juniata, 1-29	Assists..... 3 .....(3x) at Juniata, 1-29-11
Aces.....1...(2x) at UC San Diego, 3-24	Aces ..... 3 .....vs. Southern California, 1-8-10
Digs .....2...(8x) at Penn State, 4-10	Digs ..... 4 .....(2x) at Quincy, 4-2-10
Solo Blocks.....2...(2x) George Mason, 1-18	Solo Blocks..... 2 .....(3x) George Mason, 1-18-11
Assist Blocks.....10...at Loyola-Chicago, 4-1	Assist Blocks.. 10 .....(2x) at Loyola-Chicago, 4-1-11
Total Blocks.....10...(0-10) at Loyola-Chicago, 4-1	Total Blocks... 10 .....(0-10) (2x) at Loyola-Chicago, 4-1-11
Points.....18.5...(15-0-2-3) George Mason, 1-18	Points ..... 18.5.....(15-0-2-3) George Mason, 1-18-11

## Steven Kehoe

2011 Season Highs	Career Highs
Kills.....4...(2x) Loyola-Chicago, 3-5	Kills ..... 6 ...at St. Francis, 1-25-09
Attacks .....7...(3x) at Penn State, 4-10	Attacks..... 10...at Penn State, 3-21-10
Percentage ....667...(4-0-6) Loyola-Chicago, 3-5	Percentage....833...(5-0-6) at Ball State, 3-27-09
Assists .....61...vs. UC Irvine at Penn State, 2-5	Assists ..... 69...at St. Francis, 1-25-09
Aces.....5...at Loyola-Chicago, 4-1	Aces ..... 5...at Loyola-Chicago, 4-1-11
Digs .....18...vs. UC Irvine at Penn State, 2-5	Digs..... 18...(2x) vs. UC Irvine at Penn State, 2-5-11
Solo Blocks.....1...(7x) at Penn State (NCAA), 5-5	Solo Blocks..... 2...(5x) Lewis, 4-10-10
Assist Blocks.....6...Loyola-Chicago, 4-30	Assist Blocks .... 6...(3x) Loyola-Chicago, 4-30
Total Blocks.....6...(0-6) Loyola-Chicago, 4-30	Total Blocks ..... 7...(1-6) Quincy, 2-19-09
Points.....9.0...(4-3-0-3) Loyola-Chicago, 3-5	Points ..... 11.5...(6-2-2-3) at St. Francis, 1-25-09

## John Klanac

2011 Season Highs	Career Highs
Kills.....24...at UC San Diego, 3-24	Kills .....24...at UC San Diego, 3-24-11
Attacks .....41...(2x) at UC San Diego, 3-24	Attacks ..... 52 ..at Loyola-Chicago, 2-13-10
Percentage .....800...(8-0-10) at Grand Canyon, 3-21	Percentage .800...(8-0-10) at Grand Canyon, 3-21-11
Assists.....3...(2x) at Lewis, 4-2	Assists..... 4 ...St. Francis, 4-17 -10
Aces.....4...at Pepperdine, 1-9	Aces ..... 4 ..(3x) at Pepperdine, 1-9-10
Digs .....9...Lewis (MIVA), 4-27	Digs ..... 12 ...at Penn State, 3-21-10
Solo Blocks.....1...(8x) Loyola-Chicago, 4-30	Solo Blocks.....3 ..(2x) Loyola-Chicago, 4-9-10
Assist Blocks.....3...(6x) at Penn State (NCAA), 5-5	Assist Blocks.....5 ..at Rutgers-Newark, 3-21-09
Total Blocks.....4...(1-3) (2x) at Loyola-Chicago, 4-1	Total Blocks.....6 ..(3-3) Lewis, 2-28-09
Points.....25.0...(24-1-0-0) at UC San Diego, 3-24	Points ..... 25.0 ..(2x) (24-1-0-0) at UC San Diego, 3-24-11

## Sean Martin

2011 Season Highs	Career Highs
Kills.....-	Kills ..... -
Attacks .....-	Attacks ..... -
Percentage .....-	Percentage ..... -
Assists.....-	Assists..... -
Aces.....1...(2x) Princeton, 4-9	Aces ..... 1 ... (3x) Princeton, 4-9-11
Digs .....1...(2x) Loyola-Chicago, 3-5	Digs ..... 2 ... at St. Francis, 3-29-08
Solo Blocks.....-	Solo Blocks..... -
Assist Blocks.....-	Assist Blocks..... -
Total Blocks.....-	Total Blocks..... -
Points.....-	Points ..... 1.0 ... (0-1-0-0) at St. Francis, 3-29-08

## Jason Tobkin

2011 Season Highs	Career Highs
Kills.....11...at Penn State (NCAA), 5-5	Kills ..... 16 .....at IPFW, 4-8-08
Attacks .....24...at Lewis, 4-2	Attacks.....38 .....at IPFW, 4-8-08
Percentage .....750...(7-1-8) at Juniata, 1-29	Percentage.....667.....(9-1-12) St. Francis, 1-15-11
Assists .....3...at Pepperdine, 1-10	Assists ..... 4 .....George Mason, 4-4-08
Aces.....8.....Princeton, 4-8	Aces ..... 8 .....Princeton, 4-8-11
Digs .....12...at UC San Diego, 3-24	Digs..... 12 .....at UC San Diego, 3-24-11
Solo Blocks.....2...Quincy, 2-10	Solo Blocks ..... 2 .....(2x) Quincy, 2-10-11
Assist Blocks.....4...(2x) Juniata, 2-27	Assist Blocks ..... 8 .....at UC Irvine, 3-1-08
Total Blocks.....5...(1-4) Juniata, 2-27	Total Blocks ..... 8 .....(0-8) at UC Irvine, 3-1-08
Points.....17.5...(9-8-0-1) Princeton, 4-8	Points ..... 19.0 .....(15-4-0-0) at Penn State, 3-22-10



# MIVA

## 2011 MIVA STANDINGS

		Conference		Overall	
		W-L	Pct.	W-L	Pct.
1	<b>Ohio State</b>	11-1	.917	26-6	.813
2	Loyola-Chicago	9-3	.750	21-8	.724
3	Lewis	7-5	.583	20-11	.645
	Ball State	7-5	.583	19-11	.633
5	IPFW	5-7	.417	16-12	.571
6	Quincy	3-9	.250	22-14	.611
7	Grand Canyon	0-12	.000	8-24	.250

## 2011 MIVA TOURNAMENT

Played at higher seeds

### Quarterfinals (#indicates seeding)

#1 Ohio State-Bye

#### Saturday, April 22

#4 Lewis def. #5 IPFW, 3-2 .....25-20, 23-25, 25-22, 25-27, 17-15

#### Saturday, April 23

#6 Quincy def. #3 Ball State, 3-1 ..... 17-25, 25-21, 25-20, 26-24

#2 Loyola-Chicago def. #7 Grand Canyon, 3-0 .....

..... 25-15, 20-22, 25-14

### Semifinals

#### Wednesday, April 27

#1 Ohio State def. #4 Lewis, 3-1 .....20-25, 25-19, 25-16, 25-18

#2 Loyola-Chicago def. #6 Quincy, 3-1 .25-19, 25-21,22-25, 25-19

### Championship

#### Saturday, April 30

#1 Ohio State def. #2 Loyola-Chicago, 3-1 .....

..... 22-25, 25-20, 25-16, 25-17

## 2011 MIVA ALL-TOURNAMENT TEAM

Joseph Smalzer, Loyola-Chicago

Mike Bunting, Loyola-Chicago

**Steven Kehoe, Ohio State**

**Shawn Sangrey, Ohio State**

**John Klanac, Ohio State**

**Jason Tobkin, Ohio State**

### Most Outstanding Player:

**Steven Kehoe, Ohio State**

## 2011 MIVA ALL-CONFERENCE TEAM

**Player of the Year: Steven Kehoe, Ohio State**

**Freshman of the Year: Joseph Smalzer, Loyola-Chicago**

**Coach of the Year: Pete Hanson, Ohio State**

### First Team All-Conference

Trent Bruns (7) ..... L.....Grand Canyon

Mike Bunting (2,4,6) ..... OH..... Loyola-Chicago

**Kevin Heine (7).....MB..... Ohio State**

**Steven Kehoe (3,5,6) .....S..... Ohio State**

**John Klanac (4,6).....OH..... Ohio State**

Anders Nelson (7)..... MA.....Ball State

Jay Petty.....OH.....Lewis

Tommy Rouse..... L.....Ball State

**Shawn Sangrey (6) .....OPP..... Ohio State**

Darryl Shank (4-6) ..... OH..... IPFW

Joseph Smalzer.....OPP..... Loyola-Chicago

### Second Team All-Conference

BJ Boldog ..... S.....Lewis

Aaron Flick.....MB.....Lewis

Corey Frain.....MB.....IPFW

Matt Gallik (7) .....MB.....Lewis

J.D. Gasparovic (1,3,6).....MA.....Ball State

Mike Hutz (6) .....S.....Loyola-Chicago

Eddie Rivera.....OH.....IPFW

Kyle Volstad.....MH.....Quincy

Larry Wrather.....OH.....Ball State

1 Indicates 2008 MIVA Freshman of the Year

2 Indicates 2009 MIVA Freshman of the Year

3 Indicates 2009 MIVA First Team All-Conference Selection

4 Indicates 2009 MIVA Second Team All-Conference Selection

5 Indicates 2010 MIVA Player of the Year

6 Indicates 2010 MIVA First Team All-Conference Selection

7 Indicates 2010 MIVA Second Team All-Conference Selection

## 2011 MIVA PLAYERS OF THE WEEK

Offensive ..... Defensive

Jan. 18 Darryl Shank, IPFW..... Roberto Tores-Davis, Lewis

Jan. 24 **Shawn Sangrey, Ohio State**.....**Anthony Hock, Ohio State**

Jan. 31 Darryl Shank, IPFW..... Tommy Rouse, Ball State

Feb. 7 \*Mike Bunting, Loyola-Chicago ..... **Steven Kehoe, Ohio State**

Feb. 14 Anders Nelson, Ball State..... **Mik Berzins, Ohio State**

Feb. 22 **Shawn Sangrey, Ohio State**..... Ian Karbiener, Lewis

Feb. 28 **Shawn Sangrey, Ohio State**..... **Steven Kehoe, Ohio State**

Mar. 7 **Shawn Sangrey, Ohio State**..... Corey Frain, IPFW

Mar. 14 \*Mike Bunting, Loyola-Chicago ..... Roberto Tores-Davis, Lewis

Mar. 21 Darryl Shank, IPFW..... **Mik Berzins, Ohio State**

Mar. 28 Mike Bunting, Loyola-Chicago..... Darryl Shank, IPFW

Apr. 4 **John Klanac, Ohio State** ..... Mike Adams, Lewis

Apr. 11 Joseph Smalzer, Loyola-Chicago... Ben Ponnert, Grand Canyon

Apr. 18 Jay Petty, Lewis..... J.D. Gasparovic, Ball State

Apr. 25 Jay Petty, Lewis..... Brian Muesenfechter, Lewis

May 2 **Shawn Sangrey, Ohio State**..... **Steven Kehoe, Ohio State**

May 9 **\*Steven Kehoe, Ohio State**

\*Sports Imports/American Volleyball Coaches Association Div. I-II National Player of the Week

#National Player of the Week selection only





# MIVA

## ALL-TIME MIVA CHAMPIONS

	Regular Season .....	Tournament		Regular Season .....	Tournament
1961	George Williams .....	*	1989	Ball State .....	Ball State
1962	George Williams .....	*	1990	Ball State	
1963	George Williams .....	*		Indiana-Purdue .....	Ball State
1964	Ball State .....	Ball State	1991	Indiana-Purdue .....	Indiana-Purdue
1965	Ball State .....	Ball State	1992	Indiana-Purdue .....	Indiana-Purdue
1966	Ball State .....	Ball State	1993	<b>OHIO STATE</b>	
1967	Ball State .....	Ball State		Indiana-Purdue .....	<b>OHIO STATE</b>
1968	Ball State .....	Ball State	1994	Indiana-Purdue .....	Ball State
1969	<b>OHIO STATE</b> .....	<b>OHIO STATE</b>	1995	<b>OHIO STATE</b>	
1970	Ball State .....	*		Ball State .....	Ball State
1971	Ball State .....	*	1996	<b>OHIO STATE</b>	
1972	<b>OHIO STATE</b> .....	*		Ball State	
1973	Ball State .....	*		Lewis.....	Lewis
1974	Ball State .....	*	1997	Ball State .....	Ball State
1975	<b>OHIO STATE</b>		1998	<b>OHIO STATE</b> .....	Lewis
	Ball State .....	*	1999	<b>OHIO STATE</b>	
1976	<b>OHIO STATE</b>			Indiana-Purdue .....	Indiana-Purdue
	Ball State .....	*	2000	<b>OHIO STATE</b> .....	<b>OHIO STATE</b>
1977	<b>OHIO STATE</b> .....	*	2001	(Forfeit-Lewis).....	<b>OHIO STATE</b>
1978	<b>OHIO STATE</b> .....	*	2002	Loyola-Chicago	
1979	Ball State .....	*		Ball State .....	Ball State
1980	Kellogg C.C.....	Kellogg C.C.	2003	(Forfeit-Lewis).....	(Forfeit-Lewis)
1981	<b>OHIO STATE</b> .....	<b>OHIO STATE</b>	2004	<b>OHIO STATE</b> .....	Lewis
1982	<b>OHIO STATE</b> .....	<b>OHIO STATE</b>	2005	Loyola .....	<b>OHIO STATE</b>
1983	<b>OHIO STATE</b> .....	<b>OHIO STATE</b>	2006	Loyola .....	IPFW
1984	Ball State .....	Ball State	2007	<b>OHIO STATE</b> .....	IPFW
1985	Ball State .....	Ball State	2008	<b>OHIO STATE</b> .....	<b>OHIO STATE</b>
1986	<b>OHIO STATE</b> .....	<b>OHIO STATE</b>	2009	<b>OHIO STATE</b> .....	<b>OHIO STATE</b>
1987	<b>OHIO STATE</b> .....	<b>OHIO STATE</b>	2010	<b>OHIO STATE</b> .....	<b>OHIO STATE</b>
1988	Ball State .....	Ball State	2011	<b>OHIO STATE</b> .....	<b>OHIO STATE</b>

\*no tournament

### MIVA REGULAR SEASON CHAMPIONSHIPS

### MIVA TOURNAMENT CHAMPIONSHIPS

	Outright ..	Shared ..	Championships
Ohio State.....	16	6	22
Ball State .....	15	6	21
IPFW.....	3	3	6
Loyola-Chicago.....	2	1	3
George Williams ....	3	0	3
Kellogg C.C. ....	1	0	1
Lewis .....	0	1	1*

\*2001 and 2003 championships forfeited

	Championships
Ohio State.....	14
Ball State .....	14
IPFW.....	5
Lewis .....	3*
Kellogg C.C. ....	1

\*2003 championship forfeited



# NCAA

The Buckeyes have participated in 18 NCAA Championships dating back to 1975. OSU is 9-22 (.290) in Tournament matches, placing second twice and winning the championship in 2011.

## 1975 (at UCLA)

SF: UC Santa Barbara def. Yale 3-0 ..... 15-6, 15-4, 15-6  
 UCLA def. Ohio State 3-1 ..... 15-1, 15-11, 8-15, 15-10  
 3rd: Ohio State def. Yale 2-0 ..... 15-6, 15-9  
 CH: UCLA def. Santa Barbara ..... 15-9, 7-15, 15-9, 15-10

## 1976 (at Ball State)

SF: UCLA def. Springfield 3-0 ..... 15-4, 15-2, 15-5  
 Pepperdine def. Ohio State 3-2 ..... 15-7, 15-11, 11-15, 8-15, 15-0  
 3rd: Ohio State def. Springfield 2-0 ..... 15-4, 15-4  
 CH: UCLA def. Pepperdine 3-0 ..... 18-16, 15-9, 15-11

## 1977 (at UCLA)

SF: Ohio State def. Pepperdine 3-1 ..... 15-10, 5-15, 15-10, 16-14  
 Southern California def. Rutgers-Newark 3-0 ..... 15-11, 15-10, 15-5  
 3rd: Pepperdine def. Rutgers-Newark 2-0 ..... 15-8, 15-6  
 CH: Southern California def. Ohio State 3-1 ..... 15-7, 9-15, 15-10, 15-12

## 1978 (at Ohio State)

SF: UCLA def. Rutgers-Newark 3-0 ..... 15-11, 15-8, 15-8  
 Pepperdine def. Ohio State 3-2 ..... 9-15, 15-1, 9-15, 15-13, 15-12  
 3rd: Ohio State def. Rutgers-Newark 3-0 ..... 15-11, 15-12, 15-9  
 CH: Pepperdine def. UCLA 3-2 ..... 15-12, 11-15, 15-8, 5-15, 15-12

## 1980 (at Ball State)

SF: Southern California def. Rutgers-Newark 3-0 ..... 15-10, 15-8, 15-7  
 UCLA def. Ohio State 3-0 ..... 15-8, 15-7, 15-7  
 3rd: Ohio State def. Rutgers-Newark 3-0 ..... 15-12, 15-9, 15-2  
 CH: Southern California def. UCLA 3-1 ..... 15-7, 6-15, 15-13, 15-8

## 1981 (at UC Santa Barbara)

SF: UCLA def. Ohio State 3-0 ..... 15-8, 15-7, 15-9  
 Southern California def. Penn State 3-0 ..... 15-2, 15-6, 15-8  
 3rd: Penn State def. Ohio State 3-1 ..... 17-15, 10-15, 15-7, 15-8  
 CH: UCLA def. Southern California 3-2 ..... 11-15, 15-7, 15-11, 8-15, 15-13

## 1982 (at Penn State)

SF: UCLA def. Ohio State 3-0 ..... 15-10, 15-12, 15-7  
 Penn State def. Southern California 3-2 ..... 15-13, 4-15, 15-13, 6-15, 15-11  
 3rd: Southern California def. Ohio State 2-1 ..... 12-15, 15-2, 15-9  
 CH: UCLA def. Penn State 3-0 ..... 15-4, 14-9, 15-7

## 1983 (at Ohio State)

SF: Pepperdine def. Penn State 3-0 ..... 15-12, 15-7, 15-9  
 UCLA def. Ohio State 3-0 ..... 15-4, 15-5, 15-4  
 3rd: Ohio State def. Penn State 3-1 ..... 15-13, 15-12, 13-15, 15-10  
 CH: UCLA def. Pepperdine 3-0 ..... 15-10, 16-14, 15-7

## 1986 (at Penn State)

SF: Southern California def. Ohio State 3-0 ..... 15-5, 15-10, 15-3  
 Pepperdine def. Penn State 3-1 ..... 15-11, 13-15, 15-11, 15-12  
 3rd: Penn State def. Ohio State 3-0 ..... 15-9, 15-1, 15-11  
 CH: Pepperdine def. Southern Calif. 3-2 .. 7-15, 15-13, 15-11, 5-15, 16-14

## OHIO STATE OPPONENTS IN THE NCAA

	Total	SF	CH	3rd
Pepperdine	2-3	2-3	-	-
Penn State	2-5	1-1	-	1-4
Rutgers-Newark	2-0	-	-	2-0
Springfield	1-0	-	-	1-0
Southern California	0-3	0-1	0-1	0-1
Stanford	0-1	0-1	-	-
UC Irvine	0-1	0-1	-	-
UCLA	0-9	0-8	0-1	-
UC Santa Barbara	1-0	-	1-0	-
Yale	1-0	-	-	1-0
<b>Totals</b>	<b>9-22</b>	<b>3-15</b>	<b>1-2</b>	<b>5-5</b>

## 1987 (at UCLA)

SF: Southern California def. Penn State, 3-2 ..... 15-12, 9-15, 5-15, 15-12, 15-9  
 UCLA def. Ohio State 3-0 ..... 15-3, 15-6, 15-6  
 3rd: Penn State def. Ohio State 3-0 ..... 15-3, 15-6, 15-6  
 CH: UCLA def. Southern California ..... 15-11, 15-2, 16-14

## 1993 (at UCLA)

SF: Cal St. Northridge def. Penn State 3-0 ..... 15-2, 15-5, 15-11  
 UCLA def. Ohio State 3-0 ..... 15-4, 15-4, 15-2  
 3rd: Penn State def. Ohio State 3-2 ..... 7-15, 8-15, 15-10, 16-14, 15-10  
 CH: UCLA def. Cal St. Northridge 3-0 ..... 15-8, 15-11, 15-10

## 2000 (at Indiana-Purdue)

SF: UCLA def. Penn State 3-0 ..... 15-11, 15-8, 15-10  
 Ohio State def. Pepperdine 3-0 ..... 17-15, 15-9, 15-10  
 CH: UCLA def. Ohio State 3-0 ..... 15-8, 15-10, 17-15

## 2001 (at Long Beach State)

SF: UCLA def. Ohio State 3-1 ..... 30-21, 30-20, 22-30, 30-24  
 Brigham Young def. Penn State 3-1 ..... 30-28, 28-30, 30-28, 30-26  
 CH: Brigham Young def. UCLA 3-0 ..... 30-26, 30-26, 32-30

## 2005 (at UCLA)

SF: Pepperdine def. Ohio State 3-0 ..... 30-16, 31-29, 30-26  
 UCLA def. Penn State 3-0 ..... 30-20, 30-24, 30-27  
 CH: Pepperdine def. UCLA 3-2 ..... 30-23, 23-30, 24-30, 30-25, 15-10

## 2008 (at Cal-Irvine)

SF: Penn State def. Ohio State 3-1 ..... 30-21, 26-30, 30-22, 30-17  
 Pepperdine def. Long Beach State 3-0 ..... 30-26, 30-21, 30-26  
 CH: Penn State def. Pepperdine 3-1 ..... 27-30, 33-31, 30-25, 30-23

## 2009 (at Brigham Young)

SF: Southern California def. Penn State, 3-1 .. 27-30, 30-26, 30-26, 30-24  
 UC Irvine def. Ohio State, 3-0 ..... 30-25, 30-25, 30-26  
 CH: UC Irvine def. Southern California, 3-2 ..... 26-30, 30-23, 26-30, 30-17, 15-12

## 2010 (at Stanford)

SF: Stanford def. Ohio State, 3-0 ..... 30-25, 30-26, 30-17  
 Penn State def. Cal State Northridge, 3-0 ..... 30-21, 30-23, 30-28  
 CH: Stanford def. Penn State, 3-0 ..... 30-25, 30-20, 30-18

## 2011 (at Penn State)

SF: Ohio State def. Penn State, 3-1 ..... 25-18, 24-26, 25-22, 25-23  
 UC Santa Barbara def. Southern California, 3-1 ..... 29-27, 24-26, 25-15, 25-18  
 CH: Ohio State def. UC Santa Barbara, 3-2 ..... 20-25, 25-20, 25-19, 22-25, 15-9



# ALL-TIME NCAA RESULTS

Year	Champion	Coach	Score	Runner-Up	Host or Site	Third	Fourth
1970	UCLA	Al Scates	3-0	Long Beach St.	UCLA	UC Santa Barbara	Ball State
1971	UCLA	Al Scates	3-0	UC Santa Barbara	UCLA	Ball State	Springfield
1972	UCLA	Al Scates	3-2	San Diego St.	Ball State	Ball State	UC Santa Barbara
1973	San Diego St.	Jack Henn	3-1	Long Beach St.	San Diego St.	Ball State	Army
1974	UCLA	Al Scates	3-2	UC Santa Barbara	UC Santa Barbara	Ball State	Springfield
1975	UCLA	Al Scates	3-1	UC Santa Barbara	UCLA	<b>Ohio State</b>	Yale
1976	UCLA	Al Scates	3-0	Pepperdine	Ball State	<b>Ohio State</b>	Springfield
1977	Southern Cal	Ernie Hix	3-1	<b>Ohio State</b>	UCLA	Pepperdine	Rutgers-Newark
1978	Pepperdine	Marv Dumphy	3-2	UCLA	<b>Ohio State</b>	<b>Ohio State</b>	Rutgers-Newark
1979	UCLA	Al Scates	3-1	Southern California	UCLA	Rutgers-Newark	Ball State
1980	Southern Cal	Ernie Hix	3-1	UCLA	Ball State	<b>Ohio State</b>	Rutgers-Newark
1981	UCLA	Al Scates	3-2	Southern California	UC Santa Barbara	Penn State	<b>Ohio State</b>
1982	UCLA	Al Scates	3-0	Penn State	Penn State	Southern Cal	<b>Ohio State</b>
1983	UCLA	Al Scates	3-0	Pepperdine	<b>Ohio State</b>	<b>Ohio State</b>	Penn State
1984	UCLA	Al Scates	3-1	Pepperdine	UCLA	George Mason	Ball State
1985	Pepperdine	Marv Dunphy	3-1	Southern California	UCLA	George Mason	Ball State
1986	Pepperdine	Rod Wilde	3-2	Southern California	Penn State	Penn State	<b>Ohio State</b>
1987	UCLA	Al Scates	3-0	Southern California	UCLA	Penn State	<b>Ohio State</b>
1988	Southern Cal	Bob Yoder	3-2	UC Santa Barbara	IU/PU-Ft. Wayne	Ball State	George Mason
1989	UCLA	Al Scates	3-1	Stanford	UCLA	Penn State	Ball State
1990	Southern Cal	Jim McLaughlin	3-1	Long Beach St.	George Mason	Ball State	Rutgers-Newark
1991	Long Beach St.	Ray Ratelle	3-1	Southern California	Hawaii	IU/PU-Ft. Wayne	Penn State
1992	Pepperdine	Marv Dunphy	3-0	Stanford	Ball State	Penn State	IU/PU-Ft. Wayne
1993	UCLA	Al Scates	3-0	Cal St. Northridge	UCLA	Penn State	<b>Ohio State</b>
1994	Penn State	Tom Peterson	3-2	UCLA	IU/PU-Ft. Wayne	Ball State	IU/PU-Ft. Wayne
1995	UCLA	Al Scates	3-0	Penn State	Springfield, MA	Ball State	Hawaii
1996	UCLA	Al Scates	3-2	Hawaii	UCLA	*Penn State, Lewis	
1997	Stanford	Ruben Nieves	3-2	UCLA	<b>Ohio State</b>	*Penn State, Ball State	
1998	UCLA	Al Scates	3-0	Pepperdine	Hawaii	*Lewis, Princeton	
1999	Brigham Young	Carl McGown	3-0	Long Beach State	UCLA	*Indiana-Purdue, Penn State	
2000	UCLA	Al Scates	3-0	<b>Ohio State</b>	IU/PU-Ft. Wayne	*Pepperdine, Penn State	
2001	Brigham Young	Carl McGown	3-0	UCLA	Long Beach State	* <b>Ohio State</b> , Penn State	
2002	(Vacated-Hawaii)	Mike Wilton	3-1	Pepperdine	Penn State	*Ball State, Penn State	
2003	(Vacated-Lewis)	Dave Deuser	3-2	Brigham Young	Long Beach State	*Penn State, Pepperdine	
2004	Brigham Young	Tom Peterson	3-2	Long Beach State	Hawaii	*Lewis, Penn State	
2005	Pepperdine	Marv Dumphy	3-2	UCLA	UCLA	* <b>Ohio State</b> , Penn State	
2006	UCLA	Al Scates	3-0	Penn State	Penn State	*IPFW, UC-Irvine	
2007	UC Irvine	John Speraw	3-1	IPFW	<b>Ohio State</b>	*Pepperdine, Penn State	
2008	Penn State	Pavlik	3-1	Pepperdine	UC Irvine	* <b>Ohio State</b> , Long Beach State	
2009	UC Irvine	John Speraw	3-2	Southern California	Brigham Young	* <b>Ohio State</b> , Penn State	
2010	Stanford	John Kosty	3-0	Penn State	Stanford	* <b>Ohio State</b> , Cal State Northridge	
2011	<b>Ohio State</b>	Pete Hanson	3-2	UC Santa Barbara	Penn State	*Penn State, Southern California	

## 2011 CHAMPIONSHIP AT PENN STATE

**Semifinals:** #3 **Ohio State** def. #2 Penn State, 3-1..... 25-18, 24-26, 25-22, 25-23  
 #4 UC Santa Barbara def. #1 Southern California, 3-1 ..... 29-27, 24-26, 25-15, 25-18

**Championship:** #3 **Ohio State** def. #4 UC Santa Barbara, 3-2 ..... 20-25, 25-20, 25-19, 22-25, 15-9

All-Tournament Team:

- Steven Kehoe, Ohio State**
- John Klanac, Ohio State**
- Shawn Sangrey, Ohio State**
- Cullen Irons, UC Santa Barbara
- Joe Sunder Penn State
- Murphy Troy, Southern California
- Tri Bourne, Southern Claifornia

**Most Outstanding Player**  
**Steven Kehoe, Ohio State**