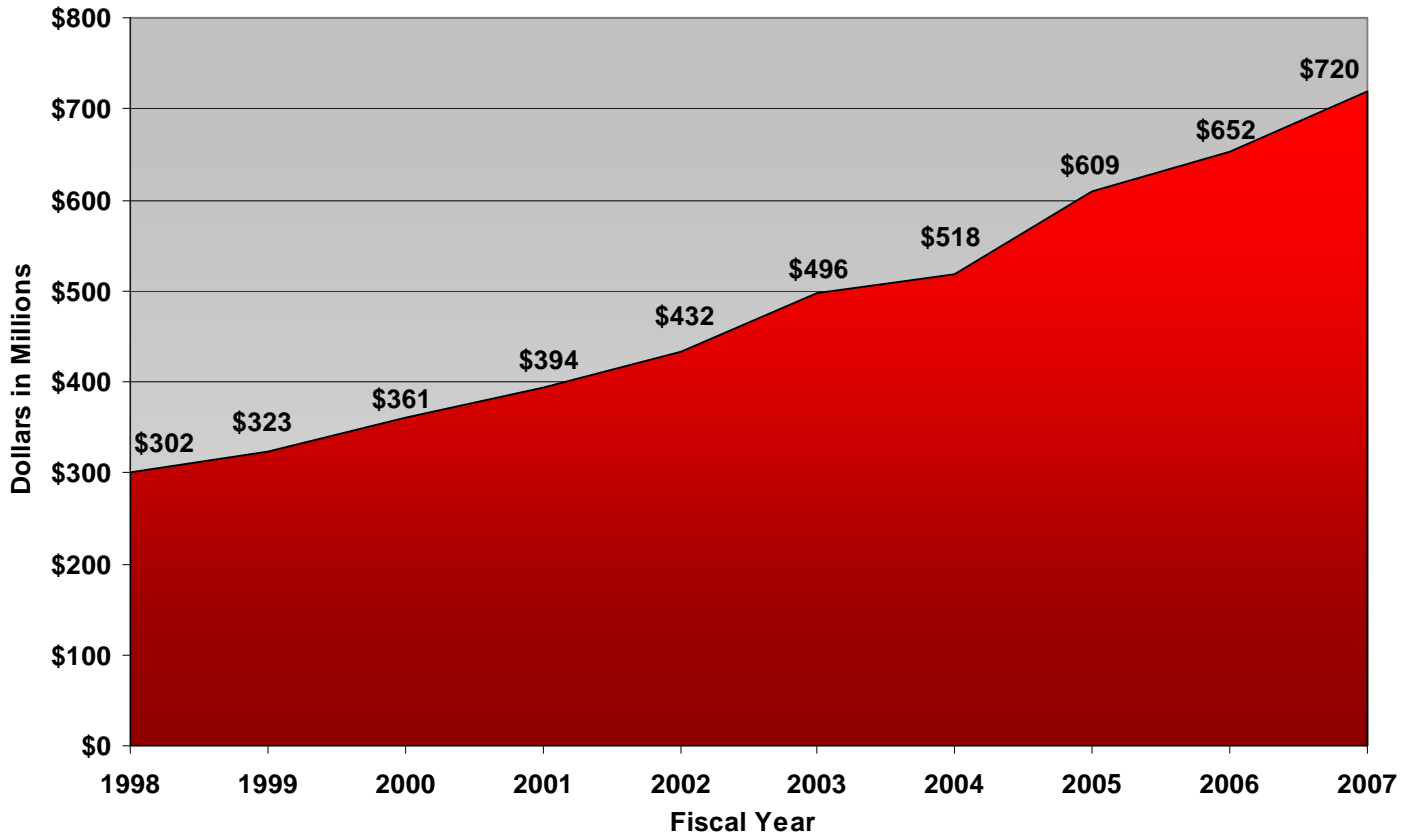


2007
Research Report

10-Year Science & Engineering R&D Expenditure Trend 3
Expenditures by Administrative Unit..... 4
Expenditures by Sources of Funds 5
Expenditures by Unit, College, and Department 6
Awards by Administrative Unit 13
Awards by Prime Source of Funds 14
Awards by Unit, College, and Department..... 15
NIH Awards by College 20
NSF Awards by College..... 21
State of Ohio Awards by College 22
Industry Awards by College 23
Top 25 Research Awards..... 24

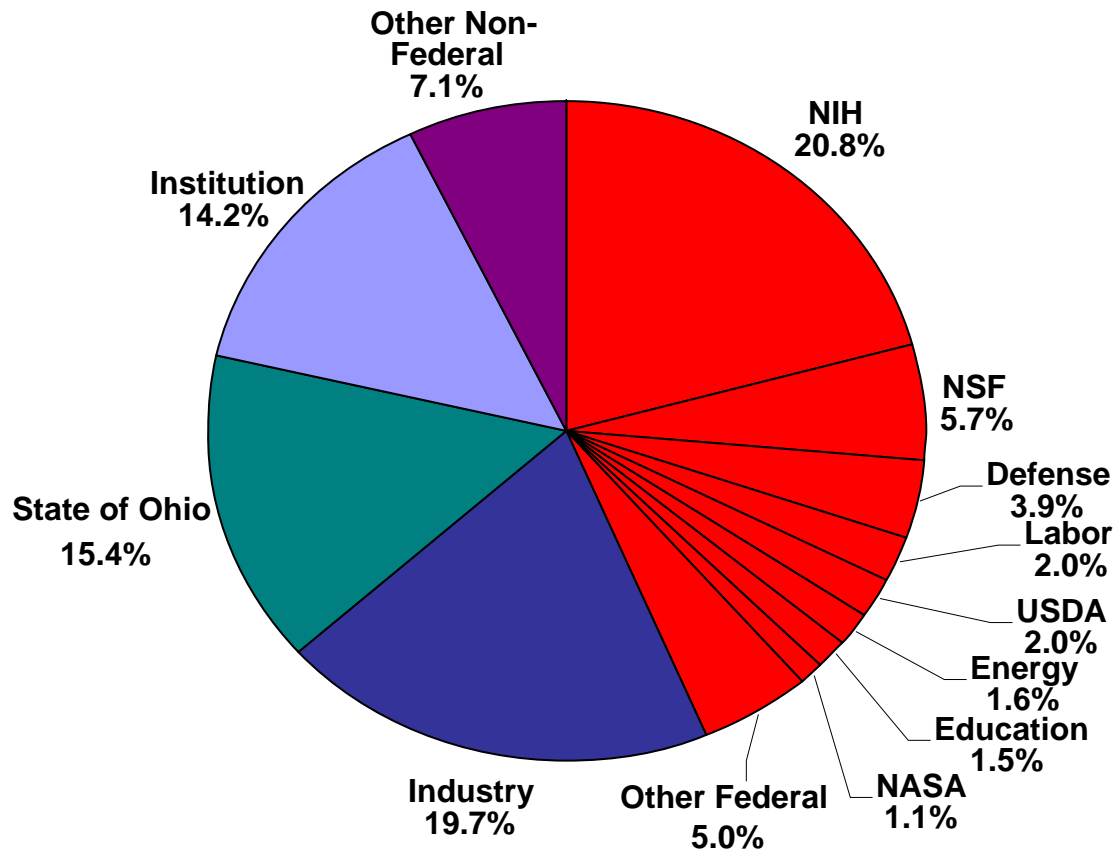
10-Year Science & Engineering R&D Expenditure Trend



Expenditures by Administrative Unit

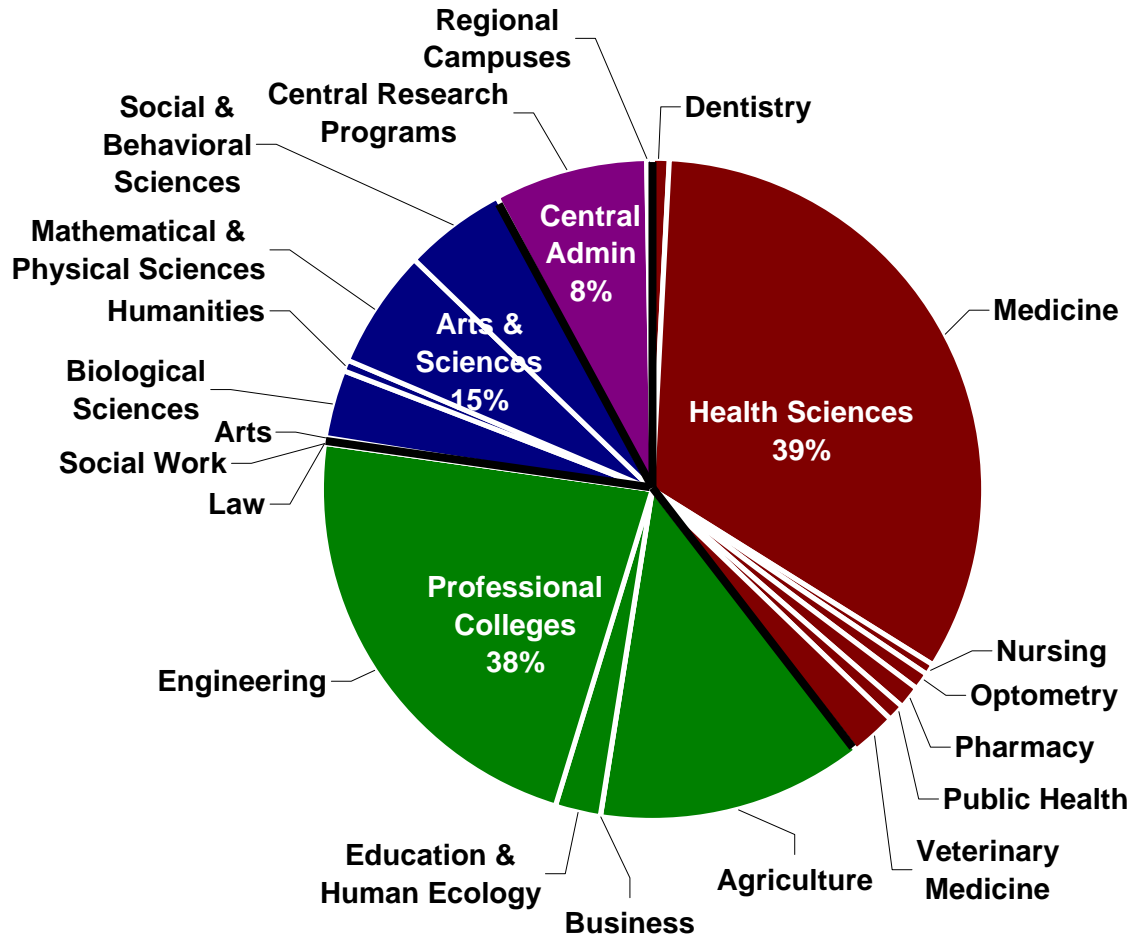
	Amount (\$)	No.
Research Foundation (OSURF)	\$426,348,343	6,466
Ohio Agricultural Research and Development Center (OARDC)	\$36,148,642	1,013
Research Institute at Nationwide Children's Hospital (CRI)	\$27,110,236	346
Transportation Research Center (TRC)	\$39,565,422	2
Other Research Programs (PSGL)	\$88,874,788	1,073
Institution (cost sharing & support)	\$102,158,292	
TOTAL	\$720,205,723	8,900

Expenditures by Sources of Funds



Federal	
National Institutes of Health (NIH)	\$149,513,023
National Science Foundation (NSF)	41,026,383
Department of Defense	28,314,508
Department of Labor	14,453,814
Department of Agriculture (USDA)	14,133,575
Department of Energy	11,689,215
Department of Education	10,522,837
National Aeronautics & Space Admin (NASA)	7,896,895
Other Federal	35,691,708
Total Federal	\$313,241,959
Non-Federal	
Industry	\$142,176,862
State of Ohio	111,172,992
Institution	102,158,292
Other Non-Federal	51,455,619
Total Non-Federal	\$406,963,765
Total Expenditures	\$720,205,724

Expenditures by Unit, College, and Department



See detail on following pages.

Unit	College/Office	Dorg Name	S&E	Non-S&E	Total	
HEALTH SCIENCES	Dentistry	AGD/GPR	2,765		2,765	
		Dental Clinic Research Ctr	126		126	
		Dental Hygiene	46,831		46,831	
		Dental Restorative/Prosthetic	579,846		579,846	
		Dentistry Administration	506,925		506,925	
		Geriatric Dentistry	(689)		(689)	
		Oral Biology	4,985,733		4,985,733	
		Oral Pathology	241,818		241,818	
		Oral/Maxillofacial Surgery	58,053		58,053	
		Orthodontics	50,830		50,830	
		Pediatric Dentistry	391,646		391,646	
		Periodontology	92,022		92,022	
	Dentistry Total			6,955,906		6,955,906
	Medicine					
		Anatomy & Medical Education	4,027,969		4,027,969	
		Anesthesiology	608,231		608,231	
		Behavioral Med Res Institute	907,485		907,485	
		Biostatistics Program	360,354		360,354	
		Cancer Hosp & Research Instit	3,220,061		3,220,061	
		Cancer Population Sciences	47,020		47,020	
		CMIB-Ctr Microb Interface Biol	58,556		58,556	
		College of Medicine	63,323		63,323	
		Comprehensive Cancer Center	66,166,465		66,166,465	
		Emergency Medicine	550,984		550,984	
		Family Medicine	996,882		996,882	
		Geriatrics & Gerontology	2,712		2,712	
		Health Sciences Admin	976,487		976,487	
		Health Sciences Library	(1,400)	93	(1,307)	
		Health Services Admin	2,972		2,972	
		Heart and Lung	25,750,132		25,750,132	
		Human Cancer Genetics	45,665		45,665	
		Internal Medicine	12,798,514		12,798,514	
		Medicine	6,020,435		6,020,435	
	Microbiology & Immunology	7,015,223		7,015,223		
	Molecular & Cellular Biochem	6,121,815		6,121,815		
	Neurobiotechnology Center	3,731,032		3,731,032		
	Neurological Surgery	607,065		607,065		
	Neurology	2,978,105		2,978,105		
	Neuroscience	4,295,989		4,295,989		
	Nisonger Center	3,156,973		3,156,973		
	Obstetrics & Gynecology	3,004,052		3,004,052		
	Ophthalmology	1,050,367		1,050,367		
	Orthopaedics	321,701		321,701		
	Otolaryngology	806,359		806,359		
	Pathology	10,308,074		10,308,074		
	Pediatrics	28,420,445		28,420,445		
	Pharmacology	4,918,954		4,918,954		
	Physical Medicine & Rehab	1,154,220		1,154,220		
	Physiology & Cell Biology	4,933,056		4,933,056		
	Psychiatry	1,831,258		1,831,258		

	Radiology	24,599,408	24,599,408
	School of Allied Med Profes	1,147,391	1,147,391
	School of Biomedical Science	208,928	208,928
	Surgery	4,555,263	4,555,263
	University Hospitals	204,706	204,706
	Medicine Total	237,973,231	93 237,973,324
	Nursing Total	2,331,058	2,331,058
	Optometry Total	6,979,134	6,979,134
	Pharmacy Total	7,130,687	7,130,687
	Public Health Total	7,495,552	7,495,552
	Veterinary Medicine		
	Vet Clinical Sciences	2,685,005	2,685,005
	Vet Med Administration	481,312	481,312
	Vet Teaching Hospital	530	530
	Veterinary Biosciences	9,513,494	9,513,494
	Veterinary Preventive Med	1,598,873	1,598,873
	Veterinary Medicine Total	14,279,214	14,279,214
	HEALTH SCIENCES Total	283,144,782	93 283,144,875

PROFESSIONAL COLLEGES	Agriculture	Agric Envrn & Dev Econ	1,329,933	1,329,933
		Agricultural Division	25,000	25,000
		Agriculture Administration	32,256	32,256
		Animal Sciences	1,102,433	1,102,433
		ATI-Administrative Support	1,380,150	1,380,150
		Food Agr & Biological Engr	1,123,732	1,123,732
		Food Science & Technology	2,387,210	2,387,210
		Food,Agric & Env Sci Admin	688	688
		Horticultural & Crop Sciences	1,751,843	1,751,843
		Human & Comm Res Dev	324,317	324,317
		Intl Prog In Agriculture	526,257	526,257
		OARDC Animal Sciences	10,044,411	10,044,411
		OARDC Computing & Stat Srv	989,271	989,271
		OARDC Director's Office	2,419,893	2,419,893
		OARDC Electron Micro Lab	705,465	705,465
		OARDC Entomology	4,784,342	4,784,342
		OARDC Food Animal Health	5,466,867	5,466,867
		OARDC Food Science & Tech	2,049,300	2,049,300
		OARDC Food, Agric & Bio Eng	4,000,657	4,000,657
		OARDC Hort & Crop Sciences	10,073,857	10,073,857
		OARDC Human & Comm Res Dev	1,277,896	1,277,896
		OARDC Human Ecology	1,013,721	1,013,721
		OARDC Interdisciplinary	5,194,139	5,194,139
		OARDC Library	41,806	41,806
OARDC Natural Resources	6,094,350	6,094,350		
OARDC Outlying Stations	2,869,117	2,869,117		
OARDC Piketon Res Ext Ctr	3,172,924	3,172,924		
OARDC Plant Pathology	5,620,476	5,620,476		
OARDC Research Operations	2,493,018	2,493,018		

	OARDC Secrest Arboretum	349,693		349,693
	OARDC-Agricultural Econ	3,151,311		3,151,311
	OSUE - HHHH	1,368,293		1,368,293
	OSUE - Piketon Rsch/Ext Center	13,707		13,707
	OSUE County Operations	946,488		946,488
	OSUE County-West District	54,680		54,680
	OSUE-Administration	36,948		36,948
	OSUE-Agr & Natural Resources	24,456		24,456
	OSUE-Agri Environ & Dev Econ	500		500
	OSUE-Alber Enterprise Center	264		264
	OSUE-Animal Sciences	131		131
	OSUE-Community Development	157,944		157,944
	OSUE-Consumer Sciences	5,813		5,813
	OSUE-Enterprise Center	204,087		204,087
	OSUE-Entomology	186,918		186,918
	OSUE-Family Rel & Human Dev	(4)		(4)
	OSUE-Food Agri & Bio Eng	6,679		6,679
	OSUE-Food Science & Technology	1,916		1,916
	OSUE-Human Ecology Admin	4,217,010		4,217,010
	OSUE-Plant Pathology	3,773		3,773
	OSUE-Veterinary Medicine	9,510		9,510
	Plant Pathology	1,487,639		1,487,639
	School of Natural Resources	4,289,149		4,289,149
Agriculture Total		94,812,232		94,812,232
Business	FCOB Administration	(12)	142,226	142,214
	FCOB Finance	48,600		48,600
	FCOB Marketing	310,579	4,412	314,991
	FCOB Mgmt & Human Resources	401,347		401,347
	FCOB Mgmt Sciences	53,167		53,167
Business Total		813,682	146,638	960,319
Education and Human Ecology	Consumer Sciences	643,503		643,503
	Education Administration	2,190,922	147,454	2,338,376
	Education and Human Ecol Admin	182,572		182,572
	Human Dev & Family Science	2,405,598	(633)	2,404,964
	Human Ecology Admin	2,058	1,024,144	1,026,202
	Human Nutrition	727,152	26,761	753,913
	Schl of Phy Act & Educ Serv	4,644,985	3,111,524	7,756,510
	School of Teaching & Learning	4,308,527	2,864,585	7,173,112
	School/Edu Policy&Leadership	508,663	238,912	747,575
Education and Human Ecology Total		15,613,980	7,412,746	23,026,726
Engineering	Aerospace Engr & Aviation	2,662,508		2,662,508
	Aviation	112,209		112,209
	Biomedical Engineering	2,366,898		2,366,898
	Chemical & Biomolecular Eng	25,227,742		25,227,742
	Civil,Envir Engr & Geod Sci	6,301,403		6,301,403
	Computer Science & Engineering	7,492,297		7,492,297
	Electrical & Computer Engr.	15,116,068		15,116,068
	Engineering Administration	199,321		199,321
	Engineering Exprmnt Station	57,060,431		57,060,431
	Industl Weld & System Engr	5,893,854		5,893,854
	Materials Sci Engineering	20,122,682		20,122,682

	Mechanical Engineering	16,985,824		16,985,824
	National Regulatory Institute	1,901,967		1,901,967
	School of Architecture	606,933		606,933
	Engineering Total	162,050,135		162,050,135
	Law Total	219,024	100,910	319,933
	Social Work Total	1,872,373		1,872,373
	PROFESSIONAL COLLEGES Total	275,381,425	7,660,293	283,041,719

ARTS AND SCIENCES	Arts	Adv Computing Ctr/Art & Des	14,858		14,858	
		Art		9,631	9,631	
		Arts Administration		(641)	(641)	
		Dance	8,343	19,758	28,100	
		History of Art		23,731	23,731	
		Ind, Intr & Visual Comm Design	47,892	7,247	55,139	
		School of Music		12,339	12,339	
		Theatre		30,758	30,758	
		Arts Total	71,093	102,823	173,916	
		Biological Sciences	Biochemistry	2,812,902		2,812,902
			Biological Sciences Admin	281,755		281,755
			EEOB	4,275,378		4,275,378
			Entomology	1,926,429		1,926,429
			Microbiology	5,231,509		5,231,509
			Molecular Genetics	3,404,422		3,404,422
			Plant Biotechnology	1,981,483		1,981,483
			Plant Cell & Molecular Biology	3,992,171		3,992,171
		Biological Sciences Total	23,906,050		23,906,050	
		Humanities	AfricanAmer&African Studies	(538)		(538)
			Ctr Medevil & Ren Studies	53,096		53,096
			Dept of Comp Stds in Hum		31,122	31,122
			East Asian Languages & Lit	143,962		143,962
			English		53,196	53,196
		Foreign Language Center	1,504,876	346,810	1,851,686	
		French and Italian		12,744	12,744	
		Greek and Latin		11,090	11,090	
		History		180,566	180,566	
		Humanities Administration		1,080,500	1,080,500	
		Humanities Institute		0	0	
		Linguistics	771,803		771,803	
		Melton Ctr for Jew Studies	350		350	
		Near Eastern Lang & Culture	74,108		74,108	
		Philosophy	94,118	2,900	97,018	
		Spanish and Portugese		184,373	184,373	
		Women's Studies	26,428		26,428	
	Humanities Total	2,668,203	1,903,300	4,571,503		
	Mathematical and Physical Sciences	Astronomy	2,765,931		2,765,931	
		Chemistry	10,070,789		10,070,789	
		Geological Sciences	7,365,522		7,365,522	
		Math & Physical Sci Admin	1,105,500		1,105,500	
		Mathematics	6,232,084		6,232,084	

	Physics	12,521,110		12,521,110
	Statistics	2,974,023		2,974,023
	Mathematical and Physical Sciences Total	43,034,960		43,034,960
Social and Behavioral Sciences	Anthropology	257,339		257,339
	Criminal Justice Research Ctr	336,782		336,782
	Ctr/Human Resource Rsch	23,365,074		23,365,074
	Economics	709,721		709,721
	Geography	1,706,068		1,706,068
	Political Science	69,212		69,212
	Population Research Center	590,169		590,169
	Psychology	5,238,221		5,238,221
	School of Communication	1,511,151	14,829	1,525,980
	School of Public Policy & Mgmt	266,224		266,224
	Sociology	998,545		998,545
	Speech and Hearing	1,569,944		1,569,944
Urban & Regional Analysis Init	34,855		34,855	
	Social and Behavioral Sciences Total	36,653,304	14,829	36,668,133
ARTS AND SCIENCES Total		106,333,609	2,020,952	108,354,562

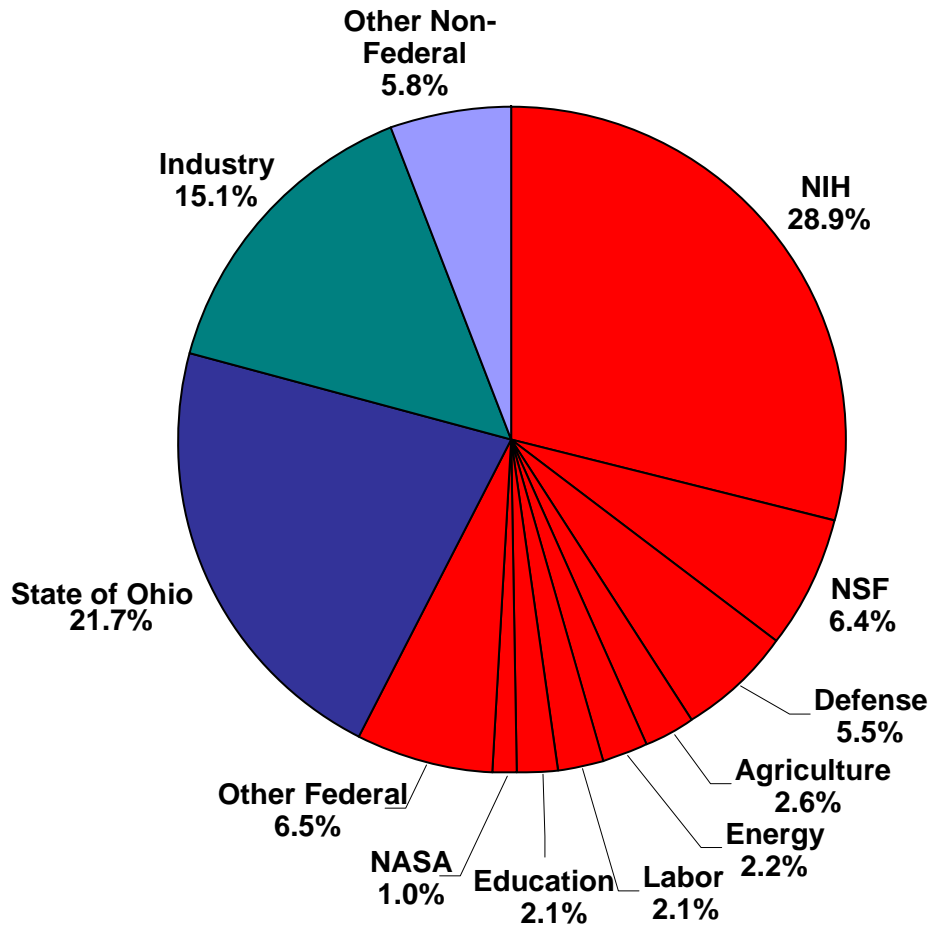
CENTRAL ADMIN	Academic Affairs and Provost	Academic Affairs Admin	103,166	13,823	116,990
		Chief Information Officer	123,777		123,777
		Child Care Program		43,093	43,093
		Faculty and TA Development	17,046		17,046
		Human Resource Admin		122,355	122,355
		John Glenn Institute	50,427		50,427
		Minority Affairs		332,821	332,821
		Office of Intl Studies	2,246,007		2,246,007
		Org & Resource Dev		(967)	(967)
		OSU Management Health Care	40		40
		Wexner Administration		237,677	237,677
			Academic Affairs and Provost Total	2,540,464	748,801
		Arts and Sciences Total	640,588		640,588
	Business and Finance	Athletics		4,192	4,192
		General Univ - GOV		30	30
		General Univ - Univ Controller		33,843	33,843
		General Univ-Resource Planning		9,460	9,460
		Real Estate & Property Mgmt		1,180,696	1,180,696
		Business and Finance Total		1,228,221	1,228,221
		Graduate School Total	2,054,472		2,054,472
	President Total		2,778,105	2,778,105	
Research	Biotechnology Center	35		35	
	Byrd Polar Research	1,625,763		1,625,763	
	Campus Microscopy & Imaging	97,738		97,738	
	CCIC MS&P Facility	64,436		64,436	
	Center for Cognitive Science	533,742		533,742	
	Center for Mapping	1,261,507		1,261,507	
	Center for Materials Research	101,601		101,601	
	Center/Lake Erie Area Research	2,293,090		2,293,090	

		Chemical Instrumentation Ctr	1,028,996		1,028,996
		Laboratory Animal Resources	2,821,805		2,821,805
		Ohio Learning Network	1,363,046	2,336,934	3,699,980
		Ohio Supercomputer Center	21,396,827		21,396,827
		Research Administration	383,687		383,687
		Responsible Research Practices	(92)		(92)
		Special Purpose Research	15,730,835		15,730,835
		TIE Climate, Wtr & Carbon	53,516		53,516
		Research Total	48,756,533	2,336,934	51,093,467
	Student Affairs	Multicultural Center	0	93,064	93,064
		Student Health Services	2		2
		Student Housing Legal Clinic		16,779	16,779
		Wellness Center	333,956		333,956
	Student Affairs Total	333,958	109,843	443,801	
	Undergraduate Studies Total		89,102	89,102	
	University Development Total		26,500	26,500	
	University Libraries Total		119,366	119,366	
CENTRAL ADMIN Total		54,326,016	7,436,873	61,762,888	
REGIONAL CAMPUSES	REGIONAL CAMPUSES	Lima Campus	239,127	239,127	
		Mansfield Campus	606,606	606,606	
		Newark Campus	174,158	174,158	
REGIONAL CAMPUSES Total		1,019,891		1,019,891	

Awards by Administrative Unit

	Amount (\$)	No.
Research Foundation (OSURF)	\$393,945,540	2,443
Ohio Agricultural Research and Development Center (OARDC)	\$36,714,267	238
Research Institute at Nationwide Children's Hospital (CRI)	\$42,924,720	271
Transportation Research Center (TRC)	\$39,565,422	2
Other Research Programs (PSGL, OBOR)	\$86,140,636	553
TOTAL	\$599,290,585	3,507

Awards by Prime Source of Funds



Federal	
National Institutes of Health (NIH)	\$173,213,019
National Science Foundation (NSF)	38,566,443
Department of Defense	33,117,516
Department of Agriculture (USDA)	15,497,627
Department of Energy	13,100,785
Department of Labor	12,761,176
Department of Education	12,516,488
National Aeronautics & Space Admin (NASA)	6,247,322
Other Federal	38,992,071
Total Federal	\$344,012,448
Non-Federal	
State of Ohio	\$130,270,360
Industry	90,347,442
Other Non-Federal	34,660,335
Total Non-Federal	\$255,278,137
Total Expenditures	\$599,290,585

Awards by Unit, College, and Department

Unit	College / Office	Department (Dorg)	Federal		Non-Federal		Total (\$)	Total No.	
			Total (\$)	No.	Total (\$)	No.			
HEALTH SCIENCES	Dentistry	AGD/GPR (21170)			320	1	320	1	
		Dental Hygiene (21200)			1,250	1	1,250	1	
		Dental Restorative/Prosthetic (21300)	498,158	3	35,000	1	533,158	4	
		Dentistry General Operations (21050)			53,820	1	53,820	1	
		Endodontics (21250)			7,236	1	7,236	1	
		Oral Biology (21350)	4,466,720	17	550,311	5	5,017,031	22	
		Oral Pathology (21460)	292,076	2	14,600	2	306,676	4	
		Pediatric Dentistry (21500)	181,875	1	122,175	1	304,050	2	
		Periodontology (21550)	308,912	1	9,636	1	318,548	2	
	Dentistry Total			5,747,740	24	794,348	14	6,542,088	38
	Medicine	Anatomy & Medical Education (25100)	487,360	5	2,998,540	14	3,485,900	19	
		Anesthesiology (25110)	422,604	3	48,610	5	471,214	8	
		Behavioral Med Res Institute (46450)	1,419,136	5	21,003	1	1,440,139	6	
		Biostatistics Program (40030)	77,692	2	287,502	7	365,194	9	
		Cancer Hosp & Research Instit (46040)			158,216	11	158,216	11	
		College of Medicine (25050)			21,601	5	21,601	5	
		Comprehensive Cancer Center (46050)	19,401,843	36	16,324,433	142	35,726,276	178	
		Emergency Medicine (25120)			323,055	18	323,055	18	
		Family Medicine (25130)	123,735	3	248,157	10	371,891	13	
		Geriatrics & Gerontology (46250)			2,134	1	2,134	1	
		Health Services Admin (46010)			2,972	2	2,972	2	
		Heart and Lung (25080)	440,291	3	686,128	9	1,126,419	12	
		Human Cancer Genetics (25160)			79,633	3	79,633	3	
		Internal Medicine (25250)	20,829,523	78	8,912,070	279	29,741,593	357	
		Medicine (25000)	3,331,656	1	26,371	5	3,358,027	6	
		Microbiology & Immunology (25150)	8,331,916	41	2,197,659	42	10,529,574	83	
		Molecular & Cellular Biochem (25700)	6,198,952	19	1,087,912	21	7,286,864	40	
		Neurobiotechnology Center (46350)	1,713,186	6	810,796	10	2,523,982	16	
		Neurological Surgery (25290)	1,271,362	3	829,366	9	2,100,728	12	
		Neurology (25280)	170,035	1	2,899,187	101	3,069,222	102	
		Neuroscience (25320)	2,709,604	13	817,508	14	3,527,112	27	
		Nisonger Center (46400)	2,818,042	6	755,568	20	3,573,610	26	
		Obstetrics & Gynecology (25350)	830,633	6	927,551	19	1,758,184	25	
Ophthalmology (25400)		62,222	1	286,074	14	348,296	15		
Orthopaedics (25430)			158,754	5	158,754	5			
Otolaryngology (25450)	244,456	1	377,500	2	621,956	3			
Pathology (25500)	5,107,716	19	2,406,530	25	7,514,246	44			
Pediatrics (25550)	32,244,191	142	10,905,529	131	43,149,720	273			
Pharmacology (25600)	1,855,476	7	2,133,051	15	3,988,527	22			
Physical Medicine & Rehab (25650)	529,873	2	428,758	11	958,631	13			
Physiology & Cell Biology (25750)	5,229,739	19	1,068,336	17	6,298,075	36			
Psychiatry (25850)	497,337	2	689,379	14	1,186,716	16			
Radiology (25900)	1,220,089	7	1,217,784	21	2,437,872	28			
Ross Heart Hospital (60210)	329,977	1			329,977	1			

	School of Allied Med Profes (25040)	555,704	5	652,823	7	1,208,527	12
	School of Biomedical Science (25060)			421,448	1	421,448	1
	Surgery (25950)	2,831,680	11	1,979,099	58	4,810,779	69
	University Hospitals (60000)			346,997	1	346,997	1
Medicine Total		121,286,030	448	63,538,034	1070	184,824,064	1518
Nursing Total		920,620	9	285,875	9	1,206,495	18
Optometry Total		2,710,970	10	2,117,233	17	4,828,203	27
Pharmacy Total		5,187,727	23	1,686,509	25	6,874,236	48
Public Health Total		3,042,954	26	3,583,065	44	6,626,019	70
Veterinary Medicine	Vet Clinical Sciences (29250)	178,895	3	1,651,799	47	1,830,694	50
	Vet Med Administration (29000)			35,058	2	35,058	2
	Veterinary Biosciences (29400)	7,470,827	25	1,340,921	28	8,811,748	53
	Veterinary Preventive Med (29760)	836,013	2	921,514	16	1,757,527	18
Veterinary Medicine Total		8,485,736	30	3,949,292	93	12,435,027	123
HEALTH SCIENCES Total		147,381,776	570	75,954,356	1272	223,336,132	1842

PROFESSIONAL COLLEGES	Agriculture	Agric Envrn & Dev Econ (11140)	400,913	4	351,652	7	752,565	11
		Agriculture Administration (41000)			25,000	1	25,000	1
		Animal Sciences (11320)	200,665	2	1,132,750	8	1,333,414	10
		ATI-Administrative Support (08890)	938,484	3			938,484	3
		Food Agr & Biological Engr (11230)	690,398	8	742,575	16	1,432,972	24
		Food Science & Technology (11560)	1,360,772	10	1,484,878	14	2,845,650	24
		Horticultural & Crop Sciences (11270)	803,602	6	562,559	12	1,366,161	18
		Human & Comm Res Dev (11180)	226,095	2	211,420	9	437,514	11
		Intl Prog In Agriculture (11070)	21,672	2	162,433	3	184,105	5
		OARDC Animal Sciences (56320)	2,959,540	10	4,796,848	22	7,756,388	32
		OARDC Computing & Stat Srv (56960)	407	2	664,788	2	665,195	4
		OARDC Director's Office (56000)	2,267,779	10	291,212	8	2,558,992	18
		OARDC Electron Micro Lab (56950)			470,092	3	470,092	3
		OARDC Entomology (56300)	989,663	13	2,250,499	19	3,240,161	32
		OARDC Food Animal Health (56250)	2,539,235	10	2,428,035	18	4,967,269	28
		OARDC Food Science & Tech (56560)	432,996	4	1,071,329	5	1,504,324	9
		OARDC Food, Agric & Bio Eng (56230)	1,120,474	8	1,993,677	16	3,114,151	24
		OARDC Hort & Crop Sciences (56270)	2,048,353	12	4,953,932	38	7,002,284	50
		OARDC Human & Comm Res Dev (56180)	495,343	5	547,398	7	1,042,741	12
		OARDC Human Ecology (56900)	125,766	5	586,942	10	712,708	15
		OARDC Interdisciplinary (56500)	55,260	2	1,266,152	23	1,321,412	25
		OARDC Natural Resources (56730)	1,425,455	9	2,766,961	22	4,192,416	31
		OARDC Outlying Stations (56940)			1,947,660	13	1,947,660	13
		OARDC Piketon Res Ext Ctr (56920)	833,976	1	1,459,428	13	2,293,404	14
		OARDC Plant Pathology (56780)	719,668	8	2,574,852	27	3,294,520	35
		OARDC Research Operations (56980)			1,676,482	5	1,676,482	5
		OARDC Secrest Arboretum (56050)	30,116	2	216,287	5	246,403	7
		OARDC-Agricultural Econ (56140)	807,998	4	1,264,048	9	2,072,046	13
		OSUE - HHHH (55110)	1,124,000	2	85,404	3	1,209,404	5
		OSUE - Piketon Rsch/Ext Center (55960)			5,000	1	5,000	1
		OSUE County Operations (55020)	72,757	3	863,716	32	936,473	35

	OSUE County-North District (55040)	52,913	1	13,000	1	65,913	2
	OSUE County-South District (55060)	30,000	1	16,750	2	46,750	3
	OSUE County-West District (55050)	26,456	1	39,276	2	65,732	3
	OSUE-Administration (55010)			16,649	3	16,649	3
	OSUE-Agr & Natural Resources (55080)			25,465	2	25,465	2
	OSUE-Alber Enterprise Center (55990)			264	1	264	1
	OSUE-Community Development (55120)	26,456	1	177,947	5	204,403	6
	OSUE-Consumer Sciences (55950)			10,000	1	10,000	1
	OSUE-Enterprise Center (55970)			192,710	3	192,710	3
	OSUE-Entomology (55300)	104,986	2	89,988	2	194,974	4
	OSUE-Food Agri & Bio Eng (55230)	16,998	1	51,773	3	68,771	4
	OSUE-Human Ecology Admin (55900)			2,300,809	2	2,300,809	2
	OSUE-Plant Pathology (55780)			63,204	2	63,204	2
	Plant Pathology (11780)	170,341	4	706,691	9	877,032	13
	School of Natural Resources (11730)	1,340,254	12	2,902,103	40	4,242,357	52
	Agriculture Total	24,459,787	170	45,460,637	449	69,920,424	619
Business	FCOB Administration (10000)	333,000	1	178,329	5	511,329	6
	FCOB Marketing (10500)	404,866	1			404,866	1
	FCOB Mgmt & Human Resources (10390)			14,000	1	14,000	1
	Business Total	737,866	2	192,329	6	930,195	8
Education and Human Ecology	Consumer Sciences (15050)	274,308	2	96,744	4	371,052	6
	Education Administration (12000)			1,518,659	8	1,518,659	8
	Education and Human Ecol Admin (12000)	47,800	1			47,800	1
	Human Dev & Family Science (15010)	2,772,742	6	564,977	7	3,337,719	13
	Human Ecology Admin (15000)	1,082,955	2	1,621,895	4	2,704,850	6
	Human Nutrition (15040)	1,783,768	4	494,384	13	2,278,152	17
	Schl of Phy Act & Educ Serv (12700)	1,280,135	4	1,994,019	33	3,274,154	37
	School of Teaching & Learning (12750)	115,569	1	3,896,900	23	4,012,469	24
	School/Edu Policy&Leadership (12800)			448,071	7	448,071	7
	Education and Human Ecology Total	7,357,276	20	10,635,650	99	17,992,926	119
Engineering	Aerospace Engr & Aviation (14070)	412,594	5	1,303,836	7	1,716,429	12
	Aviation (14150)	234,143	1			234,143	1
	Biomedical Engineering (14170)	780,826	7	881,630	13	1,662,455	20
	Chemical & Biomolecular Eng (14250)	4,110,856	15	10,739,099	25	14,849,955	40
	Civil,Envir Engr & Geod Sci (14270)	3,389,115	21	2,336,297	23	5,725,412	44
	Computer Science & Engineering (14350)	4,882,852	34	2,776,266	17	7,659,118	51
	Electrical & Computer Engr. (14450)	7,835,061	35	8,469,445	88	16,304,506	123
	Engineering Administration (14000)	154,209	2			154,209	2
	Engineering Exprmnt Station (14520)	9,483,579	3	39,112,910	30	48,596,489	33
	Industl Weld & System Engr (14570)	2,688,673	20	3,580,008	32	6,268,680	52
	Materials Sci Engineering (14680)	6,683,292	30	5,767,194	41	12,450,485	71
	Mechanical Engineering (14700)	5,200,654	34	6,967,719	57	12,168,373	91
	National Regulatory Institute (14820)	28,000	1	1,751,230	11	1,779,230	12
	School of Architecture (14100)			331,530	3	331,530	3
	Engineering Total	45,883,853	208	84,017,163	347	129,901,016	555
	Law Total			301,714	4	301,714	4
	Social Work Total			1,434,114	13	1,434,114	13
	PROFESSIONAL COLLEGES Total	78,438,783	400	142,041,607	918	220,480,389	1318

ARTS AND SCIENCES	Arts	Adv Computing Ctr/Art & Des (02100)			176,271	2	176,271	2	
		Dance (02410)			47,867	1	47,867	1	
		School of Music (02620)			2,184	1	2,184	1	
		Theatre (02800)			3,000	1	3,000	1	
	Arts Total					229,322	5	229,322	5
	Biological Sciences	Biochemistry (03100)	2,823,491	19	548,821	10	3,372,312	29	
		Biological Sciences Admin (03000)	43,554	1	8	1	43,562	2	
		EEOB (03900)	810,830	5	838,709	14	1,649,539	19	
		Entomology (03300)	1,207,772	7	145,192	6	1,352,964	13	
		Microbiology (03500)	2,506,323	15	1,269,829	10	3,776,152	25	
		Molecular Genetics (03400)	3,138,988	18	402,895	5	3,541,883	23	
		Plant Biotechnology (03850)	1,336,818	9	404,185	6	1,741,003	15	
	Plant Cell & Molecular Biology (03800)	1,577,050	10	2,998,273	6	4,575,324	16		
	Biological Sciences Total			13,444,825	84	6,607,912	58	20,052,738	142
	Humanities	Ctr Medeval & Ren Studies (05050)			53,096	2	53,096	2	
		East Asian Languages & Lit (05270)			993,316	4	993,316	4	
		English (05370)	94,895	1	4,353	1	99,248	2	
		Foreign Language Center (05430)	301,000	1	1,080,393	6	1,381,393	7	
		History (05570)	7,500	1	103,766	3	111,266	4	
		Linguistics (05660)	398,279	4	261,552	3	659,831	7	
Spanish and Portugese (05960)		200,000	1			200,000	1		
Humanities Total			1,001,674	8	2,496,475	19	3,498,149	27	
Mathematical and Physical Sciences	Astronomy (06140)	813,527	15	406,567	9	1,220,094	24		
	Chemistry (06280)	7,437,597	45	1,729,875	72	9,167,472	117		
	Geological Sciences (06560)	1,843,380	29	1,589,092	15	3,432,472	44		
	Math & Physical Sci Admin (06000)	1,138,500	1	223,445	4	1,361,945	5		
	Mathematics (06710)	671,730	25	301,496	6	3,973,226	31		
	Physics (06840)	8,704,918	47	4,672,191	20	13,377,109	67		
	Statistics (06940)	2,592,878	18	415,011	16	3,007,889	34		
Mathematical and Physical Sciences Total			26,202,530	180	9,337,677	142	35,540,207	322	
Social and Behavioral Sciences	Anthropology (07110)	535,742	5	48,675	5	584,417	10		
	Criminal Justice Research Ctr (07780)	129,563	3	30,905	2	160,468	5		
	Ctr/Human Resource Rsch (07030)	13,204,728	5	6,716,964	13	19,921,692	18		
	Economics (07220)	283,097	5	61,841	3	344,938	8		
	Geography (07330)	834,300	12	197,367	5	1,031,668	17		
	Political Science (07550)	142,603	4	2,939	1	145,542	5		
	Population Research Center (07080)	251,450	2	13,093	2	264,543	4		
	Psychology (07660)	3,401,646	19	395,818	4	3,797,464	23		
	School of Communication (07440)	594,505	2	235,492	5	829,996	7		
	School of Public Policy & Mgmt (07700)			318,767	2	318,767	2		
	Sociology (07770)	184,317	7	282,355	5	466,673	12		
Speech and Hearing (07990)	1,799,095	5	285,542	6	2,084,637	11			
Social and Behavioral Sciences Total			21,361,044	69	8,589,758	53	29,950,802	122	
ARTS AND SCIENCES Total			62,010,074	341	27,261,144	277	89,271,217	618	

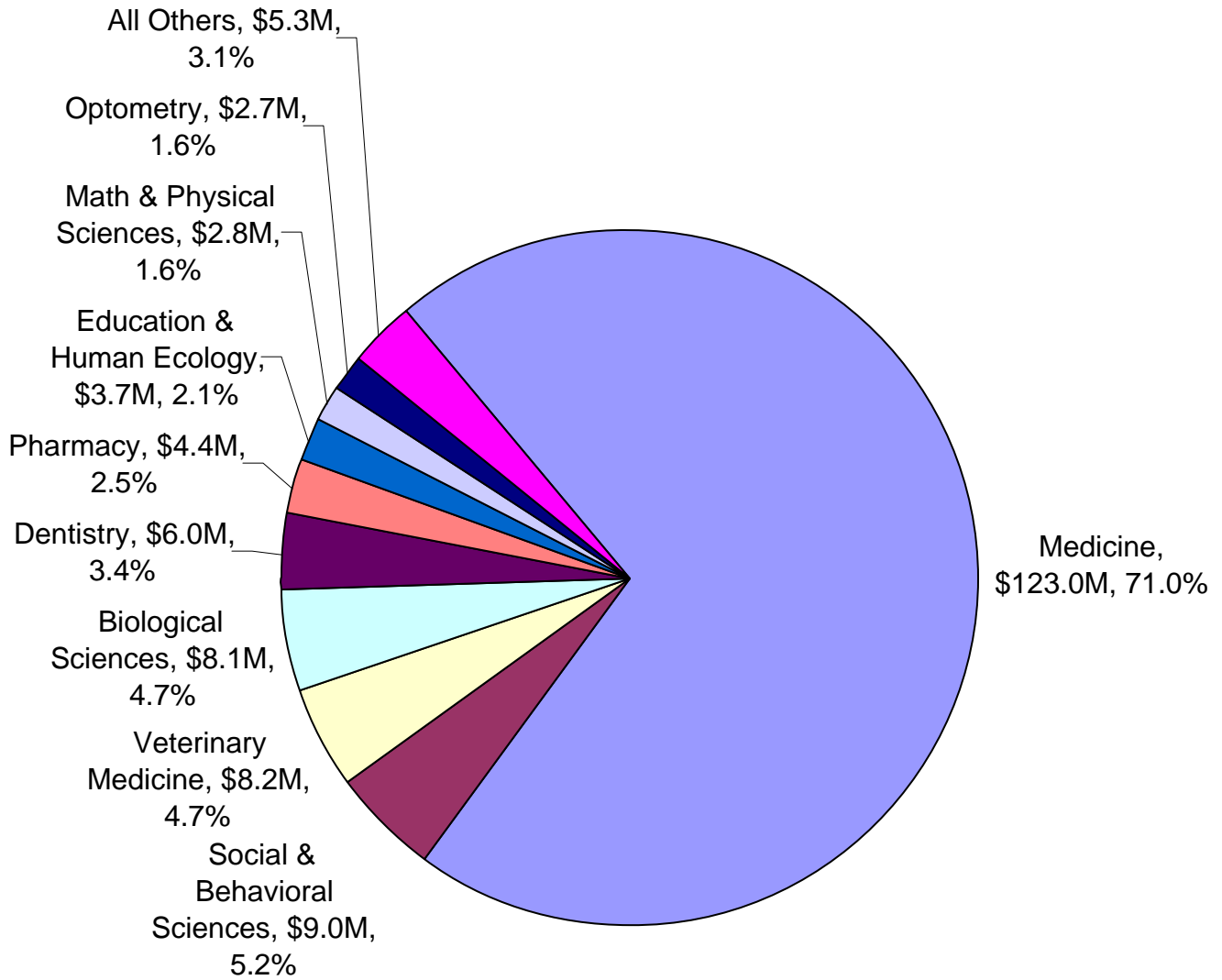
CENTRAL ADMIN	Academic Affairs and Provost	Academic Affairs Admin (42000)			150,000	1	150,000	1
		Chief Information Officer (42710)			169,512	4	169,512	4
		Human Resource Admin (47000)			31,133	1	31,133	1
		John Glenn Institute (42030)			87,056	3	87,056	3
		Minority Affairs (42070)	399,952	2			399,952	2
		Office of Intl Studies (42350)	1,812,490	5	38,101	3	1,850,591	8

	OSU Management Health Care (47800)			40	1	40	1
	Wexner Administration (42880)			124,207	6	124,207	6
Academic Affairs and Provost Total		2,212,442	7	600,048	19	2,812,490	26
Arts and Sciences Total				643,825	8	643,825	8
Graduate School Total		1,428,924	2			1,428,924	2
President Total				2,778,105	1	2,778,105	1
Research	Biotechnology Center (40570)			35	1	35	1
	Byrd Polar Research (40500)	2,702,164	17	1,654,505	19	4,356,669	36
	Campus Microscopy & Imaging (40050)			97,738	2	97,738	2
	CCIC MS&P Facility (40040)			148,250	1	148,250	1
	Center for Cognitive Science (40600)	911,080	3	375,260	3	1,286,340	6
	Center for Mapping (40070)	470,507	5	444,649	10	915,156	15
	Center for Materials Research (40060)	600,969	3	119,551	5	720,520	8
	Center/Lake Erie Area Research (40540)	1,565,174	4	575,638	20	2,140,812	24
	Chemical Instrumentation Ctr (40040)	669,302	3	845,606	2	1,514,907	5
	Inst for Material Res (40070)			467,331	1	467,331	1
	Laboratory Animal Resources (40120)			2,683,187	4	2,683,187	4
	Ohio Learning Network (40220)			4,772,452	3	4,772,452	3
	Ohio Supercomputer Center (40280)	4,415,406	18	17,249,643	54	21,665,049	72
	Research Administration (40000)			361,537	2	361,537	2
	Special Purpose Research (40010)			16,752,147	7	16,752,147	7
	TIE Climte, Wtr & Carbon (40500)			53,615	1	53,615	1
Research Total		11,334,601	53	46,601,144	135	57,935,745	188
Student Affairs	Multicultural Center (45140)			8,300	2	8,300	2
	Recreational Sports (45600)			4,250	1	4,250	1
	Wellness Center (45800)			25,000	1	25,000	1
Student Affairs Total				37,550	4	37,550	4
University Development Total				26,500	1	26,500	1
University Libraries Total		94,895	1			94,895	1
CENTRAL ADMIN Total		15,070,861	63	50,687,172	168	65,758,034	231

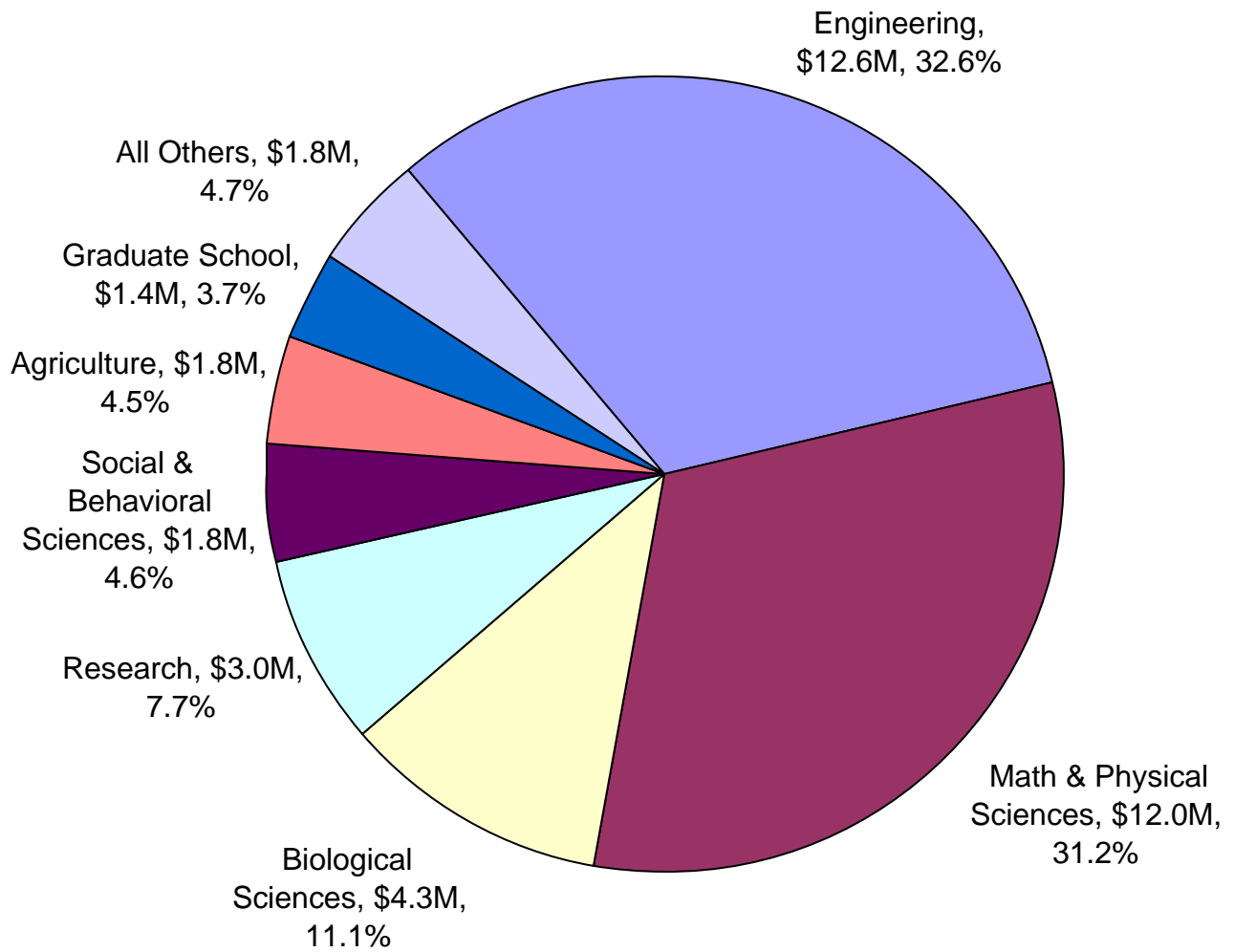
REGIONAL CAMPUSES	Regional Campuses	Lima Campus (09280)	147,584	3		147,584	3	
		Mansfield Campus (09420)			152,615	2	152,615	2
		Newark Campus (09710)			144,615	1	144,615	1
REGIONAL CAMPUSES Total			147,584	3	297,229	3	444,813	6

Total Awards	303,049,077	1377	296,241,508	2638	599,290,585	4015
---------------------	--------------------	-------------	--------------------	-------------	--------------------	-------------

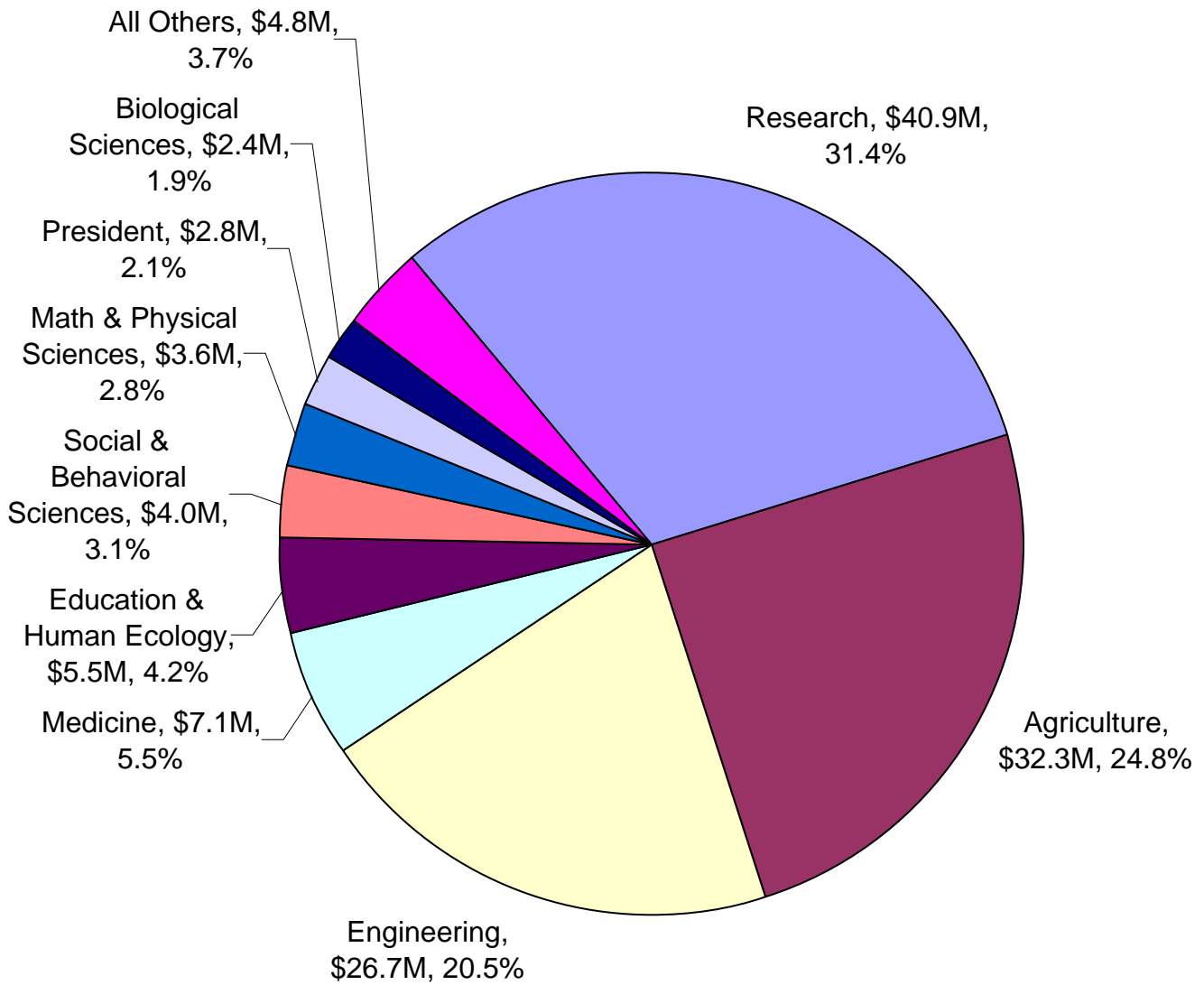
NIH Awards by College



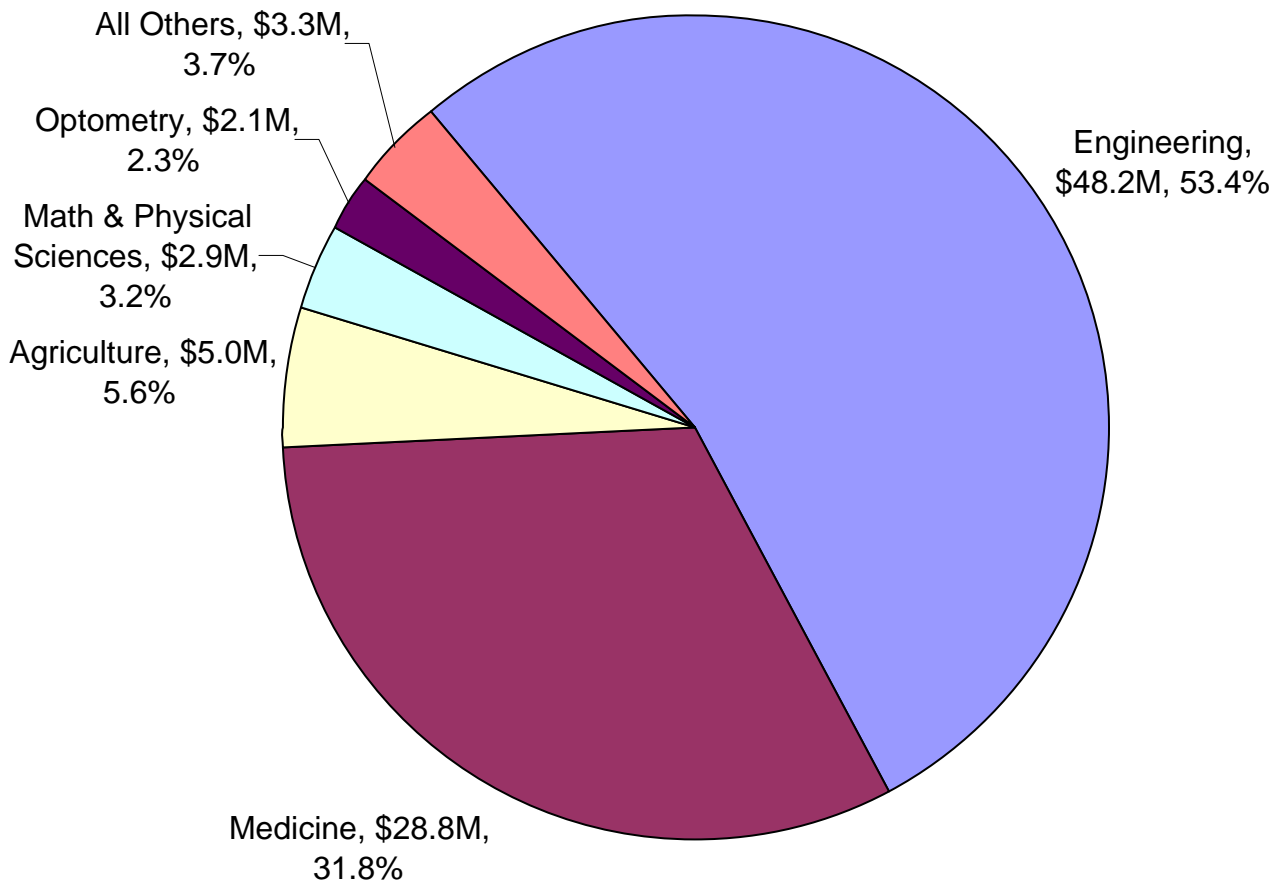
NSF Awards by College



State of Ohio Awards by College



Industry Awards by College



Top 25 Research Awards

No.	Sponsor	Principal Investigator	Department	Title of Project	Amount (\$)
1	Bureau of Labor Statistics	Olsen, Randall Jay	Ctr/Human Resource Rsch	National Longitudinal Surveys of youth and women, and young adult and child: Rounds 21 & 22 option	12,673,916
2	Ohio Department of Development	Lee, L James	NSEC-Polymer Biomed	Commercialization of high performance nano-tailored structural composites for energy and survivability applications, 07-016	8,000,000
3	National Cancer Institute	Caligiuri, Michael A	Comprehensive Cancer Center	The Ohio State University comprehensive cancer support grant.	3,926,735
4	Ohio Department of Development	Chalmers, Jeffrey John	Chemical & Biomolecular Eng	Advanced biomedical devices for disease diagnosis and therapy	3,500,000
5	Nat Inst Child Health & Human Development	Olsen, Randall Jay	Ctr/Human Resource Rsch	New immigrant survey	3,336,326
6	Nat Center for Research Resources	Souba Jr., Wiley William	ADM-Medicine Administration	General clinical research center.	3,331,656
7	NSF Div Engineering Education & Centers	Lee, L James	NSEC-Polymer Biomed	Center for affordable nanoengineering of polymer biomedical devices (CANPBD)	2,749,810
8	Mississippi State Univ	Ahalt, Stanley Carlton	Electrical & Computer Engr.	High Performance Computing Modernization Program	2,457,772
9	National Cancer Institute	Paskett, Electra Diane	Comprehensive Cancer Center	Reducing cervical cancer in Appalachia.	2,446,406
10	OH Board of Regents	Carey, Cathleen M	Ohio Learning Network	Ohio Learning Network.	2,429,622
11	Bill & Melinda Gates Fdn	Sayre, Richard Thomas	Plant Cell & Molecular Biology	Improving cassava for nutrition, health, and sustainable development.	2,353,827
12	Nat Asc Regulatory Utility Comsrs	Hempling, Scott	Natl Regulatory Research Inst	NRRI Regularized Funding	2,340,546
13	National Cancer Institute	Jacob, Samson T	Comprehensive Cancer Center	DNA methylation and chromatin modifications: Mechanisms and applications in cancer therapy	2,248,455
14	US Department of Energy	Kass, Richard David	Physics	Research in elementary particle physics.	2,241,000
15	Smart Transitions LLC	De Lucia, Frank Charles	Physics	Mission adaptable chemical spectrometer (MACS)	2,209,162
16	National Heart, Lung, and Blood Inst	Jackson, Rebecca Dorothy	Endo, Diabetes & Metabolism	Genome-wide Association Study to Identify Genetic Components of Hip Fracture	2,165,577
17	National Cancer Institute	Pereira, Michael A.	Comprehensive Cancer Center	Preclinical efficacy and intermediate biomarker assays	2,147,243
18	National Cancer Institute	Lairmore, Michael Dale	Veterinary Biosciences	Retrovirus models of lymphocyte transformation and disease.	2,034,908
19	NSF Div Mathematical Sciences	Friedman, Avner	Mathematics	Mathematical Biosciences Institute.	1,999,999
20	National Cancer Institute	Caligiuri, Michael A	Comprehensive Cancer Center	Innate immunity: Elucidation/modulation - cancer therapy.	1,921,456
21	Air Force Materiel Command	Fraser, Hamish Lugard	CAMM	Accelerated metals development by computation	1,836,632
22	Institute of Education Sciences	Sloutsky, Vladimir Michailovich	Center for Cognitive Science	The role of external representations in learning and transfer of mathematical concepts	1,760,669
23	OH Dept of Job & Family Services	McDowell, Joyce Rae	OSUE-Human Ecology Ext Admin	Ohio family nutrition program	1,742,495
24	Army Medical Res Acquisition Activity	Hadad, Christopher Martin	Chem-Hadad	Mechanistic, kinetic, spectroscopic and computational evaluations of OP hydrolysis activity of enzymes	1,741,481
25	National Cancer Institute	Frankel ,Wendy L	Pathology	Cooperative human tissue network.	1,731,557
Top 25 Total					75,327,250
This table points out the diverse range of programs and projects across campus.					OSURF Data only.