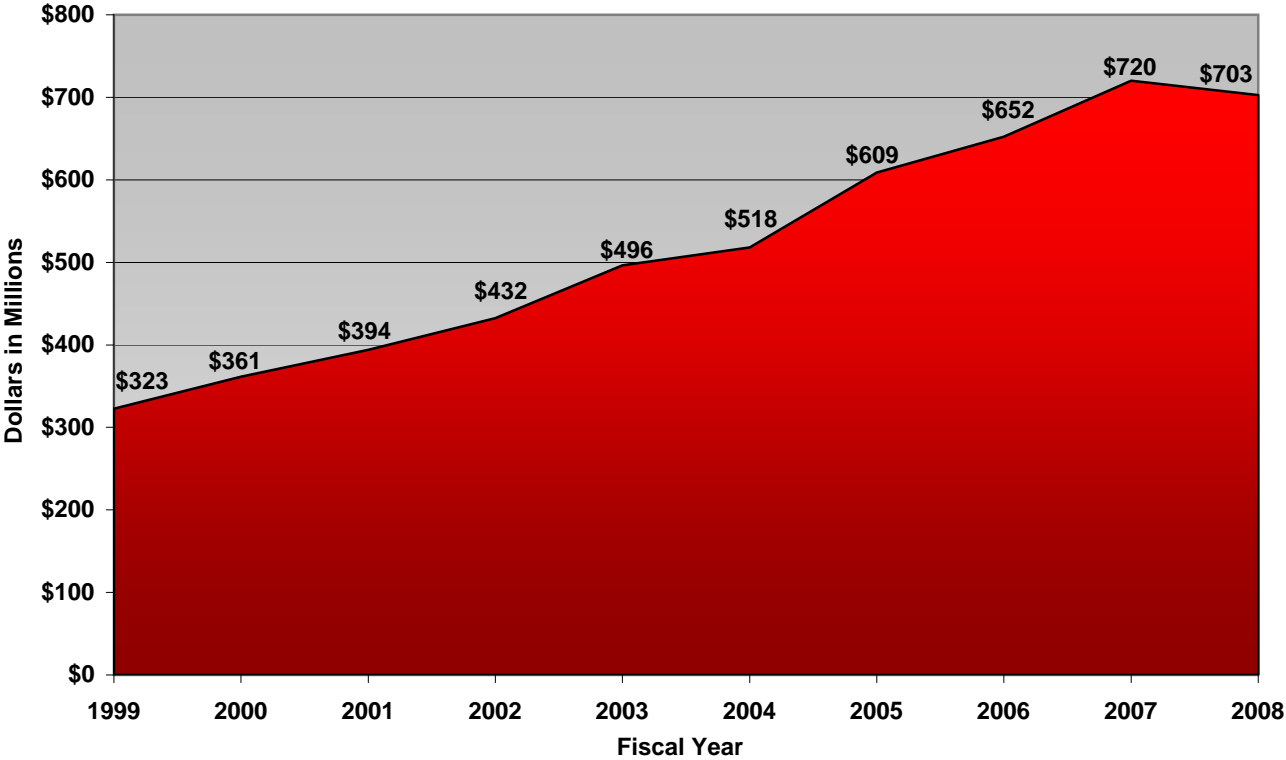




2008
Research Report

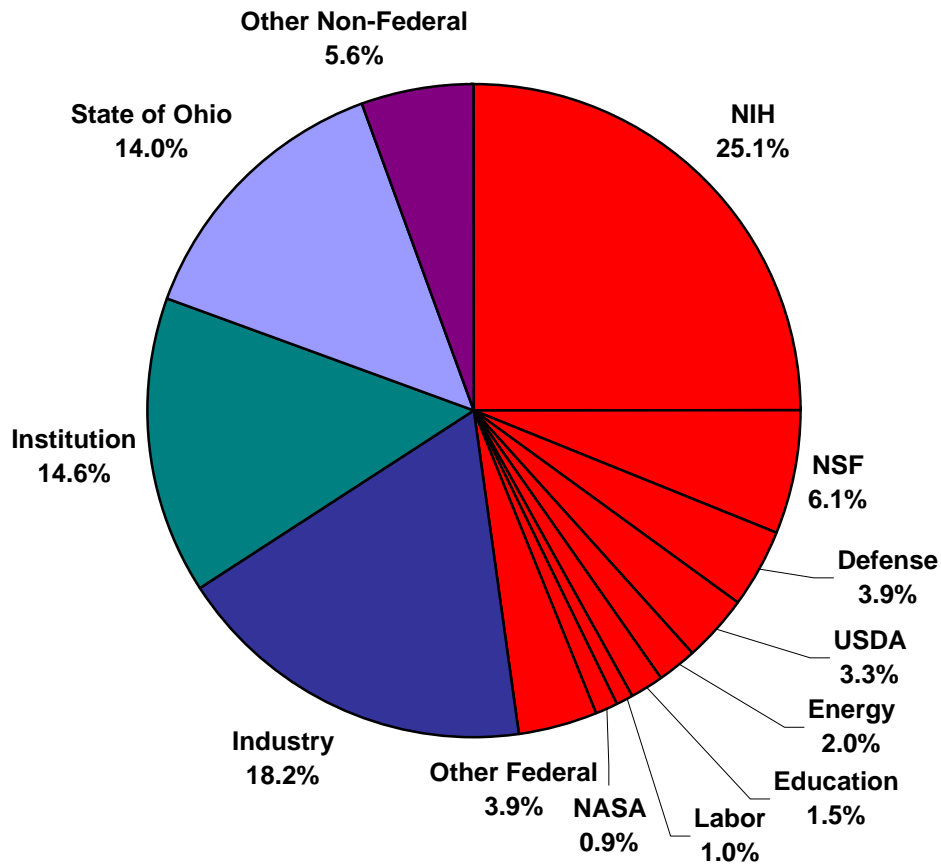
10-Year Science & Engineering R&D Expenditure Trend



Expenditures by Administrative Unit

	Amount (\$)	No.
Research Foundation (OSURF)	\$397,617,444	6,450
Ohio Agricultural Research and Development Center (OARDC)	\$40,497,783	1,089
Research Institute at Nationwide Children's Hospital (RINCH)	\$46,337,185	568
Transportation Research Center (TRC)	\$42,788,286	2
Other Research Programs (PSGL)	\$72,691,904	1,139
Institution (cost sharing & support)	\$102,630,875	
TOTAL	\$702,563,477	9,248

Expenditures by Prime Source of Funds

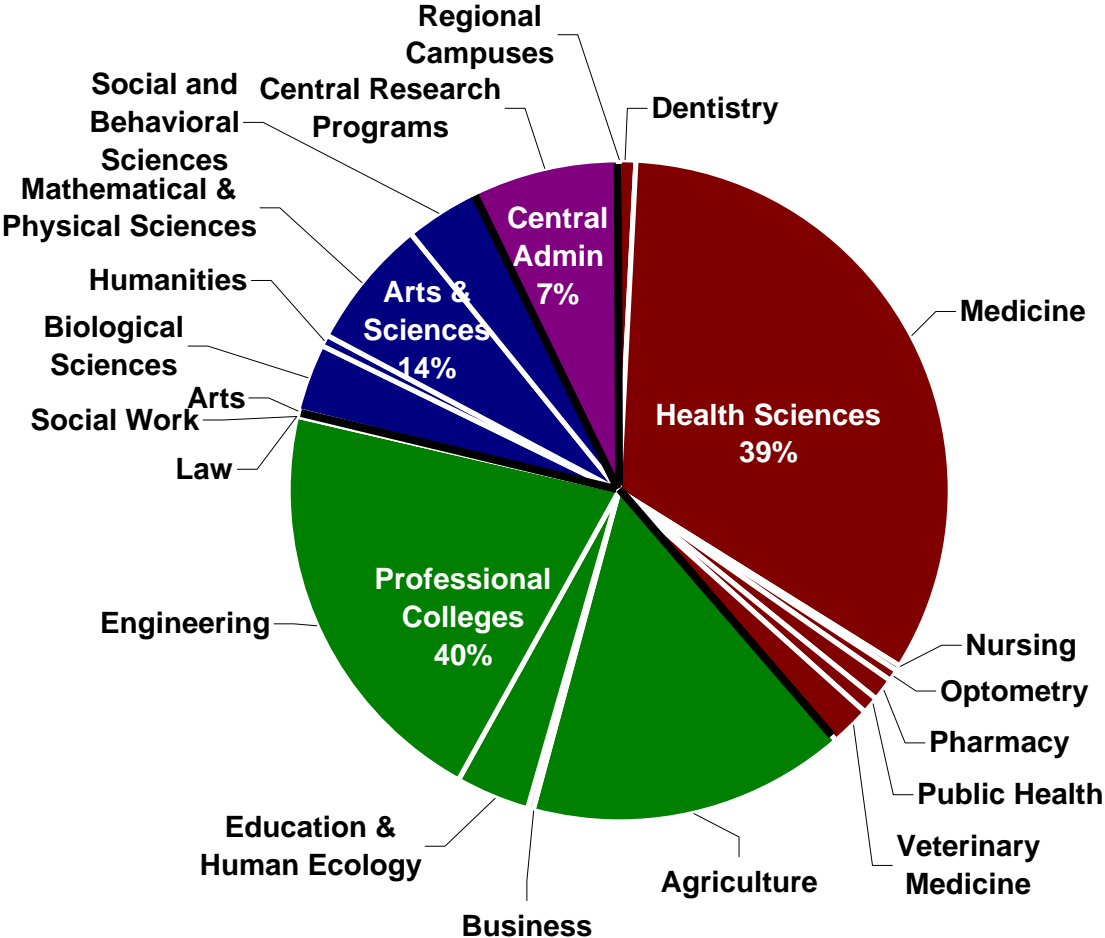


Federal	FY 2008	FY 2007	% Change
National Institutes of Health (NIH)	\$176,498,186	\$149,513,023	18.0%
National Science Foundation (NSF)	42,825,437	41,026,383	4.4%
Department of Defense	27,329,680	28,314,508	-3.5%
Department of Agriculture (USDA)	22,931,352	24,541,440	-6.6%
Department of Energy	13,925,106	11,689,215	19.1%
Department of Education	10,738,826	10,522,837	2.1%
Department of Labor	6,933,114	14,453,814	-52.0%
National Aeronautics & Space Admin (NASA)	6,466,386	7,896,895	-18.1%
Other Federal	27,449,467	25,283,843	8.6%
Total Federal	\$335,097,553	\$313,241,959	7.0%

Non-Federal	FY 2008	FY 2007	% Change
Industry	\$127,605,773	\$142,176,862	-10.2%
Institution	102,652,964	102,158,292	0.5%
State of Ohio	98,040,717	111,172,992	-11.8%
Other Non-Federal	39,166,470	51,455,619	-23.9%
Total Non-Federal	\$367,465,923	\$406,963,765	-9.7%

Total Expenditures	\$702,563,477	\$720,205,724	-2.4%
---------------------------	----------------------	----------------------	--------------

Expenditures by Unit/College



See detail on following pages.

Expenditures by Unit, College, and Department

Unit	College/Office	Dorg Name	S&E	Non-S&E	Total	
HEALTH SCIENCES	Dentistry	AGD/GPR	72		72	
		Dental Hygiene	2,922		2,922	
		Dental Restorative/Prosthetic	420,075		420,075	
		Dentistry Administration	305,681		305,681	
		Dentistry General Operations	36,443		36,443	
		Endodontics	73,092		73,092	
		Oral Biology	4,735,529		4,735,529	
		Oral Pathology	240,236		240,236	
		Oral/Maxillofacial Surgery	10,944		10,944	
		Orthodontics	90,860		90,860	
		Pediatric Dentistry	305,936		305,936	
	Periodontology	273,239		273,239		
	Dentistry Total			6,495,030		6,495,030
	Medicine					
		Anatomy & Medical Education	3,545,589		3,545,589	
		Anesthesiology	1,241,882		1,241,882	
		Behavioral Med Res Institute	1,425,799		1,425,799	
		Biostatistics Program	379,547		379,547	
		Cancer Hosp & Research Instit	3,263,850		3,263,850	
		Cancer Population Sciences	24,144		24,144	
		CMIB-Ctr Microb Interface Biol	440,369		440,369	
		College of Medicine	4,747		4,747	
		Comprehensive Cancer Center	62,050,322		62,050,322	
		Emergency Medicine	268,918		268,918	
		Family Medicine	868,564		868,564	
		Geriatrics & Gerontology	221		221	
		Health Sciences Admin	656,986		656,986	
		Health Sciences Library	7,141		7,141	
		Heart and Lung	22,706,936		22,706,936	
		Human Cancer Genetics	125,322		125,322	
		Internal Medicine	16,009,703		16,009,703	
		Medicine	3,525,375		3,525,375	
		Microbiology & Immunology	5,813,592		5,813,592	
	Molecular & Cellular Biochem	4,418,039		4,418,039		
	Neurobiotechnology Center	3,791,272		3,791,272		
	Neurological Surgery	533,815		533,815		
	Neurology	3,923,954		3,923,954		
	Neuroscience	3,569,516		3,569,516		
	Nisonger Center	3,226,857		3,226,857		
	Obstetrics & Gynecology	2,272,990		2,272,990		
	Ophthalmology	834,037		834,037		
	Orthopaedics	349,543		349,543		
	Otolaryngology	1,104,738		1,104,738		
	Pathology	8,105,420		8,105,420		
	Pediatrics	59,781,237		59,781,237		
	Pharmacology	6,601,902		6,601,902		
	Physical Medicine & Rehab	1,333,329		1,333,329		
	Physiology & Cell Biology	4,706,895		4,706,895		
	Psychiatry	1,287,914		1,287,914		
	Radiology	6,935,202		6,935,202		
	School of Allied Med Profes	1,245,127		1,245,127		
	School of Biomedical Science	190,857		190,857		

	Surgery	3,375,065	3,375,065
	University Hospitals	6,960	6,960
	Medicine Total	239,953,671	239,953,671
	Nursing Total	1,209,876	1,209,876
	Optometry Total	4,445,246	4,445,246
	Pharmacy Total	7,416,093	7,416,093
	Public Health Total	6,689,850	6,689,850
	Veterinary Medicine		
	Vet Clinical Sciences	2,540,740	2,540,740
	Vet Med Administration	584,365	584,365
	Veterinary Biosciences	10,162,328	10,162,328
	Veterinary Preventive Med	1,380,778	1,380,778
	Veterinary Medicine Total	14,668,212	14,668,212
	HEALTH SCIENCES Total	280,877,980	280,877,980

PROFESSIONAL COLLEGES	Agriculture	Agric Envrn & Dev Econ	1,212,605	1,212,605
		Agricultural Division	34,260	34,260
		Agriculture Administration	38,660	38,660
		Animal Sciences	1,237,490	1,237,490
		ATI - Academic Affairs	140	140
		ATI-Administrative Support	1,539,931	1,539,931
		Conferences & Institutes		812
		Food Agr & Biological Engr	1,323,567	1,323,567
		Food Science & Technology	2,295,858	2,295,858
		Horticultural & Crop Sciences	1,522,630	1,522,630
		Human & Comm Res Dev	400,471	400,471
		Intl Prog In Agriculture	183,519	183,519
		OARDC Animal Sciences	10,203,684	10,203,684
		OARDC Computing & Stat Srv	977,196	977,196
		OARDC Director's Office	1,656,947	1,656,947
		OARDC Electron Micro Lab	726,585	726,585
		OARDC Entomology	5,103,961	5,103,961
		OARDC Food Animal Health	5,830,900	5,830,900
		OARDC Food Science & Tech	2,534,629	2,534,629
		OARDC Food, Agric & Bio Eng	4,435,656	4,435,656
		OARDC Hort & Crop Sciences	12,226,726	12,226,726
		OARDC Human & Comm Res Dev	1,621,667	1,621,667
		OARDC Human Ecology	1,189,411	1,189,411
		OARDC Interdisciplinary	16,275,634	16,275,634
		OARDC Natural Resources	6,047,271	6,047,271
		OARDC Outlying Stations	3,018,106	3,018,106
		OARDC Piketon Res Ext Ctr	3,425,104	3,425,104
		OARDC Plant Pathology	5,625,388	5,625,388
		OARDC Research Operations	2,575,513	2,575,513
		OARDC Secrest Arboretum	401,508	401,508
		OARDC-Agricultural Econ	3,785,887	3,785,887
		OSUE - HHHH	1,345,108	1,345,108
	OSUE - Piketon Rsch/Ext Center	97,490	97,490	
	OSUE County Operations	1,018,616	1,018,616	
	OSUE County-North District	63,031	63,031	
	OSUE County-South District	35,904	35,904	
	OSUE County-West District	81,337	81,337	

	OSUE-Administration	13,419		13,419
	OSUE-Ag Business Enhancement	11,837		11,837
	OSUE-Agr & Natural Resources	5,443		5,443
	OSUE-Animal Sciences	83		83
	OSUE-Community Development	116,226		116,226
	OSUE-Consumer Sciences	1,330		1,330
	OSUE-Enterprise Center	164,852		164,852
	OSUE-Entomology	273,236		273,236
	OSUE-Food Agri & Bio Eng	40,884		40,884
	OSUE-Food Science & Technology	(3,597)		(3,597)
	OSUE-Hort & Crop Science	857		857
	OSUE-Human Ecology Admin	4,915,290		4,915,290
	OSUE-Human Nutr & Food Mgmt	70		70
	OSUE-Plant Pathology	56,287		56,287
	OSUE-Veterinary Medicine	2,473		2,473
	Plant Pathology	1,369,501		1,369,501
	School of Natural Resources	4,966,814		4,966,814
Agriculture Total		112,027,396	812	112,028,208
Business	FCOB Accting & Mgt Info Sys	5,086		5,086
	FCOB Administration	(44)	119,293	119,249
	FCOB Executive Education		557	557
	FCOB Finance	792		792
	FCOB Marketing	382,650	43,897	426,547
	FCOB Mgmt & Human Resources	1,096,320		1,096,320
	FCOB Mgmt Sciences	52,606		52,606
Business Total		1,537,410	163,747	1,701,157
Education and Human Ecology	Consumer Sciences	558,664	6,983	565,647
	Education Administration	1,943,549	443,996	2,387,545
	Education and Human Ecol Admin	118,650	150,679	269,328
	English/Second Language		63,610	63,610
	Human Dev & Family Science	2,826,274	789,857	3,616,131
	Human Ecology Admin	38,799	2,647,525	2,686,324
	Human Nutrition	1,730,371	87,442	1,817,813
	Nutrition		3,513	3,513
	Schl of Phy Act & Educ Serv	2,527,896	4,873,410	7,401,306
	School of Teaching & Learning	4,578,101	2,918,257	7,496,358
School/Edu Policy&Leadership	224,493	1,105,649	1,330,142	
Education and Human Ecology Total		14,546,796	13,090,921	27,637,718
Engineering	Aerospace Engr & Aviation	1,920,267		1,920,267
	Aviation	107,877		107,877
	Biomedical Engineering	1,447,907		1,447,907
	Chemical & Biomolecular Eng	23,142,750		23,142,750
	Civil,Envir Engr & Geod Sci	5,914,086		5,914,086
	COE ISS	17,557		17,557
	Computer Science & Engineering	6,882,132		6,882,132
	Electrical & Computer Engr.	15,171,675		15,171,675
	Engineering Administration	705,675		705,675
	Engineering Exprmnt Station	55,421,229		55,421,229
	Industl Weld & System Engr	6,117,823		6,117,823
	Materials Sci Engineering	14,194,245		14,194,245
	Mechanical Engineering	15,982,539		15,982,539
	National Regulatory Institute	867,761		867,761
	School of Architecture	662,735		662,735
Engineering Total		148,556,259		148,556,259

	Law Total	148,855	23,953	172,808
	Social Work Total	1,261,038		1,261,038
PROFESSIONAL COLLEGES Total		278,077,755	13,279,434	291,357,189

ARTS AND SCIENCES	Arts	Adv Computing Ctr/Art & Des	115,122		115,122
		Art		19,877	19,877
		Arts Education		4,194	4,194
		Dance		90,980	90,980
		History of Art		1,604	1,604
		Ind, Intr & Visual Comm Design	202	680	881
		School of Music		847	847
		Theatre		32,316	32,316
		Arts Total	115,323	150,498	265,821
	Biological Sciences	Biochemistry	4,050,810		4,050,810
		Biological Sciences Admin	(30,030)		(30,030)
		EEOB	3,874,213		3,874,213
		Entomology	2,082,365		2,082,365
		Microbiology	4,637,019		4,637,019
		Molecular Genetics	3,607,770		3,607,770
		Plant Biotechnology	2,003,494		2,003,494
		Plant Cell & Molecular Biology	5,004,880		5,004,880
		Biological Sciences Total	25,230,520		25,230,520
	Humanities	Cntr for the Study of Religion		239	239
		Ctr Medeval & Ren Studies	44,294		44,294
		East Asian Languages & Lit	36,424		36,424
	English		233,876	233,876	
	Foreign Language Center	2,000,496	741,335	2,741,830	
	French and Italian		18,654	18,654	
	Greek and Latin		17,161	17,161	
	History	6,583	168,673	175,256	
	Humanities Administration		101,940	101,940	
	Linguistics	630,518		630,518	
	Melton Ctr for Jew Studies	4,809		4,809	
	Near Eastern Lang & Culture	7,996		7,996	
	Philosophy		1,735	1,735	
	Spanish and Portugese		113,767	113,767	
	Women's Studies	34,219		34,219	
	Humanities Total	2,765,338	1,397,380	4,162,718	
Mathematical and Physical Sciences	Astronomy	2,889,961		2,889,961	
	Chemistry	11,239,667		11,239,667	
	Geological Sciences	7,938,894		7,938,894	
	Math & Physical Sci Admin	(5,221)		(5,221)	
	Mathematics	5,548,992		5,548,992	
	Physics	15,662,342		15,662,342	
	Statistics	2,382,788		2,382,788	
	Mathematical and Physical Sciences Total	45,657,423		45,657,423	
Social and Behavioral Sciences	Anthropology	341,801		341,801	
	Criminal Justice Research Ctr	230,144		230,144	
	Ctr/Human Resource Rsch	13,882,949		13,882,949	
	Economics	559,972		559,972	
	Geography	1,639,526		1,639,526	
	Political Science	109,849		109,849	
	Population Research Center	591,705		591,705	
	Psychology	6,425,107		6,425,107	

Annual Report

Fiscal Year 2008

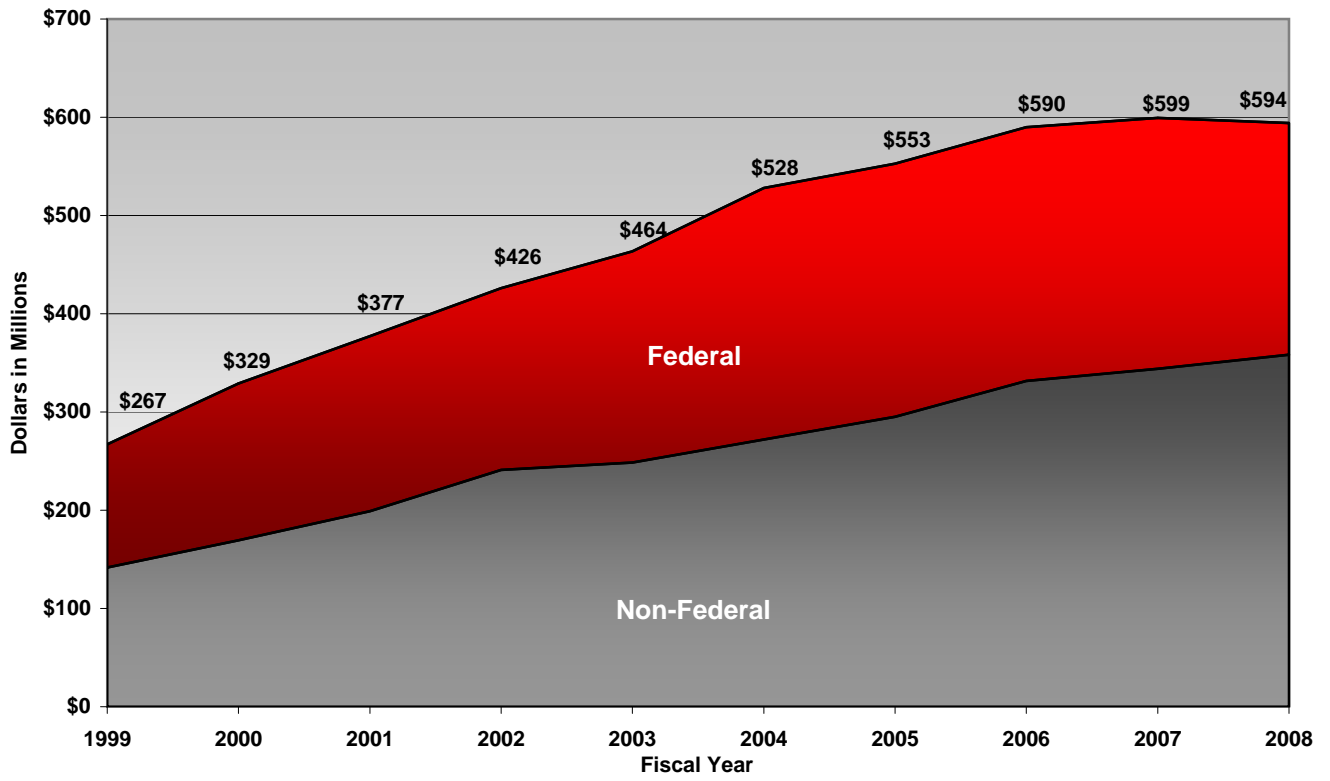
	School of Communication	892,290	11,068	903,358
	School of Public Policy & Mgmt	286,275		286,275
	Sociology	825,754		825,754
	Speech and Hearing	1,164,195		1,164,195
	Urban & Regional Analysis Init	111,706		111,706
	Social and Behavioral Sciences Total	27,061,273	11,068	27,072,341
ARTS AND SCIENCES Total		100,829,878	1,558,946	102,388,824

CENTRAL ADMIN	Academic Affairs and Provost	Academic Affairs Admin	25,206	9,929	35,135	
		Chief Information Officer	128,845		128,845	
		Child Care Program		2,523	2,523	
		Faculty and TA Development	81,458		81,458	
		Human Resource Admin		129,637	129,637	
		John Glenn Institute	150,055		150,055	
		Minority Affairs	134,325	(375)	133,950	
		Office of Intl Studies	2,437,881		2,437,881	
		WCA-Performing Arts		0	0	
		Wexner Administration		112,419	112,419	
		Academic Affairs and Provost Total	2,957,770	254,133	3,211,903	
		Arts and Sciences Total	392,751		392,751	
		Business and Finance	Athletics		5,936	5,936
			General Univ - Univ Controller		28,470	28,470
			Real Estate & Property Mgmt		2,432,337	2,432,337
		Business and Finance Total			2,466,742	2,466,742
		Graduate School Total			1,762,850	1,762,850
		Legal Affairs Total			150	150
		President Total			2,778,106	2,778,106
		Research	Byrd Polar Research	1,737,566		1,737,566
			Campus Microscopy & Imaging	143,268		143,268
			CCIC MS&P Facility	47,698		47,698
			Center for Cognitive Science	737,915		737,915
		Center for Mapping	240,040		240,040	
		Center/Lake Erie Area Research	2,665,988		2,665,988	
		Chemical Instrumentation Ctr	1,524,897		1,524,897	
		IMR - TIE Initiatives	226,455		226,455	
		Inst for Material Res	1,306,376		1,306,376	
		Laboratory Animal Resources	719,773		719,773	
		Ohio Learning Network	1,599,859	3,169,736	4,769,595	
		Ohio Supercomputer Center	20,407,880		20,407,880	
		OR - IT	276,025		276,025	
		Research Administration	877,441		877,441	
		Special Purpose Research	3,334,626		3,334,626	
		TIE Climte, Wtr & Carbon	815,913		815,913	
	Research Total		36,661,718	3,169,736	39,831,454	
	Student Affairs	Community Development Admin		2,966	2,966	
		Multicultural Center		7,000	7,000	
		Recreational Sports		14,250	14,250	
		Student Health Services	63		63	
		Student Housing Legal Clinic		31,662	31,662	
		Wellness Center	90,761		90,761	
	Student Affairs Total		90,824	55,877	146,702	

	Undergraduate Studies Total		30,433	30,433	
	University Development Total		7,994	7,994	
	University Libraries Total		108,906	108,906	
	WOSU Stations Total		7	7	
CENTRAL ADMIN Total			41,865,920	8,872,078	50,737,998

REGIONAL CAMPUSES	REGIONAL CAMPUSES	Lima Campus	220,676	220,676
		Mansfield Campus	265,709	265,709
		Marion Campus	1,916	1,916
		Newark Campus	423,642	423,642
	REGIONAL CAMPUSES Total			911,943.36

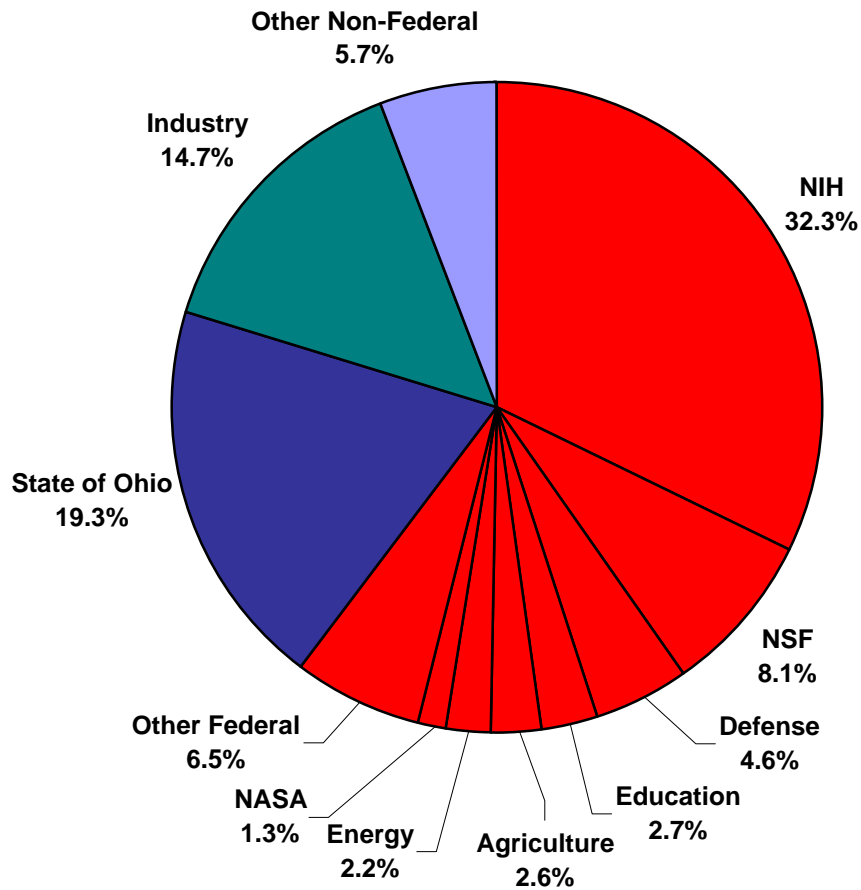
Extramural Award Trend (99-08)



Awards by Administrative Unit

	Amount (\$)	No.
Research Foundation (OSURF)	\$404,151,288	2,424
Research Institute at Nationwide Children's Hospital (RINCH)	\$45,485,746	252
Transportation Research Center (TRC)	\$42,788,286	2
Ohio Agricultural Research and Development Center (OARDC)	\$41,047,968	260
Other Research Programs (PSGL, OBOR)	\$60,668,463	624
TOTAL	\$594,141,751	3,562

Awards by Prime Source of Funds



Federal	FY 2008	FY 2007	% Change
National Institutes of Health (NIH)	\$191,860,205	\$173,213,019	10.8%
National Science Foundation (NSF)	47,891,063	38,566,443	24.2%
Department of Defense	27,398,329	33,117,516	-17.3%
Department of Education	16,015,691	12,516,488	28.0%
Department of Agriculture (USDA)	15,431,243	15,497,627	-0.4%
Department of Energy	13,072,996	13,100,785	-0.2%
National Aeronautics & Space Admin (NASA)	7,940,834	6,247,322	27.1%
Other Federal	38,794,744	51,753,247	-25.0%
Total Federal	\$358,405,103	\$344,012,448	4.2%
Non-Federal			
State of Ohio	\$114,498,205	\$130,270,360	-12.1%
Industry	87,204,958	90,347,442	-3.5%
Other Non-Federal	34,033,485	34,660,335	-1.8%
Total Non-Federal	\$235,736,647	\$255,278,137	-7.7%
Total Expenditures	\$594,141,751	\$599,290,585	-0.9%

Awards by Unit, College, and Department

Unit	College / Office	Department (Dorg)	Federal		Non-Federal		Total (\$)	Total No.	
			Total (\$)	No.	Total (\$)	No.			
HEALTH SCIENCES	Dentistry	Dental Hygiene (21200)			5,469	1	5,469	1	
		Dental Restorative/Prosthetic (21300)	134,244	1	765	1	135,009	2	
		Dentistry Administration (21000)			25,469	1	25,469	1	
		Endodontics (21250)			63,758	3	63,758	3	
		Oral Biology (21350)	4,202,340	16	255,642	4	4,457,982	20	
		Oral Pathology (21460)			7,734	1	7,734	1	
		Oral/Maxillofacial Surgery (21450)	196,223	1			196,223	1	
		Orthodontics (21800)			199,986	4	199,986	4	
		Pediatric Dentistry (21500)	610,051	2	5,971	1	616,022	3	
		Periodontology (21550)			225,417	3	225,417	3	
	Dentistry Total			5,142,858	20	790,210	19	5,933,068	39
	Medicine	Anatomy & Medical Education (25100)	3,095,393	15	1,613,353	15	4,708,747	30	
		Anesthesiology (25110)	235,220	1	607,614	13	842,834	14	
		Behavioral Med Res Institute (46450)	319,457	1	98,141	2	417,598	3	
		Biostatistics Program (40030)	251,373	8	217,785	5	469,158	13	
		Cancer Hosp & Research Instit (46040)			112,892	8	112,892	8	
		CMIB-Ctr Microb Interface Biol (46550)			33,987	4	33,987	4	
		College of Medicine (25050)	7,850	1			7,850	1	
		Comprehensive Cancer Center RU (46050)	13,806,372	38	2,808,884	42	16,615,256	80	
		Emergency Medicine (25120)			404,961	14	404,961	14	
		Family Medicine (25130)	290,807	3	152,866	8	443,672	11	
		Health Sciences Admin RU (46000)	6,826,137	3	10,196	2	6,836,333	5	
		Heart and Lung (25080)	707,493	3	549,466	7	1,256,958	10	
		Human Cancer Genetics (25160)	351,031	2	4,307	2	355,338	4	
		Internal Medicine (25250)	30,715,434	140	10,967,318	255	41,682,752	395	
		Medicine (25000)	2,296,042	1	27,464	2	2,323,506	3	
		Microbiology & Immunology (25150)	11,428,145	58	2,162,092	29	13,590,236	87	
		Molecular & Cellular Biochem (25700)	5,182,155	20	1,032,110	20	6,214,265	40	
		Neurobiotechnology Center RU (46350)	1,400,289	6	847,539	9	2,247,827	15	
		Neurological Surgery (25290)	889,195	7	1,218,722	9	2,107,917	16	
		Neurology (25280)	679,224	11	2,902,832	90	3,582,056	101	
		Neuroscience (25320)	2,669,085	15	848,907	11	3,517,992	26	
		Nisonger Center (46400)	1,207,495	6	748,197	18	1,955,692	24	
		Obstetrics & Gynecology (25350)	916,249	8	1,059,695	17	1,975,944	25	
		Ophthalmology (25400)	221,126	3	317,478	12	538,604	15	
		Orthopaedics (25430)	11,267	2	207,221	5	218,488	7	
		Otolaryngology (25450)	744,705	5	112,267	3	856,972	8	
		Pathology (25500)	4,706,290	25	1,137,764	24	5,844,054	49	
		Pediatrics (25550)	38,094,027	148	7,816,719	107	45,910,746	255	
		Pharmacology (25600)	2,417,290	13	4,430,093	17	6,847,383	30	
		Physical Medicine & Rehab (25650)	698,176	7	277,624	4	975,800	11	
Physiology & Cell Biology (25750)	5,842,323	23	1,393,111	19	7,235,433	42			
Psychiatry (25850)	1,226,072	8	984,283	12	2,210,355	20			
Radiology (25900)	1,689,909	9	251,855	13	1,941,764	22			
School of Allied Med Profes (25040)	1,213,236	4	133,653	4	1,346,889	8			
School of Biomedical Science (25060)			28,446	1	28,446	1			
Surgery (25950)	3,292,427	22	2,273,032	45	5,565,459	67			
University Hospitals (60000)			6,959	1	6,959	1			
Medicine Total			143,431,293	616	47,799,831	849	191,231,124	1465	
Nursing Total			440,517	5	213,499	7	654,015	12	
Optometry Total			1,096,528	6	898,737	12	1,995,265	18	
Pharmacy Total			11,000,398	35	1,566,216	30	12,566,614	65	
Public Health Total			5,457,192	43	2,018,080	28	7,475,272	71	

Annual Report

Fiscal Year 2008

	Veterinary Medicine	Vet Clinical Sciences (29250)	853,098	10	1,171,221	39	2,024,319	49
		Vet Med Administration (29000)	67,675	1	62,497	2	130,172	3
		Veterinary Biosciences (29400)	5,245,714	29	1,664,750	25	6,910,464	54
		Veterinary Preventive Med (29760)	46,166	2	152,182	14	198,348	16
Veterinary Medicine Total		6,212,654	42	3,050,649	80	9,263,303	122	
HEALTH SCIENCES Total			172,781,439	767	56,337,223	1025	229,118,662	1792

PROFESSIONAL COLLEGES	Agriculture	Agric Envrn & Dev Econ (11140)	1,481,555	12	262,047	8	1,743,602	20	
		Agriculture Administration (41000)			25,000	1	25,000	1	
		Animal Sciences (11320)	484,239	3	259,945	4	744,184	7	
		ATI - Academic Affairs (08920)			68,944	3	68,944	3	
		ATI-Administrative Support (08890)	947,086	3			947,086	3	
		Food Agr & Biological Engr (11230)	1,104,672	10	466,879	8	1,571,551	18	
		Food Science & Technology (11560)	356,257	4	1,378,166	13	1,734,423	17	
		Horticultural & Crop Sciences (11270)	448,084	6	301,830	15	749,914	21	
		Human & Comm Res Dev (11180)	237,048	4	8,290	2	245,338	6	
		Intl Prog In Agriculture (11070)	55,601	1	254,044	2	309,645	3	
		OARDC Animal Sciences (56320)	1,140,545	9	4,892,865	18	6,033,411	27	
		OARDC Computing & Stat Srv (56960)	826	1	654,839	3	655,665	4	
		OARDC Director's Office (56000)	918,068	10	195,331	6	1,113,399	16	
		OARDC Electron Micro Lab (56950)			480,259	4	480,259	4	
		OARDC Entomology (56300)	1,118,814	17	2,410,801	19	3,529,616	36	
		OARDC Food Animal Health (56250)	3,668,230	16	1,982,397	19	5,650,628	35	
		OARDC Food Science & Tech (56560)	337,705	3	1,269,008	7	1,606,712	10	
		OARDC Food, Agric & Bio Eng (56230)	1,035,753	8	1,579,898	9	2,615,651	17	
		OARDC Hort & Crop Sciences (56270)	3,994,025	21	6,294,374	29	10,288,399	50	
		OARDC Human & Comm Res Dev (56180)	676,943	7	574,140	8	1,251,083	15	
		OARDC Human Ecology (56900)	268,809	5	542,124	9	810,932	14	
		OARDC Interdisciplinary (56500)	422,101	2	1,115,620	24	1,537,721	26	
		OARDC Natural Resources (56730)	1,585,501	9	2,523,313	20	4,108,813	29	
		OARDC Outlying Stations (56940)			2,076,665	13	2,076,665	13	
		OARDC Piketon Res Ext Ctr (56920)	637,433	6	3,563,650	13	4,201,083	19	
		OARDC Plant Pathology (56780)	1,482,290	19	2,691,728	23	4,174,018	42	
		OARDC Research Operations (56980)			1,727,936	5	1,727,936	5	
		OARDC Secrest Arboretum (56050)	7,585	1	276,124	4	283,709	5	
		OARDC-Agricultural Econ (56140)	1,006,859	5	1,542,497	9	2,549,356	14	
		OSUE - HHHH (55110)	130,000	2			130,000	2	
		OSUE County Operations (55020)	389,566	9	658,216	20	1,047,783	29	
		OSUE County-North District (55040)	42,705	2			42,705	2	
		OSUE County-West District (55050)	6,000	1	2,850	1	8,850	2	
		OSUE-Ag Business Enhancement (55980)	14,510	1			14,510	1	
		OSUE-Agr & Natural Resources (55080)	40,000	1			40,000	1	
		OSUE-Community Development (55120)	3,500	1	14,154	1	17,654	2	
		OSUE-Enterprise Center (55970)			45,000	1	45,000	1	
		OSUE-Entomology (55300)	138,537	4	40,432	3	178,969	7	
		OSUE-Food Agri & Bio Eng (55230)	65,000	1	1,100	1	66,100	2	
		OSUE-Human Ecology Admin (55900)	2,081,817	1	584,048	1	2,665,865	2	
		OSUE-Natural Resources (55730)	24,000	1			24,000	1	
		OSUE-Plant Pathology (55780)			4,240	2	4,240	2	
		OSUE-Veterinary Medicine (55250)	950	1			950	1	
		Plant Pathology (11780)	1,146,195	12	100,907	4	1,247,102	16	
		School of Natural Resources (11730)	903,012	14	2,217,681	30	3,120,692	44	
		Agriculture Total		28,401,820	233	43,087,342	362	71,489,162	595
		Business	FCOB Accting & Mgt Info Sys (10140)	30,341	1	14,414	2	44,755	3
			FCOB Administration (10000)			448,380	9	448,380	9
			FCOB Executive Education (10560)			549	1	549	1
			FCOB Finance (10350)			20,995	1	20,995	1
			FCOB Marketing (10500)	8,443	1	51,526	2	59,969	3
			FCOB Mgmt & Human Resources (10390)	42,478	1	34,932	1	77,409	2
		Business Total		81,261	3	570,796	16	652,057	19
		Education and Human	Consumer Sciences (15050)	257,208	3	23,345	4	280,553	7
			Education Administration (12000)	924,414	3	66,463	5	990,877	8

Ecology	Education and Human Ecol Admin (12000)	116,731	3			116,731	3	
	English/Second Language (12410)	74,980	1			74,980	1	
	Human Dev & Family Science (15010)	3,040,983	9	200,224	6	3,241,208	15	
	Human Ecology Admin (15000)	100,000	1	3,451,246	8	3,551,246	9	
	Human Nutrition (15040)	1,621,154	11	488,973	14	2,110,126	25	
	Nutrition (15040)	361,673	1			361,673	1	
	Schl of Phy Act & Educ Serv (12700)	2,460,569	12	1,732,646	18	4,193,215	30	
	School of Teaching & Learning (12750)	6,926,445	13	2,602,626	19	9,529,071	32	
	School/Edu Policy&Leadership (12800)	1,902,937	5	300,422	7	2,203,359	12	
	Education and Human Ecology Total		17,787,093	62	8,865,945	81	26,653,039	143
	Engineering	Aerospace Engr & Aviation (14070)	997,228	8	516,159	10	1,513,387	18
		Biomedical Engineering (14170)	584,152	6	414,564	10	998,716	16
		Chemical & Biomolecular Eng (14250)	5,312,618	19	4,313,459	28	9,626,077	47
		Civil,Envir Engr & Geod Sci (14270)	1,851,929	21	2,759,854	25	4,611,782	46
		COE ISS (14520)	1,026,053	2	270,121	5	1,296,175	7
		Computer Science & Engineering (14350)	5,103,344	45	1,792,295	12	6,895,639	57
		Electrical & Computer Engr. (14450)	9,513,049	61	10,057,701	84	19,570,750	145
		Engineering Administration (14000)	126,603	1	81	1	126,684	2
		Engineering Exprmnt Station (14520)	9,920,887	8	37,703,431	33	47,624,318	41
		Industl Weld & System Engr (14570)	1,715,142	19	3,340,316	49	5,055,458	68
Materials Sci Engineering (14680)		5,968,757	37	4,018,200	39	9,986,957	76	
Mechanical Engineering (14700)		6,529,918	53	7,005,208	56	13,535,125	109	
National Regulatory Institute (14820)		5,000	1	905,510	5	910,510	6	
OHAM (14520)				339,008	4	339,008	4	
School of Architecture (14100)				945,815	6	945,815	6	
Engineering Total		48,654,679	281	74,381,722	367	123,036,401	648	
Law Total				1,639	2	1,639	2	
Social Work Total				1,080,581	12	1,080,581	12	
PROFESSIONAL COLLEGES Total		94,924,853	579	127,988,026	840	222,912,879	1419	

ARTS AND SCIENCES	Arts	Adv Computing Ctr/Art & Des (02100)			61,612	2	61,612	2
		Theatre (02800)			18,214	2	18,214	2
	Arts Total				79,826	4	79,826	4
	Biological Sciences	Biochemistry (03100)	3,429,315	20	704,117	8	4,133,431	28
		Biological Sciences Admin (03000)			9	1	9	1
		EEOB (03900)	2,537,251	18	434,981	14	2,972,232	32
		Entomology (03300)	361,711	3	252,262	2	613,973	5
		Microbiology (03500)	3,581,939	19	988,458	9	4,570,396	28
		Molecular Genetics (03400)	4,018,925	16	1,068,883	9	5,087,808	25
		Plant Biotechnology (03850)	1,542,904	13	864,363	8	2,407,267	21
		Plant Cell & Molecular Biology (03800)	1,426,256	12	2,517,202	9	3,943,459	21
	Biological Sciences Total		16,898,301	101	6,830,274	60	23,728,575	161
	Humanities	Center for the Study of Religion (05440)			239	1	239	1
		Ctr Medevil & Ren Studies (05050)			44,294	1	44,294	1
		East Asian Languages & Lit (05270)	904,088	5	43,922	1	948,010	6
		English (05370)	258,836	2	29,989	2	288,825	4
		Foreign Language Center (05430)	1,064,114	4	146,007	3	1,210,121	7
		French and Italian (05450)			19,724	1	19,724	1
		History (05570)	223,135	1	128,252	2	351,387	3
		Humanities Administration (05000)			440	1	440	1
Linguistics (05660)		690,605	6	126,254	2	816,859	8	
Women's Studies (05060)			2,733	1	2,733	1		
Humanities Total		3,140,777	18	541,854	15	3,682,631	33	
Mathematical and Physical Sciences	Astronomy (06140)	3,115,140	24	122,480	4	3,237,620	28	
	Chemistry (06280)	11,432,834	57	1,872,825	54	13,305,659	111	
	Geological Sciences (06560)	5,436,605	35	871,584	8	6,308,189	43	
	Math & Physical Sci Admin (06000)	29,424	1	13,620	1	43,044	2	
	Mathematics (06710)	4,412,798	25	315,546	6	4,728,344	31	
	Physics (06840)	12,018,581	63	3,267,102	18	15,285,683	81	
	Statistics (06940)	1,318,228	20	466,487	11	1,784,715	31	

Mathematical and Physical Sciences Total		37,763,610	225	6,929,644	102	44,693,254	327
Social and Behavioral Sciences	Anthropology (07110)	148,721	3	88,732	5	237,453	8
	Criminal Justice Research Ctr (07780)	582,014	4	13,620	1	595,634	5
	Ctr/Human Resource Rsch (07030)	5,456,495	7	2,370,101	9	7,826,597	16
	Economics (07220)	670,219	6	211,409	4	881,628	10
	Geography (07330)	2,336,889	16	119,537	3	2,456,425	19
	Political Science (07550)	25,171	1	18,605	1	43,776	2
	Population Research Center (07080)	351,421	5	38,383	2	389,803	7
	Psychology (07660)	5,249,167	20	810,003	11	6,059,170	31
	School of Communication (07440)	570,962	2	14,154	1	585,116	3
	Sociology (07770)	1,250,340	10	90,477	4	1,340,817	14
Speech and Hearing (07990)	1,420,638	6	63,663	2	1,484,302	8	
Urban & Regional Analysis Init (07350)	163,155	2	2,222	1	165,377	3	
Social and Behavioral Sciences Total		18,225,191	82	3,840,906	44	22,066,097	126
ARTS AND SCIENCES Total		76,027,880	426	18,222,503	225	94,250,383	651

CENTRAL ADMIN	Academic Affairs and Provost	Chief Information Officer (42710)	6,000	1			6,000	1
		Faculty and TA Development (42000)			14,410	1	14,410	1
		Human Resource Admin (47000)	37,533	2			37,533	2
		John Glenn Institute (42030)	92,172	3	14,000	1	106,172	4
		Minority Affairs (42070)	2	1	829	1	831	2
		Office of Intl Studies (42350)	1,153,838	4	313,291	3	1,467,129	7
		WCA-Performing Arts (42900)			-	1	-	1
		Wexner Administration (42880)	5,000	1	41,320	3	46,320	4
	Academic Affairs and Provost Total		1,153,840	5	524,555	17	1,678,395	22
	Arts and Sciences Total				392,751	8	392,751	8
	Graduate School Total		1,180,186	2	5,050	1	1,185,236	3
	Research	Byrd Polar Research (40500)	2,794,699	15	1,514,689	13	4,309,388	28
		Campus Microscopy & Imaging (40050)			268,282	1	268,282	1
		CCIC MS&P Facility (40040)			3,203	2	3,203	2
		Center for Cognitive Science (40600)	279,792	5	469,371	4	749,162	9
		Center for Mapping (40070)	158,100	1	320,076	6	478,176	7
		Center/Lake Erie Area Research (40540)	1,489,623	3	876,956	18	2,366,579	21
		Chemical Instrumentation Ctr (40040)	168,627	2	931,573	3	1,100,200	5
		IMR - TIE Initiatives (40070)			226,455	2	226,455	2
		Inst for Material Res (40070)	150,000	1	6,146,951	3	6,296,951	4
		Laboratory Animal Resources (40120)			698,648	6	698,648	6
		Ohio Learning Network (40220)	39,998	1	3,691,936	3	3,731,934	4
Ohio Supercomputer Center (40280)		6,239,160	19	14,811,321	38	21,050,481	57	
Research Administration (40000)				463,872	7	463,872	7	
Special Purpose Research (40010)			1,111,468	6	1,111,468	6		
TIE Climte, Wtr & Carbon (40500)			815,913	3	815,913	3		
Research Total		11,319,997	47	32,350,713	115	43,670,710	162	
Student Affairs	Multicultural Center (45140)			1,300	1	1,300	1	
	Recreational Sports (45600)			5,250	1	5,250	1	
	Student Activities (45160)			10	1	10	1	
	Student Health Services (45400)			63	1	63	1	
Student Affairs Total				6,623	4	6,623	4	
Undergraduate Studies Total				722	1	722	1	
University Development Total				7,994	1	7,994	1	
University Libraries Total		1,000	1	1,384	2	2,384	3	
CENTRAL ADMIN Total		13,795,728	62	33,149,087	142	46,944,816	204	

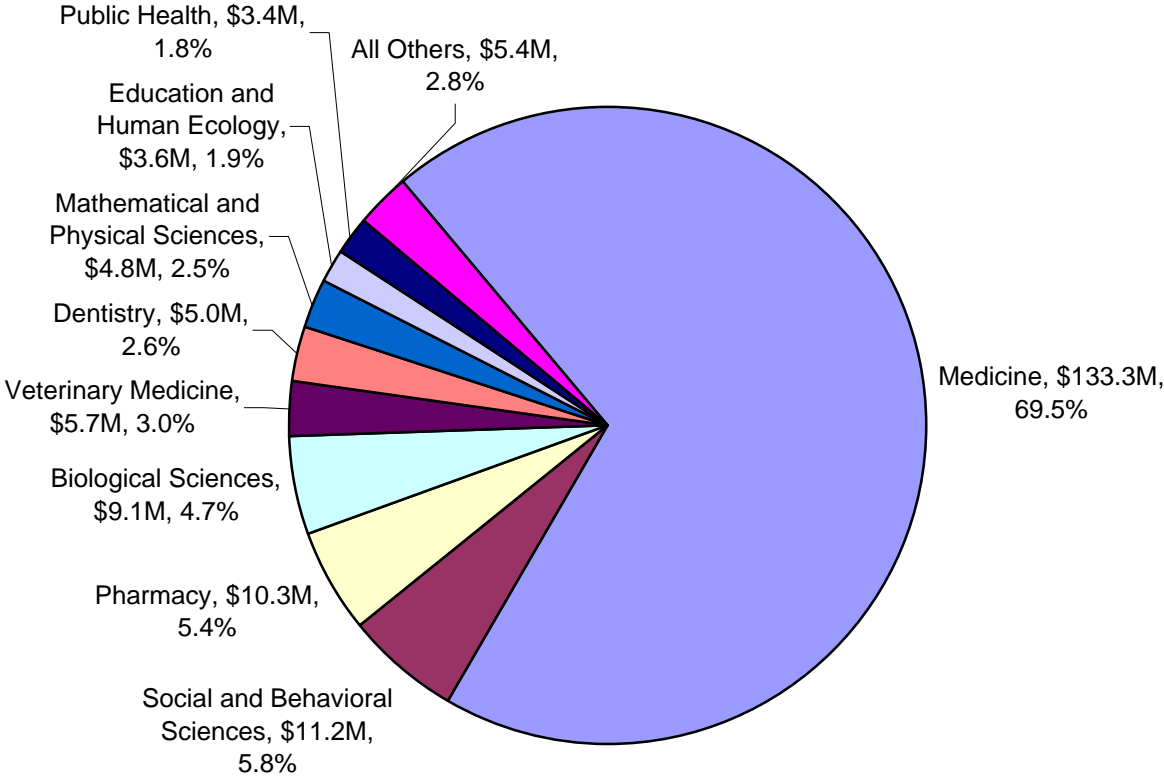
REGIONAL CAMPUSES	Regional Campuses	Lima Campus (09280)	104,964	1			104,964	1
		Mansfield Campus (09420)	216,374	3	28,300	1	244,674	4
		Marion Campus (09560)			6,071	1	6,071	1

Annual Report

Fiscal Year 2008

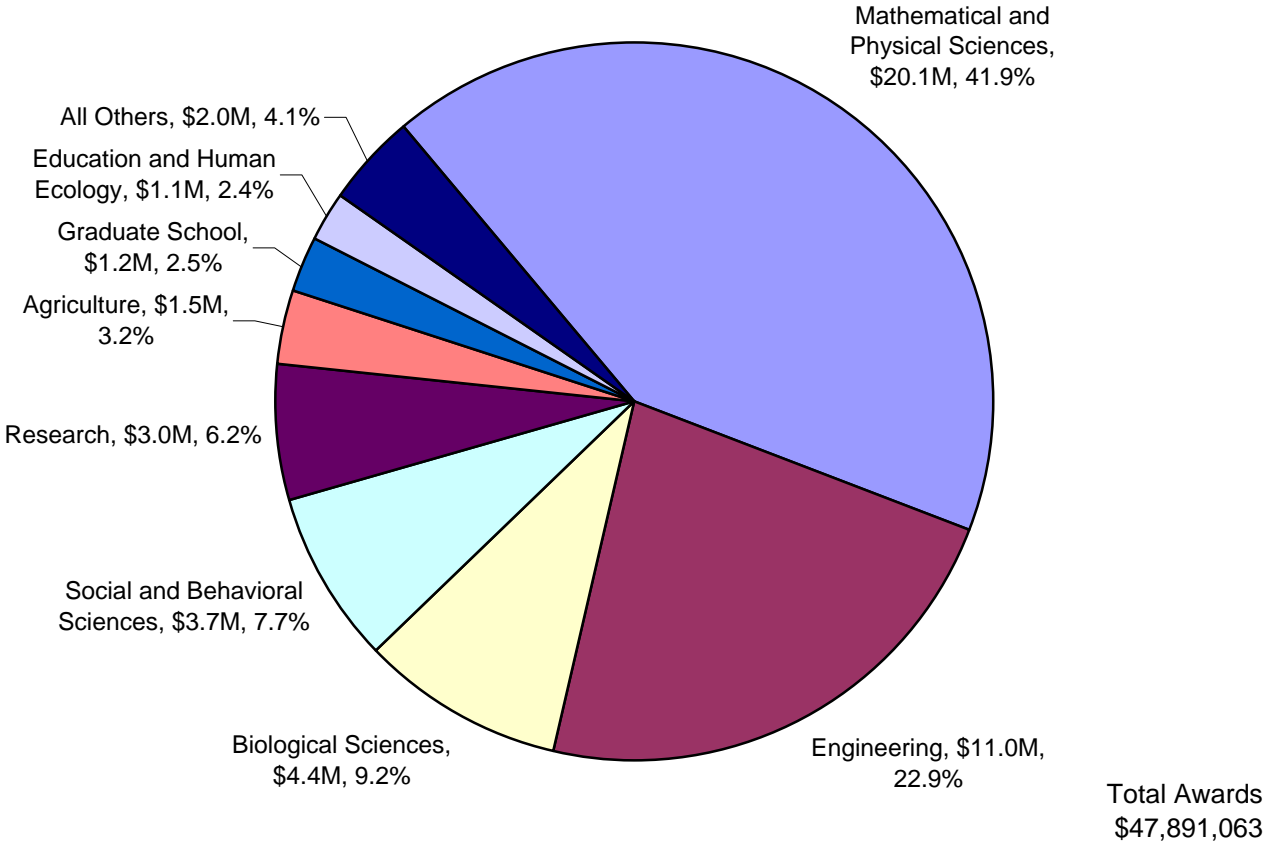
	Newark Campus (09710)	553,865	1	5,437	2	559,302	3
	REGIONAL CAMPUSES Total	875,203	5	39,809	4	915,011	9
Total Awards		358,405,103	1839	235,736,647	2236	594,141,751	4075

NIH Awards by College

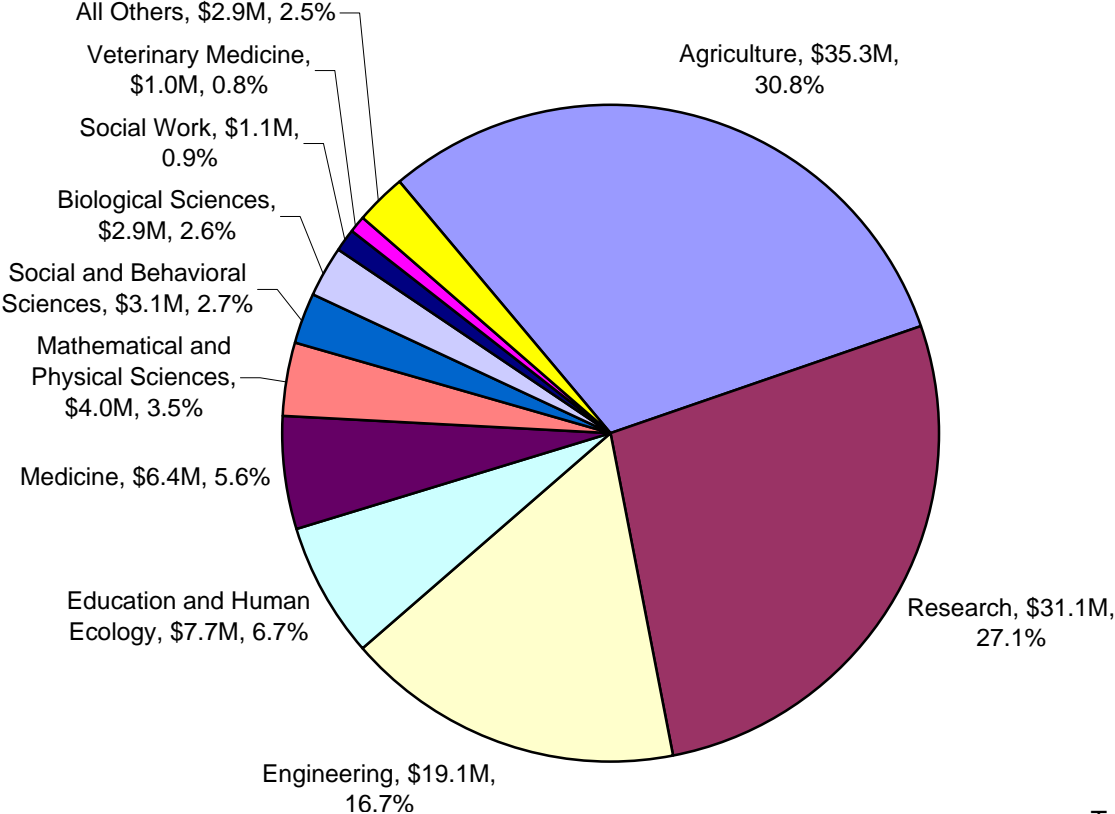


Total Awards
\$191,860,205

NSF Awards by College

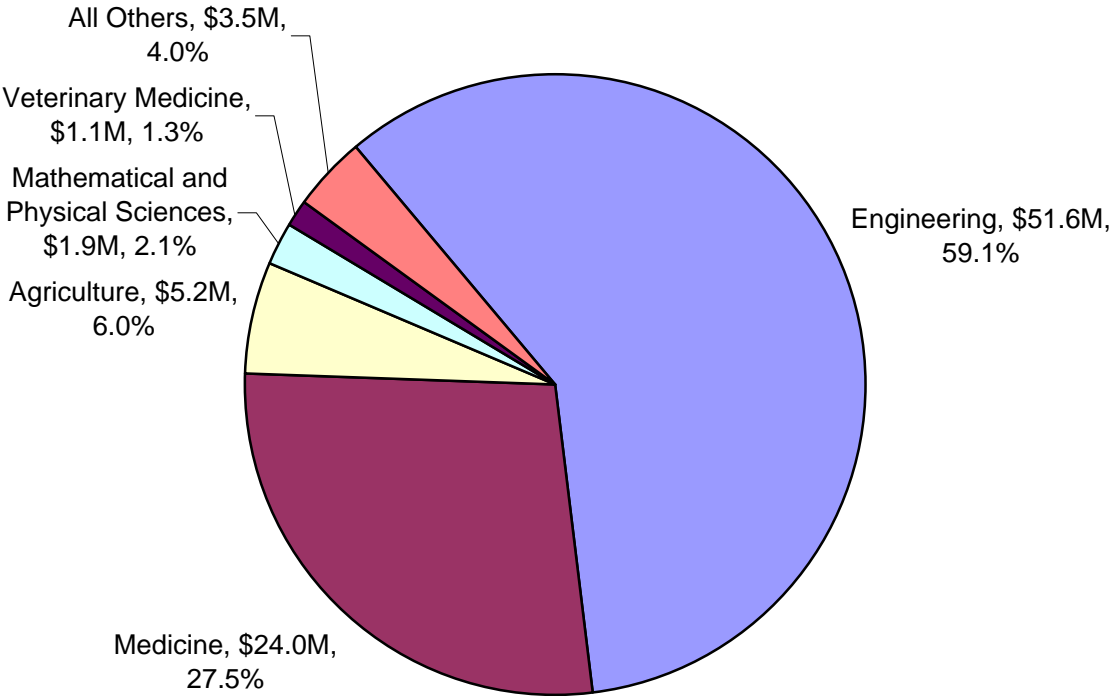


State of Ohio Awards by College



Total Awards
\$114,498,205

Industry Awards by College



Total Awards
\$87,204,958

Top 25 Research Awards

No.	Prime Sponsor	Principal Investigator	Department	Title of Project	Amount (\$)
1	Ohio Department of Development	Davis,Robert Joseph	OR - Inst for Material Res	Wright Center for Photovoltaic Innovation and Commercialization (PVIC)	6,813,006
2	Nat Center for Research Resources	Jackson,Rebecca Dorothy	Health Sciences Administration	The Ohio State University Center for Clinical and Translational Science	5,573,268
3	National Cancer Institute	Caligiuri,Michael A	Comprehensive Cancer Center	The Ohio State University comprehensive cancer support grant.	4,612,975
4	US Department of Education	Justice,Laura M	School of Teaching & Learning	Sit together and read: Early childhood special education	3,866,519
5	Ohio Department of Development	Moses,Randolph Lyle	Electroscience Lab	Wright Center of Innovation, Institute for the Development and Commercialization of Advanced Sensor Technology (IDCAST)	3,500,000
6	NSF Div Engineering Education & Centers	Lee,L James	NSEC-Polymer Biomed	Center for affordable nanoengineering of polymer biomedical devices (CANPBD)	2,597,150
7	Coop State Res Educ & Extension Service	LeJeune,Jeffrey T.	OARDC Food Animal Health	Integrating social and biological sciences to enhance adoption of vegetable safety behaviors from farm to table	2,500,000
8	Bureau of Labor Statistics	Olsen,Randall Jay	Ctr/Human Resource Rsch	National longitudinal surveys of labor force behavior youth	2,450,000
9	NSF Div Mathematical Sciences	Friedman,Avner	MBI - Math/Bio Institute	Mathematical Biosciences Institute	2,420,028
10	Nat Inst of Allergy & Infectious Diseases	Koletar,Susan Lynn	Infectious Diseases	The Ohio State University AIDS clinical trials unit	2,412,480
11	Nat Center for Research Resources	Souba Jr.,Wiley William	ADM-Medicine Administration	General clinical research center.	2,296,042
12	Office of Naval Res	Fraser,Hamish Lugard	Materials Science Engineering	Experimental and computational tools for the digital representation and prediction of microstructure and its incorporation in the designer's knowledge base	2,293,843
13	National Cancer Institute	Ringel,Matthew David	Comprehensive Cancer Center	Genetic and signaling pathways in epithelial thyroid cancer	2,255,839
14	National Cancer Institute	Jacob,Samson T	Comprehensive Cancer Center	DNA methylation and chromatin modifications: Mechanisms and applications in cancer therapy	2,215,284
15	US Department of Energy	Kass,Richard David	Physics	Research in elementary particle physics.	2,198,900
16	Ohio Department of Development	Worley,Charles Thomas	OARDC Piketon	Entrepreneurial Signature Program - Southeast Ohio	2,162,929
17	US Department of Agriculture	McDowell,Joyce Rae	OSUE-Human Ecology Ext Admin	Ohio family nutrition program - FY08	2,081,817
18	National Cancer Institute	Caligiuri,Michael A	Comprehensive Cancer Center	Cancer and leukemia group B - leukemia correlative science	1,995,704
19	US Department of Defense	Ahalt,Stanley Carlton	Electrical & Computer Engr.	High Performance Computing Modernization Program	1,989,043
20	National Cancer Institute	Caligiuri,Michael A	Comprehensive Cancer Center	Innate Immunity: Elucidation and Modulation for Cancer Therapy	1,987,279
21	National Heart, Lung, and Blood Inst	Jackson,Rebecca Dorothy	Endo, Diabetes & Metabolism	Genome-wide Association Study to Identify Genetic Components of Hip Fracture	1,939,338
22	Bill & Melinda Gates Fdn	Sayre,Richard Thomas	Plant Cell & Molecular Biology	Improving cassava for nutrition, health, and sustainable development.	1,892,846
23	Nat Inst Child Health & Human Development	Cooksey,Elizabeth Constance	Ctr/Human Resource Rsch	Data collection for older NLSY children	1,825,014
24	National Cancer Institute	Ostrowski,Michael C	Comprehensive Cancer Center	Genetic analysis of the breast tumor microenvironment	1,663,516
25	OH Dept of Job & Family Services	Neff,Albert R	HEC Ctr Learning Ex	LearningWork Connection Workforce Investment Act (WIA) youth initiatives	1,623,266
Top 25 Total					67,166,086

This table points out the diverse range of programs and projects across campus.

OSURF Data only.