



Crime in Franklin Township, 2001

Criminal Justice Research Center

July, 2003

O

I

B

R

S

This report describes crime patterns in Franklin Township, Ohio using the 2001 Ohio Incident-Based Crime Reporting System. Franklin Township is a suburban community in Summit County located south of Akron, and near the city. It had a population of 14,530 in 2000. Almost all (98.8%) of its population is White. The median age in Franklin Township is 41.6 years. Franklin Township's median household income was \$51,082 in 2000, well above the Ohio (\$40,956) and national (\$41,994) medians for 2000. 96.7% of Franklin Township's labor force was employed in 2000, with significant portions in manufacturing (20.9%), education health and social services (20%), and retail trade (12.2%).

Highlights

- There were 855 crime incidents in Franklin Township in 2001, representing 1,065 separate offenses. 184 of the 855 criminal incidents involved two or more offenses.
- The overall rate of crime was 73.3 per 1,000 residents, with rates for more serious Class A and less serious Class B offenses being 47.4 and 25.9 per 1,000, respectively.
- Almost 7 of 10 reported crimes (688) were Class A (or serious) offenses. Property crimes constituted about 75% of Class A crimes. Crimes of violence represented an additional 16% and most of these involved simple assault/intimidation. The remaining Class A offenses were societal crimes, predominantly drug offenses.
- 533 individuals and 71 businesses were victims of Class A crimes in Franklin Township.
- The average age of individual Class A crime victims was 41 years; a slight majority was male (56.5%); almost all (98.7%) of the victims were White, and 1.1% were Black.
- For Class A crimes 22.8% of reported suspects were acquaintances of their victims, followed by strangers in (19.6%), and family members in (7.2%).
- Police made arrests in about 15% of Class A crimes; the average age of arrestees for Class A crimes was 23 years; arrestees were predominantly male (83.5%) and White (97.1%).
- About 35% of offenses in Franklin Township (377 of 1,065) were Class B crimes. These were dominated by offenses involving driving under the influence (DUI), family offenses, and trespassing.
- 254 individuals and 8 businesses were victims of Class B crimes in Franklin Township.
- The average age of individual Class B crime victims was 39 years; the majority was female (59.8%) and victims were almost all White (99.6%).
- Police made arrests in 46.4% of Class B crimes; the average age of arrestees for Class B crimes was 25 years; arrestees were predominantly male (71.7%) and White (98%).

Crime Overview¹

The 2001 OIBRS crime data for Franklin Township included 855 criminal incidents representing 1,065 separate offenses.² Of these offenses, 688 (64.6%) were the more serious Class A offenses while the remaining 35% were less serious Class B offenses. These figures represent an overall rate of 73.3 offenses per 1,000 residents; the rate of Class A offenses was 47.4 per 1,000 population versus a rate of 25.9 for Class B offenses. In Franklin Township, 184 incidents (21.5% of all incidents) involved two or more offenses.

- 81 incidents involved vandalism and one or more additional offenses, most often larceny or burglary;
- 84 incidents involved Class B offenses in combination with one or more additional offenses, most frequently another Class B offense or a simple assault/intimidation.

Class A Crimes

The majority of this report focuses on the 688 Class A offenses. Class A offenses fall into three categories (Figure 1): (1) crimes against society (drug, gambling, pornography, prostitution, and weapons offenses); (2) violent crimes against persons (homicide, rape and other sexual assaults, robbery, aggravated assault and simple assault/intimidation, and kidnapping); and (3) property crimes (burglary, larceny and other stolen property offenses, motor vehicle theft, arson, fraud, bribery, and vandalism).

About 8% of Class A offenses (57 of 688) were crimes against society, most of which were drug violations.

Figure 1: Categories of Class A Offenses in Franklin Township, 2001 (688 Offenses)

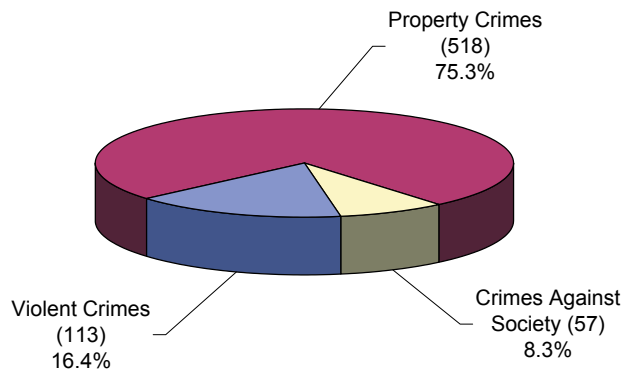
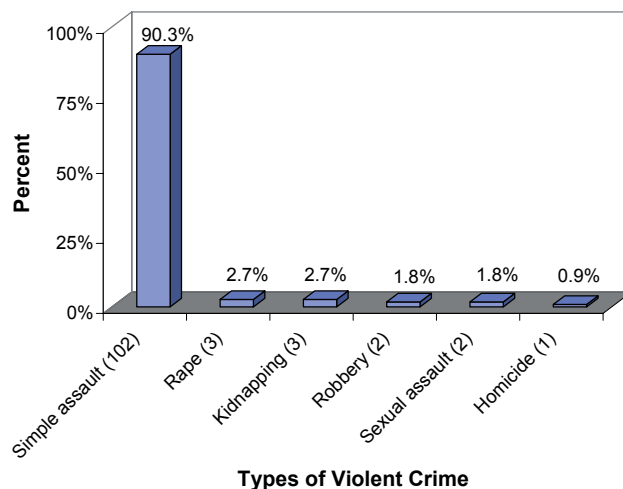


Figure 2: Types of Class A Violent Crime in Franklin Township, 2001 (113 Offenses)



There were 113 violent crimes with 127 victims, representing about 16% of all Class A offenses and reflecting a violent crime rate for 2001 of 7.8 per 1,000 population. Property crimes comprised the largest category (75.3%) of all serious offenses in Franklin Township, with the 518 property offenses resulting in a rate of 35.7 per 1,000 population.

Offenses Against Society

Only about 8 out of every 100 reported Class A crimes (8.3%) was a crime against society.

- 54 drug offenses accounted for the vast majority of these (94.7%).
- 2 pornography violations represented another 3.5%, and

- 1 weapons violation represented the remaining 1.8%

Violent Crimes

Violent crimes (113 offenses) constituted just over 16% of Class A offenses, with 102 of these involving simple assault/intimidation (Figure 2). The remaining violent crimes included:

- 3 rapes,

- 3 kidnappings,
- 2 robberies,
- 2 other sexual assaults, and
- 1 homicide.

Property Crimes

As indicated, over 500 of the 688 Class A offenses (75.3%) in Franklin Township were crimes against property. Acts of vandalism and larceny

dominated property crimes (Figure 3). These offenses constituted 44.4% and 27.2%, respectively, of Class A property offenses. Burglary was the third most common property crime, making up an additional 18.9% of the total. Together, the remaining property crimes constituted just under 10% of property offenses and were distributed as follows:

- 32 motor vehicle thefts,
- 6 frauds,
- 6 receiving stolen property crimes, and
- 5 arsons.

Figure 3: Types of Class A Property Crimes in Franklin Township, 2001 (518 Offenses)

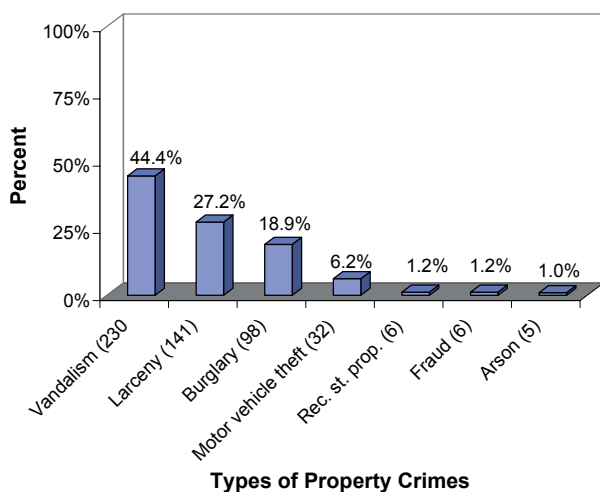
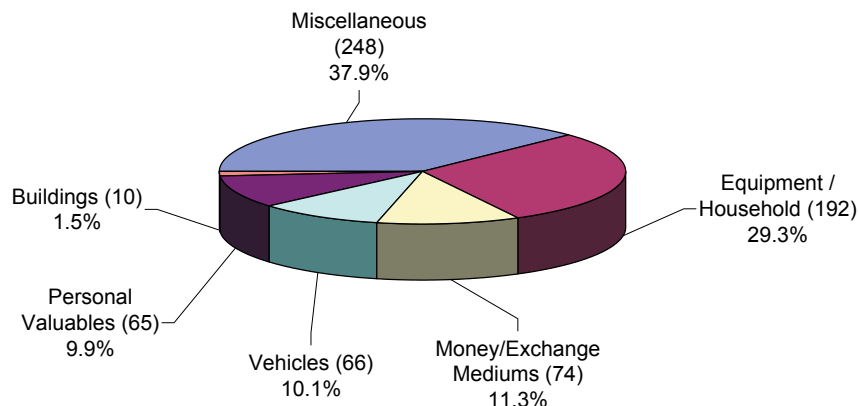


Figure 4: Types of Property Stolen, Vandalized, Burned, and Forged in Franklin Township, 2001 (655 Losses)



Types of Property Loss. A variety of types of property were reported as stolen, damaged, burned, or forged in Franklin Township in 2001 (Figure 4).³ Unspecified miscellaneous items (including unspecified store merchandise; consumables such as gas, cable service, and drugs; weapons; and livestock and household pets) constituted the largest category of property loss (37.9% of the total). Equipment and household items (e.g., tools, stereos, computers, sports equipment, etc.) accounted for an additional 29.3%. Franklin Township residents also experienced loss or damage regarding: money and other mediums of exchange, vehicles, personal valuables (such as jewelry, clothing, and furs), and buildings.

Value of Property Loss. Victims' estimates of property loss total over \$134,000 (Figure 5).⁴ The OIBRS data do not provide a systematic way of determining for certain the value of property loss due to crime. However, victims provided estimates of the dollar value of their losses for 194 of the 655 property descriptions. The

value of property losses as estimated by victims in Franklin Township was distributed as follows:

- \$111,203 in property stolen,
- \$22,230 in vandalized property,
- \$650 in forged/counterfeited property, and
- \$145 in burned property.

Additional Characteristics of Class A Crimes

Offenses with Multiple Victims and Arrestees.

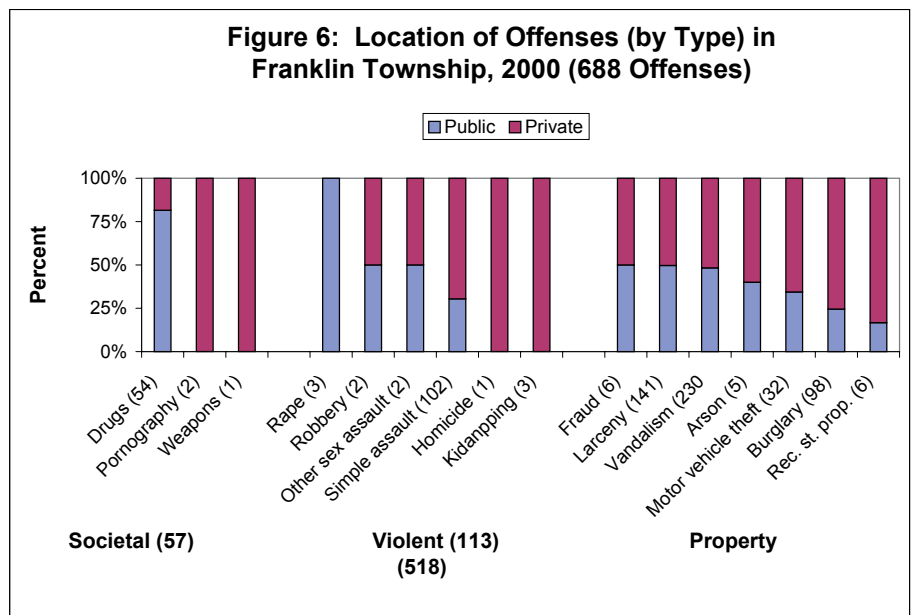
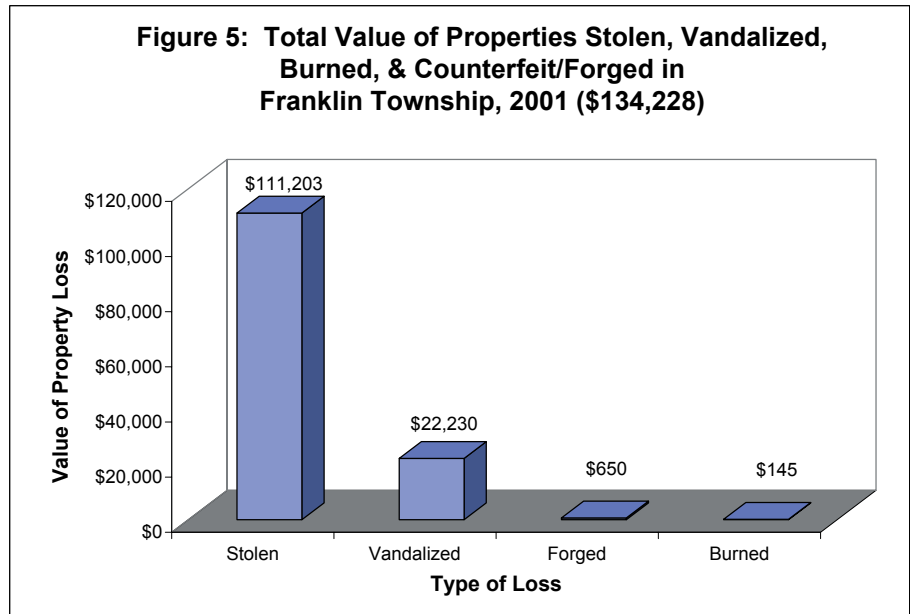
Most Class A offenses in Franklin Township involved a single victim (638 of 688), and where an arrest was made, a single arrestee (90 of 102). However, this was not always the case. 50 serious crimes (7.3%) had more than one victim, and 12 Class A offenses in which an arrest was made involved more than one arrestee.

Among offenses with multiple victims:

- Two-thirds (66%) involved 2 victims; 22% involved 3 victims; 2% involved 4 victims; 2% involved 5 victims; and 8% involved 6 victims.
- Just under half (42%) of the crimes with multiple victims were vandalism offenses. Larcenies accounted for another 22%. Several simple assault/intimidation offenses also involved more than one victim (20%).

Among offenses with multiple arrestees:

- 75% of these (9 offenses) involved two arrestees, another offense involved three arrestees,



and 2 offenses resulted in the arrest of four individuals.

- Vandalism and dug offenses were the crimes most likely to involve more than one arrestee.

Location of Offenses. A slight majority of Class A crimes (56.1%) in Franklin Township in 2001 occurred in private locations, generally out of public view.⁵ However, the distribution varied by category of crime (Figure 6):

- The majority (77.2%) of crimes against society occurred in public locations. The most common sites for societal crimes were the street (19 of 57), single-family homes (13 of 57), and parking lots (8 of 57). The street was the site of 35.2% of drug violations. Single-family homes were the location of the pornography and weapon violations, and of 18.5% of drug violations. Parking lots were the location of 14.8% of drug violations.

- The majority (68.1%) of all violent crimes occurred in private locations. The most common site for violent crimes was single-family homes (65 of 113). Single-family homes were the location of 66% of kidnappings, 58.8% of simple assault/intimidations, 50% of other sexual assaults, 50% of robberies, and the only homicide. The street was the site of 11.8% of simple assault/intimidations,

- The majority (57.1%) of the crimes against property took place in private locations. The most common sites for property crimes were single-family homes (228 of 518) and parking lots (41 of 518). Single-family homes were the location of 60% of arsons, 59% of burglaries, 50% of motor vehicle thefts, 50% of fraud, 45% of larcenies, 36% of vandalisms, and 33% of receiving stolen property offenses.

Weapon Use. Weapons were reported as being used in 70 (10.2%) of the Class A offenses in Franklin Township in 2001. Over half (53.1%) of the violent crimes were reported as involving the use of one or more weapons. Only 10 (1.9%) property crimes were reported to involve the use of a weapon. Of the 73 weapons reported, personal weapons such as hands, feet, and teeth predominated (69.9% of all weapons). Firearms were used least often (6.8%). Other weapons constituted an additional 21.9% of all weapons. Less than 1% of all offenses involved two or more weapons.

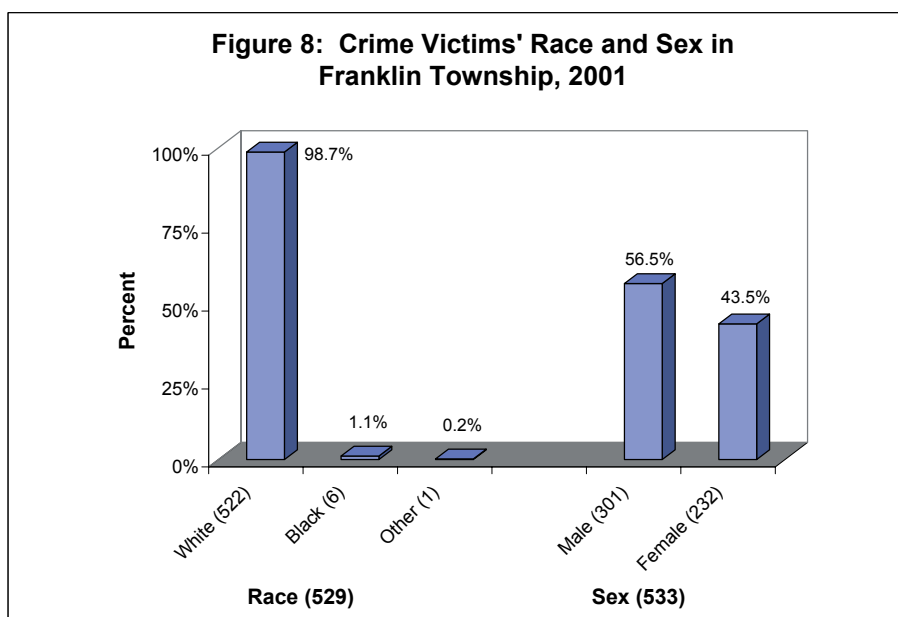
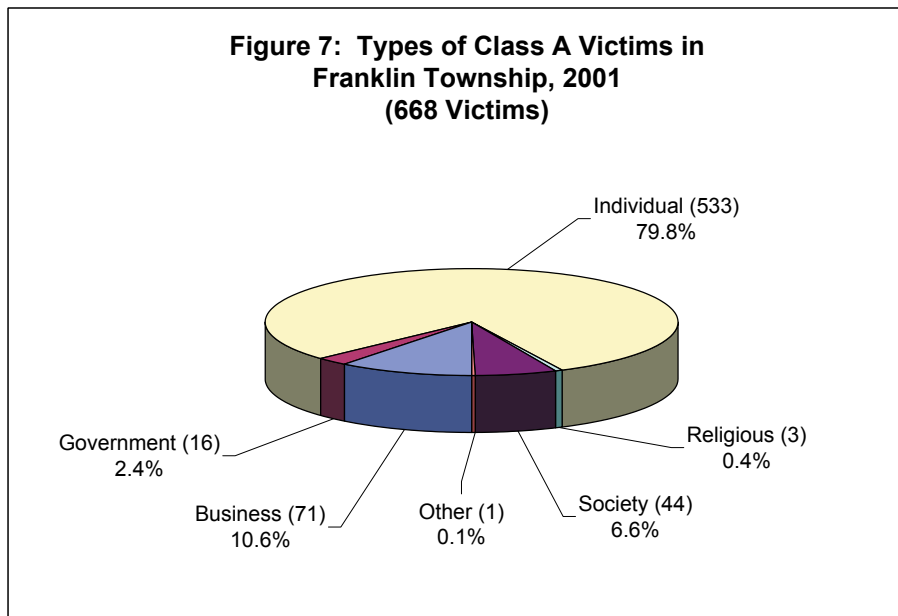
Crime Victims

There were 668 reported victims of Class A offenses in Franklin Township in 2001.⁶ Most of these victims were individuals (including 1 police officer); businesses also made up a notable group. Specifically, Class A crimes in Franklin Township had the following types of victims (Figure 7):

- 533 individuals (79.8%);
- 71 businesses (10.6%);
- Society was 6.6% of all victims;
- 16 government organizations (2.4%) were victims in crimes involving vandalism;
- 4 other victims including religious establishments (3) and another unspecified victim (1);

Characteristics of Individual Victims. As noted, 533 people were reported to be victims in Class A offenses in Franklin Township in 2001.

- Victims ranged in age from 3 to 90 years, with the average age being 41 years, which is the same

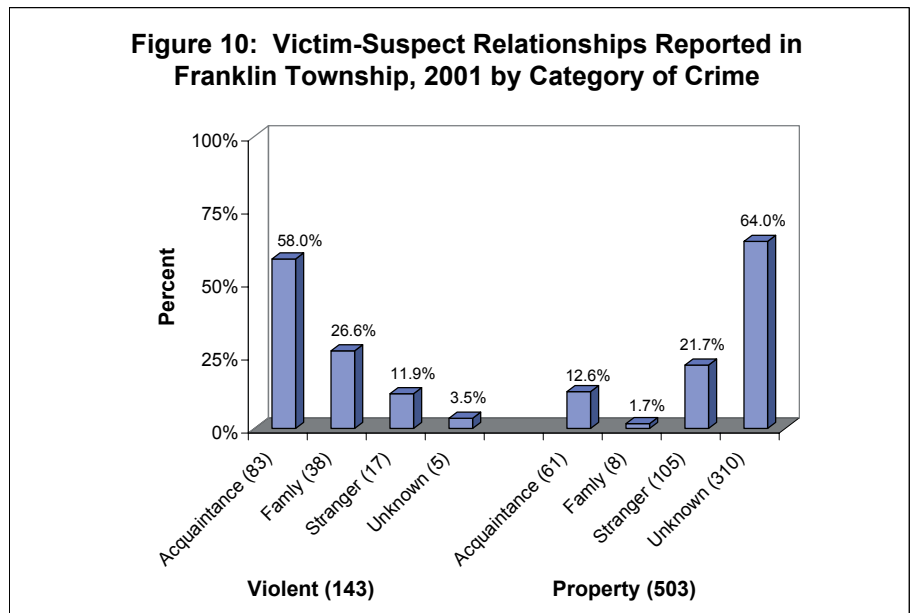
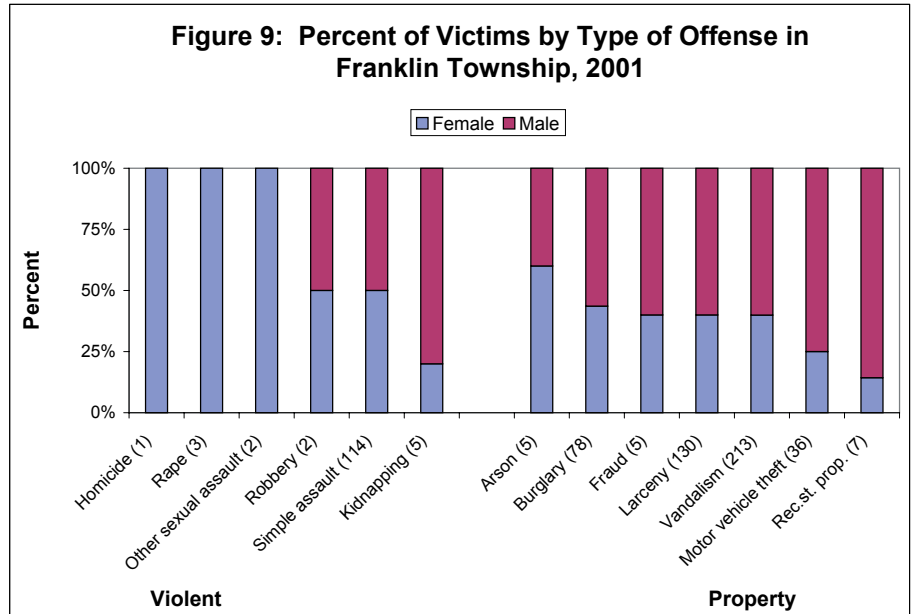


as the median age of Franklin Township (41.6 years in 2000).⁷

- Of the 529 victims for whom race was reported, Whites represented 98.7%, reflecting the racial distribution of the community (98.8% White). The race of 4 victims was unknown.
- The majority (56.5%) of individual victims was male (Figure 8).

The distribution of female and male victims varied by offense (Figure 9).

- Females accounted for all of the individual victims in offenses involving homicide (1), rape (3), and other sexual assault (2). Females were the majority of individual victims in crimes involving arson (60%), burglary (78%), fraud (56.4%), larceny (60%), and vandalism (60.1%).
- Males were the majority of individual victims in crimes involving receiving stolen property (85.7%), kidnapping (80%), motor vehicle theft (75%), and simple assault/intimidation (80%).
- Equal proportions of males and females were victims of robbery and simple assault/intimidation.



Victim-Suspect Relationship. The relationship between the victim and suspect was reported as unknown in over 50% of Class A crimes. Suspects were reported to be acquaintances in 22.8% of cases, strangers in 19.6%, and family members in 7.2%.⁸ The distribution of relationships varied substantially by type of crime (Figure 10).

- The majority of reported suspects of violent crimes was either acquaintances (58%) or family members (26.6%).
- Only 12.6% of victim-suspect relationships in property crimes

involved acquaintances. By far, the majority of property crime victim-suspect relationships was unknown.

Victims of Multiple Class A Offenses. Most victims (573 of 668) in Franklin Township had only one Class A crime committed against them. However, 89 victims (13.3%) each experienced two Class A offenses in crime incidents, 5 victims had 3 offenses committed against them, and 1 victim experienced 4

offenses. The offenses varied by the type of victim:

- Society was the victim of multiple Class A offenses in 13 incidents; all of these involved multiple drug offenses.
- Individuals were victims of multiple Class A offenses in 68 incidents; most of these were victims of a larceny, vandalism, or burglary in combination with another offense.

- Businesses were victims of multiple Class A offenses in 13 incidents, usually involving a burglary or vandalism in combination with another offense.

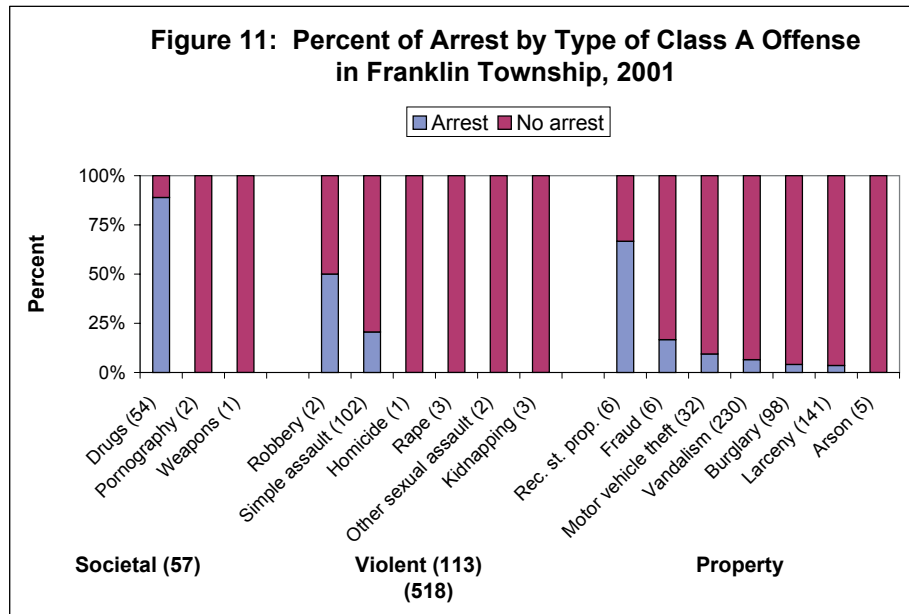
Arrests for Class A Crimes

Of the 688 Class A offenses, police reported arresting 103 individuals for 102 (14.8%) offenses. Arrests were most likely for societal crimes (Figure 11).

- 48 societal crimes (84.2%) resulted in an arrest; these were all for drug offenses.
- 22 violent offenses (19.5%) resulted in an arrest. 21 of 102 (20.6%) simple assault/intimidation offenses and 1 of 2 (50%) robberies resulted in an arrest.
- Only 32 property crimes (6.2%) resulted in an arrest. 2 of 4 (50%) receiving stolen property offenses, 1 of 5 (20%) fraud offenses, and 3 of 29 (10.3%) motor vehicle thefts resulted in an arrest. Relatively few arrests were made for other property crimes.

Characteristics of Arrestees. For the 102 offenses in which an arrest occurred, Franklin Township police arrested 103 individuals.⁹

- Arrestees ranged in age from 13 to 56, with an average age of 23 years.
- The majority of arrestees whose race was reported was White (97.1%). Blacks accounted for the remaining 2.9% of arrestees.
- The majority of arrestees (83.5%) was male.



Arrestees with Multiple Class A Offenses. Police charged the majority (87 of 103) of arrestees with one Class A offense. However, 16 individuals were charged with multiple Class A offenses. 16 individuals were arrested for 2 Class A offenses usually involving drugs or vandalism in combination with another offense. 18 individuals arrested for a Class A offense were also charged with one or more Class B offenses.

Class B Crimes

377 less serious Class B offenses accounted for 35.4% of all offenses in Franklin Township in 2001. A significant portion of these involved DUI (22.5%) and family offenses (11.4%). The remaining Class B offenses included (Figure 12):

- trespassing (10.6%),
- disorderly conduct (6.1%),
- runaway (5%),
- liquor law violation (3.4%),
- bad checks (.5%), and
- other Class B offenses (40.3%)

Victims of Class B Offenses. Almost three-quarters (71.1%) of the 357 victims of Class B offenses in Franklin Township in 2001 were individuals. Society composed the second largest category (25.2%). Victims also included businesses, (2.2%), government (1.1%), and another unspecified category (.3%).

Characteristics of Individual Victims of Class B Crimes. 254 people were reported to be victims in Class B offenses in Franklin Township in 2001.

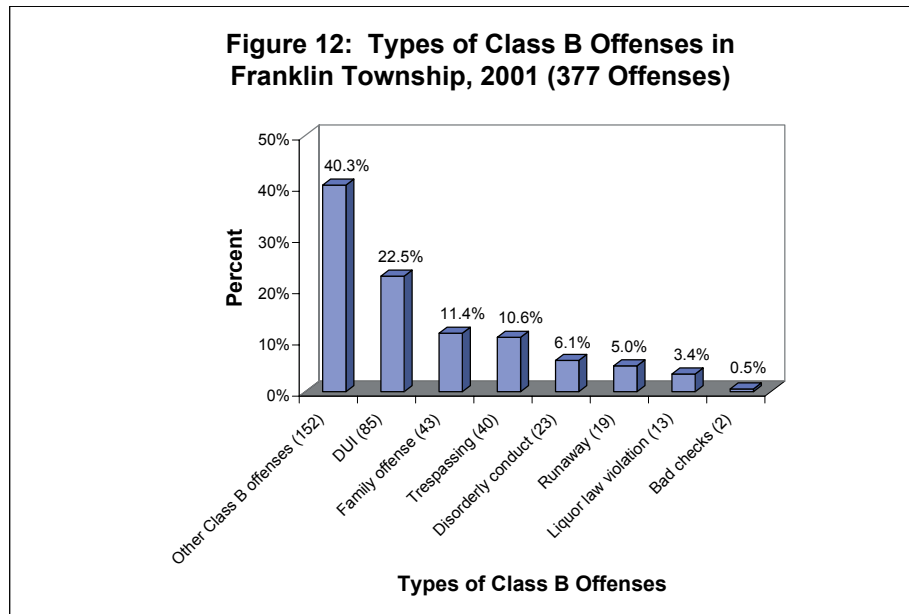
- Victims ranged in age from 3 to 83, with the average age being 39 years (compared to the median age of 41.6 years for Franklin Township).¹⁰
- The majority of victims of Class B offenses (whose race was known) was White (99.6%), reflecting the racial distribution of the community (98.8% White).
- The majority (59.8%) of individual victims of Class B offenses (whose sex was known) was female (152 of 254).

Arrests for Class B offenses.

Slightly less than half (46.4%) of less serious crimes (175 of 377) resulted in an arrest. All types of Class B crimes had arrest rates over 30%, except family offenses (7 of 43 arrested) and trespassing (3 of 40 arrested).

Characteristics of Class B Arrestees. For the 175 Class B offenses in which an arrest occurred, Franklin Township police arrested 152 individuals.

- Arrestees ranged in age from 12 to 51, with an average age of 25 years.
- The majority of arrestees whose race was reported was White (98%). 2 arrestees (1.3%) were Black. Less than 1% percent was Asian.
- The majority of arrestees for Class B crimes was male (71.7%).



Arrestees with Multiple Class B Offenses

- About 26% (39 of 152) of all arrestees for less serious crimes were charged with multiple Class B offenses: 37 arrestees were

charged with 2 Class B offenses each, and 2 arrestees (1.3%) were charged with 3 Class B offenses each.

Footnotes

- ¹ There were 35 reported offenses (3.2% of all offenses) that could not be included because of invalid reported offense codes.
- ² Analysis was limited to the first four offenses in each incident. Initial analyses of Ohio cities' 2000 OIBRS crime data showed that this number captures over 99% of all offenses.
- ³ In Franklin Township, property crime reports described 655 losses. If multiple items within the same property category were stolen in one incident (e.g., multiple pieces of jewelry), they are considered as a single property loss.
- ⁴ The values reported do not include amounts of \$1.00 that were assigned as estimates for the value of 461 items where victims reported the dollar value was either unknown or intangible.
- ⁵ Public locations included buildings with public access (e.g., school, church, parking garage, government office), commercial locations (e.g., offices and rental storage facilities), retail buildings (restaurants, gas stations, retail stores, malls), outside locations excluding private yards (e.g., construction sites, fields or woods, streets). Private locations were generally out of public view and included single-family homes, multiple family residential dwellings, residential facilities, other residential structures, garages/sheds, and private yards.
- ⁶ Analysis of victim information was limited to the first six victims in each incident. Initial analyses of Ohio cities' 2000 OIBRS crime data showed that this number captures over 99% of all victim information.
- ⁷ Calculation of the mean age excludes the 4 individuals whose ages were not reported.
- ⁸ Acquaintances included boyfriends and girlfriends, employees, friends, neighbors, ex-spouses, and other known individuals excluding family members. Family relationships included offenses in which the victim was the child, sibling, step-sibling, stepchild, grandchild, parent, stepparent, spouse, common-law spouse, in-law, grandparent, or other family member.
- ⁹ Analysis of arrestee information was limited to the first four individuals arrested for an incident. Initial analyses of Ohio cities' 2000 OIBRS crime data showed that this number captures over 97% of all arrestee information.
- ¹⁰ Calculation of the mean age excludes the 2 individuals whose ages were not reported.