



2012-13 MEDIA GUIDE

5

Number of Big Ten Tournament titles in program history, including the three straight from 2009-11.



OHIO STATE BASKETBALL POINTS OF PRIDE

6

Ohio State won a record six **consecutive Big Ten titles** from 2005-10.

8

Ohio State has had eight **Big Ten Player of the Year selections** during the past eight seasons.

10

The Buckeyes have advanced to the **NCAA Tournament** all 10 seasons under Jim Foster - an Ohio State record.

10

Number of **WNBA Draft picks** and free agent signees in the Jim Foster era.

14

Number of **Big Ten championships** in program history. The most of any school in the conference.

132

Number of **wins at home** over the past eight years. Ohio State's record at home over the past eight seasons is 132-9 and 159-13 overall in the Jim Foster era.

218

Number of **wins** over the past eight years – the ninth-most among NCAA Division I teams

MEDIA INFORMATION

TABLE OF CONTENTS

Media Information	2-3
2012-13 Big Ten Composite Schedule	4
2012-13 Rosters	5-6
2012-13 Ohio State Buckeyes	7-24
Jim Foster, Head Coach	25-28
Debbie Black, Assistant Coach	29
Ed Baldwin, Assistant Coach	30
Patrick Klein, Assistant Coach	31
Candace Dark, Video Coordinator	32
Tanzania Williams, Director of Basketball Operations	32
Women's Basketball Support Staff	33
Athletic & Academic Honors	34
McDonald's All-Americans	35
USA Basketball	36-37
Ohio State and the WNBA	38-39
2012-13 Opponents	40-42
2011-12 Season in Review	43-59
Ohio State Records	60-83
Series Records vs. Opponents	74-79
Value City Arena Records	80-83
All-Americans	84-89
Honors and Awards	90-92
All-Time Roster	93
All-Time Captains	94
Letterwinners	95
NCAA Tournament History/Records	96-98
Big Ten History/Champions	99-105
Ohio State Yearly Results	106-112

ATHLETICS COMMUNICATIONS



ADAM WIDMAN
Women's Basketball Contact



DANIELLE WARNER
Secondary Contact

Assoc. A.D., Athletics Communications ... Dan Wallenberg
Director Leann Parker
Associate Director Jerry Emig
Assistant Directors Adam Widman, Kendra Lee,
..... Alex Morando, Brett Rybak, Alissa Clendenen,
..... Danielle Warner
Interns Ben Vondal, Julie Brown
Web site OhioStateBuckeyes.com
Main Office Phone 614-292-6861
Fax 614-292-8547
Women's Basketball Contact Adam Widman
Office Phone 614-247-0011
Cell Phone 614-572-6903
Email widman.12@osu.edu
Press Row 614-688-5330
Mailing Address Rm. 124, St. John Arena
410 Woody Hayes Drive
Columbus, Ohio 43210-1166

GAME DAY MANAGEMENT

Facility Operations 614-292-9450
Ticket Office 614-292-2624
Marketing 614-292-3672
Training Room 614-292-1165
Equipment Room 614-292-1679

THE BIG TEN CONFERENCE

Asst. Commissioner, Media Relations Scott Chipman
Phone 847-696-1010
E-mail schipman@bigten.org
Women's Basketball Contact Dan Mihalik
Phone 847-696-1010 ext. 146
Email dmihalik@bigten.org
Fax/Web site 847-696-1110/bigten.org
Mailing Address 1500 West Higgins Rd.
Park Ridge, IL 60068-6300

UNIVERSITY AT A GLANCE

Name of School The Ohio State University
City (Pop.) Columbus, Ohio (1.7 m)
Founded 1870
Enrollment 56, 867 (Columbus Campus)
Nickname Buckeyes
School Colors Scarlet (PMS 200) & Gray (PMS 429)
Mascot Brutus Buckeye
Primary Arena Name Value City Arena (19,049)
Secondary Arena Name St. John Arena (13,276)
Affiliation NCAA Division I
Conference Big Ten Conference
President E. Gordon Gee (Utah, 1968)
Associate AD/SWA Michelle Willis (Grambling, 1976)
Athletics Director & Associate Vice President Eugene Smith
Alma Mater, Year Notre Dame, 1977
Ticket Office Phone 614-292-2624 or 1-800-GO-BUCKS
Athletics Website OhioStateBuckeyes.com

BASKETBALL HISTORY

First Year of Basketball 1965
All-Time Record/Seasons 885-370/47 seasons
No. Years in NCAA Tourney/Last 21/2012
NCAA Record 23-21
No. Years in WNIT/Last 1/2001
WNIT Record 5-0

TEAM INFORMATION

	Tot.	Hm.	Aw.	Neut.
2011-12 Overall Record	25-7	19-0	5-5	1-2
Big Ten Finish/Record	T2nd/11-5	8-0	3-5	0-0
2011-12 Final Ranking AP/Coaches	No. 16/22			
2011-12 Postseason	NCAA First Round			
Starters Returning/Lost	4/1			
Letterwinners Returning/Lost	12/1			
Transfers	0			

BASKETBALL STAFF

Head Coach Jim Foster
Alma Mater, Year Temple, 1980
Record at School (Years) 261-69 (10 seasons)
Big Ten Record (Years) 129-37 (10 seasons)
Overall Career Record (Years) 765-294 (34 seasons)
Basketball Office Phone 614-292-9270
Basketball Office Fax 614-292-7061
Best Time/Day to Reach Coach Contact SID
Assistant Coaches Debbie Black (St. Joseph's, 1988)
..... Ed Baldwin (North Carolina Central, 1976)
..... Patrick Klein (Ohio State, 2005)
Director of Basketball Operations Tangy Williams
..... (Bowling Green, 1995)
Team Physician James Borchers
Strength & Conditioning Coach Dave Richardson
..... (Louisiana-Monroe, 1989)
Assistant Athletic Trainer Chalisa Fonza
..... (Western Illinois, 1992)
Office Associate Patty Meek
Video Coordinator Candace Dark (Ohio State, 2007)



Photographers - Michael Abramson (Courtesy Roy Lichtenstein Foundation), Rich Bostwick, Chance Brockway Jr., Scott Brockway, Hal Clark, Kevin Fitzsimons, Terry Gilliam, V. Scott Gilmore, Rebecca Gray, Greater Columbus Convention & Visitors Bureau, Mark Hall, Stan Hu, Jay LaPrete, Jo McCulty, Jeff Mills, OSU Biomedical Communications, OSU Photo Archives, Ohio State University Relations, Lance Parker, Rick Prebeg, Jamie Sabau, Erik Schelkun, Dale Sparks, Mitch Stringer, Dan Trittschuh, Will Schilling, Jamie Schwaberow

This publication has been prepared to assist in your coverage of Ohio State athletics. Every attempt has been made to ensure its accuracy and thoroughness. On behalf of the Department of Athletics, we would like to thank you for your coverage of Ohio State's 36 intercollegiate varsity sports and look forward to working with you again this year. Please do not hesitate to contact our office if you have any questions or need assistance.

MEDIA INFORMATION

CREDENTIAL REQUESTS

In order to qualify for media and parking credentials, an applicant must be a full-time, salaried employee of the recognized news organization that is requesting the credential. Please direct all credential requests to Ohio State Athletics Communications. Requests should be made online at www.OhioStateBuckeyes.com/media. Confirmation of your request will be made upon receipt and passes can be picked up at will call, located at Door 1212 near the Northwest side of Value City Arena.

Credentials are limited to members of the working media who are assigned to cover Ohio State basketball. Every effort will be made to fill each request, but because of limited space, each request will be reviewed on a per game basis. Credentials are for adult use only and are non-transferrable. Media will-call is located at door entrance 1212 on the northwest side of Value City Arena. Credentials also will be valid for women's basketball games at St. John Arena.

MORE ON CREDENTIALS

Single-game passes will be mailed to the opposing team's sports information director for distribution one week before the game. All other single-game passes will be held at media will-call located at door entrance 1212 of Value City Arena (northwest side of the building).

ROAD REQUESTS

Please direct all credential requests for Ohio State's road games to the host school's sports information director.

OPPONENT REQUESTS

Please direct all requests for opponent media guides, interviews and credentials to the team's sports information director. Opponent contact information is located on pages 36-38 in this guide.

MEDIA PARKING

The primary media parking lot is located on the west side of Value City Arena. To gain entrance to this restricted area access Borror Drive from either Fred Taylor Drive or Olentangy River Road. Please display your pass prominently in your rearview mirror once in the campus area. Traffic officers on duty will help direct you to the designated lot.

PHONE LINES- VISITING RADIO & TELEVISION

A limited number of telephones are available on a first-come, first-served basis. Co-op telephone lines are available for radio broadcasts with prior approval from Ohio State Athletics Communications at 614-292-6861. Additionally, all non-Big Ten visiting radio stations planning to broadcast from Value City Arena must contact WBNS Radio station manager Skip Mosaic at 614-460-3745 three weeks prior to the scheduled game. If private telephone lines are desired, orders may be placed through the Ohio State Telecommunications Network Center at 614-292-8648.

PHOTOGRAPHERS

Photo credentials are issued to daily newspapers, wire services and periodical publications. Photographers are only permitted to shoot in specific locations of Value City Arena. Please seek a member of the athletics communications department for assistance. For the safety and convenience of the players, flash photography is strictly prohibited.

GAME DAY SERVICES

Members of the working media will be provided with a game program, game notes, halftime and final box scores, and a complete play-by-play summary of the game. Stories should be filed in the media work room where additional phone lines are available for use.

PLAYER INTERVIEWS

All Ohio State player interviews must be arranged through the athletics communications department at 614-292-6861. Players are available upon request. The cooperation of the media is requested in not phoning the players at home or interviewing them at times other than those designated.

ASSISTANT COACHES/SUPPORT STAFF INTERVIEWS

Interviews with any member of the Ohio State women's basketball or support staffs must be arranged through athletics communications at 614-292-6861.

PRACTICES

The Ohio State women's basketball team practices in the Value City Arena auxiliary gym and Value City Arena located at 555 Borror Drive.

POST GAME PROCEDURES

Ohio State maintains a closed locker room policy at home and on the road. Postgame interviews are conducted in the media room of Value City Arena. Interviews with both coaches will be held following a 10-minute intermission. Player interviews will be honored upon request.

WEEKLY RELEASE

Ohio State's weekly release, which includes notes, statistics and box scores, are available before each game on the Buckeyes' official website — OhioStateBuckeyes.com.

OHIOSTATEBUCKEYES.COM

This is the official web site of the Ohio State Athletics Department. Ohio State basketball releases as well as a wide variety of related athletics department information can be found on the web, including links to all 36 varsity sports.

BIG TEN TELECONFERENCE

The Big Ten will host a women's basketball coaches teleconference on Feb. 28 heading into the Big Ten tournament. Contact the Big Ten Communications department at 847-696-1010 (ext. 146) for times and the teleconference phone number.

REFERENCES

Upon first reference, please use The Ohio State University. References thereafter should be Ohio State.

The nickname for the Ohio State women's basketball team is Buckeyes - not Lady Buckeyes.

The Buckeyes play at Value City Arena at The Jerome Schottenstein Center in Columbus, Ohio. Value City Arena is acceptable for all references.

VCA also can be used in as an abbreviated second reference.

2012-13 SCHEDULE

NOVEMBER

9	vs. Notre Dame (1)	4 p.m.
14	Cincinnati	8 p.m.
17	Winthrop (2)	2 p.m.
20	Saint Francis	7 p.m.
25	Wright State	1 p.m.
28	at North Carolina (3)	7 p.m.

DECEMBER

1	Evansville	Noon
9	Lafayette	1 p.m.
15	at Washington State	3 p.m.
17	at Gonzaga	9 p.m.
21	Southern	7 p.m.
27	VCU	7 p.m.
30	Howard	2 p.m.

JANUARY

3	at Iowa*	6:30/8:30 p.m.
6	Illinois*	2 p.m.
10	at Minnesota*	8 p.m.
14	at Purdue*	6:30/7:30 p.m.
17	Indiana*	7 p.m.
20	at Wisconsin*	3 p.m.
27	Penn State*	1 p.m.
31	Nebraska*	8:30 p.m.

FEBRUARY

3	at Indiana*	2 p.m.
7	Wisconsin*	7 p.m.
10	at Northwestern*	4 p.m.
14	at Nebraska*	9 p.m.
21	Minnesota*	6 p.m.
25	Michigan State*	6:30 p.m.
28	at Illinois*	TBA

MARCH

3	Michigan*	TBA
7-10	Big Ten Tournament	Hoffman Estates, Ill.

Home Games in Bold played at Value City Arena, unless noted otherwise; *Big Ten conference game; (1) Carrier Classic; (2) at St. John Arena; (3) ACC/Big Ten Challenge



2012-13 BIG TEN COMPOSITE SCHEDULE

NOVEMBER

- 9 Indiana at Valparaiso
Northern Illinois at Iowa
Detroit-Mercy at Michigan
North Carolina A&T at Nebraska
Tennessee-Martin at Northwestern
Notre Dame vs. Ohio State
- 10 Washington State at Minnesota
South Carolina Upstate at Purdue
- 11 Evansville at Illinois
TBA at Iowa
Texas-Arlington at Michigan State
TBA at Minnesota
Temple at Nebraska
Central Michigan at Northwestern
Howard at Penn State
Milwaukee at Wisconsin
- 12 Indiana at Murray State
Michigan at Xavier
- 14 TBA at Iowa
Cincinnati at Ohio State
Penn State at Texas A&M
- 15 Bradley at Illinois
Michigan State at Eastern Michigan
- 16 Indiana State at Indiana
Michigan at Utah
Northern Arizona at Nebraska
Wisconsin at Gonzaga
- 17 Ohio at Minnesota
Winthrop at Ohio State
Purdue at SIU-Edwardsville
- 18 Cleveland State at Illinois
TBA at Iowa
Virginia Tech at Michigan State
TBA at Minnesota
Nebraska at South Dakota State
Lafayette at Penn State
Wisconsin at Washington State
- 19 Indiana at Texas A&M Corpus Christi
Seton Hall at Michigan
Howard at Northwestern
Bowling Green at Purdue
- 20 Robert Morris at Iowa
Sam Houston State at Nebraska
St. Francis at Ohio State
- 21 Albany at Michigan State
Yale at Northwestern
Washington at Wisconsin
- 22 Richmond vs. Minnesota
Marist vs. Purdue
- 23 Tulsa vs. Illinois
IUPUI at Indiana
TBA vs. Iowa
Harvard at Michigan
James Madison vs. Minnesota
Nebraska at USC
Detroit vs. Penn State
Wake Forest vs. Purdue
- 24 TBA vs. Illinois
TBA vs. Iowa
Boston at Michigan
Missouri vs. Minnesota
TBAs vs. Penn State
Connecticut vs. Purdue
- 25 Robert Morris at Michigan State
Loyola at Northwestern
Wright State at Ohio State
Evansville at Wisconsin
- 26 IPFW at Indiana
- 28 Clemson at Indiana
Iowa at Florida State
Duke at Michigan

- Maryland at Nebraska
Northwestern at Boston College
Ohio State at North Carolina
Georgia Tech at Purdue
Wisconsin at Virginia Tech
- 29 Wake Forest at Illinois
Michigan State at NC State
Virginia at Minnesota
Penn State at Miami

DECEMBER

- 1 Colorado at Illinois
Northern Iowa at Iowa
Florida at Michigan
Milwaukee at Michigan State
Idaho State at Nebraska
Evansville at Ohio State
Alabama at Wisconsin
- 2 Cleveland State at Indiana
Minnesota at Kansas
Northwestern at DePaul
Farleigh Dickinson at Penn State
Central Michigan at Purdue
- 3 UAB at Illinois
- 4 Belmont at Indiana
- 5 Illinois at Texas Tech
Michigan at Illinois State
Michigan State at Oakland
Denver at Minnesota
Nebraska at Creighton
Marquette at Wisconsin
- 6 Iowa State at Iowa
Penn State at Connecticut
Purdue at IPFW
- 7 UMKC at Minnesota
Northwestern at Illinois State
- 8 Michigan State at Dayton
Florida State at Nebraska
- 9 Illinois at Memphis
Indiana at Butler
Robert Morris at Minnesota
Bowling Green at Northwestern
Lafayette at Ohio State
Georgetown at Penn State
Purdue at Tennessee-Martin
- 10 Florida Atlantic at Wisconsin
- 11 Michigan at Eastern Michigan
- 12 Oregon at Illinois
Penn State at Virginia Tech
- 15 Western Michigan at Michigan
Ohio State at Washington State
Eastern Illinois at Wisconsin
- 16 SIU-Edwardsville at Indiana
Iowa at Drake
IPFW at Michigan State
Nebraska at South Florida
California at Northwestern
South Dakota State at Penn State
Purdue at Oakland
- 17 Ohio State at Gonzaga
- 19 Missouri State at Iowa
Oregon State vs. Michigan State
- 20 Valparaiso at Michigan
Texas Tech vs. Michigan State
Oral Roberts at Nebraska
- 21 Illinois State at Illinois
Xavier at Indiana
Northern Iowa at Minnesota
Northwestern at Hofstra
Southern at Ohio State
IUPUI at Purdue
- 22 Mississippi vs. Northwestern

- 23 Wisconsin at Green Bay
- 27 VCU at Ohio State
- 28 Georgia at Illinois
Texas vs. Iowa
- 29 Niagara at Michigan
Temple at Michigan State
Grambling at Nebraska
Purdue at Notre Dame
- 30 TBA vs. Iowa
Creighton at Minnesota
Howard at Ohio State
- 31 UIC at Indiana
Chicago State at Northwestern

JANUARY

- 2 Purdue at Illinois
Wisconsin at Nebraska
- 3 Ohio State at Iowa
Indiana at Michigan
Minnesota at Michigan State
Northwestern at Penn State
- 5 Purdue at Nebraska
- 6 Northwestern at Indiana
Michigan at Iowa
Penn State at Michigan State
Illinois at Ohio State
Minnesota at Wisconsin
- 10 Nebraska at Indiana
Ohio State at Minnesota
Illinois at Northwestern
Iowa at Wisconsin
- 13 Michigan State at Illinois
Wisconsin at Michigan
Nebraska at Penn State
- 14 Ohio State at Purdue
- 17 Iowa at Michigan State
Illinois at Nebraska
Michigan at Northwestern
Indiana at Ohio State
Wisconsin at Penn State
Minnesota at Purdue
- 20 Northwestern at Illinois
Michigan State at Indiana
Purdue at Iowa
Nebraska at Minnesota
Ohio State at Wisconsin
- 21 Penn State at Michigan
- 24 Wisconsin at Iowa
Michigan at Indiana
Michigan State at Nebraska
Minnesota at Penn State
Northwestern at Purdue
- 27 Iowa at Michigan
Purdue at Michigan State
Penn State at Ohio State
- 28 Illinois at Minnesota
Indiana at Northwestern
- 31 Iowa at Illinois
Michigan at Minnesota
Michigan State at Northwestern
Nebraska at Ohio State
Indiana at Purdue
Penn State at Wisconsin

FEBRUARY

- 3 Ohio State at Indiana
Northwestern at Iowa
Minnesota at Nebraska
Illinois at Wisconsin
- 4 Michigan at Michigan State
Purdue at Penn State
- 7 Penn State at Indiana

- Illinois at Michigan
Iowa at Minnesota
Nebraska at Northwestern
Wisconsin at Ohio State
- 10 Minnesota at Illinois
Ohio State at Northwestern
Michigan State at Penn State
Michigan at Purdue
Indiana at Wisconsin
- 11 Nebraska at Iowa
- 13 Indiana at Michigan State
- 14 Penn State at Iowa
Ohio State at Nebraska
Purdue at Wisconsin
- 16 Michigan State at Michigan
- 17 Northwestern at Minnesota
Iowa at Purdue
- 18 Wisconsin at Illinois
- 20 Purdue at Indiana
Northwestern at Michigan State
Illinois at Penn State
- 21 Nebraska at Michigan
Minnesota at Ohio State
- 23 Indiana at Illinois
Wisconsin at Northwestern
- 24 Purdue at Minnesota
Iowa at Nebraska
Michigan at Penn State
- 25 Michigan State at Ohio State
- 28 Ohio State at Illinois
Indiana at Iowa
Northwestern at Michigan
Penn State at Minnesota
Michigan State at Purdue
Nebraska at Wisconsin

MARCH

- 3 Minnesota at Indiana
Wisconsin at Michigan State
Penn State at Nebraska
Iowa at Northwestern
Michigan at Ohio State
Illinois at Purdue
- 7-10 Big Ten Tournament
- 7 #7 Seed vs. #10 Seed
#6 Seed vs. #11 Seed
#8 Seed vs. #9 Seed
#5 Seed vs. #12 Seed
- 8 #2 Seed vs. Game 1 Winner
#3 Seed vs. Game 2 Winner
#1 Seed vs. Game 3 Winner
#4 Seed vs. Game 4 Winner
- 9 Game 5 Winner vs. Game 6 Winner
Game 7 Winner vs. Game 8 Winner
- 10 Game 9 Winner vs. Game 10 Winner

2012-13 ROSTERS

HEAD COACH

Jim Foster.....Temple, 1980

ASSISTANT COACHES

Patrick KleinOhio State, 2005
Debbie BlackSt. Joseph's, 1988
Ed BaldwinNorth Carolina Central, 1976

DIRECTOR OF BASKETBALL OPERATIONS

Tanzania "Tangy" Williams.....Bowling Green, 1995

STUDENT ASSISTANT COACH

Brianna Sanders

VIDEO COORDINATOR

Candace DarkOhio State, 2007

STRENGTH & CONDITIONING COACH

Dave RichardsonLouisiana-Monroe, 1989

ATHLETIC TRAINER

Chalisa FonzaWestern Illinois, 1992

TEAM PHYSICIAN

Dr. James Borchers

ATHLETICS COMMUNICATIONS

Adam WidmanOhio State, 2001

PRONUNCIATION GUIDE

PLAYERS

Aleksandra Dobranic..AH-lex-AN-dra DOH-bran-ick
Darryce (Moore).....DARR-reese
(Amy) Scullion.....skull-LEE-on
Martina (Ellerbe).....EL-er-BEE
(Kalpana) Beach.....Kal-PAH-na

NUMERICAL

No.	Name	Pos.	Ht.	Cl.	Hometown (High School)
1	Kalpana Beach*	F	6-1	So.	Westlake, Ohio (Westlake)
3	Amber Stokes***	G	5-10	R-Sr.	Gahanna, Ohio (Lincoln)
4	Taylor Hill***	G	5-10	Sr.	Minneapolis, Minn. (South)
11	Shelbi Honeycutt*	G	5-10	So.	Siloam Springs, Ark. (Siloam Springs)
12	Maleeka Kynard*	G	5-7	So.	Toledo, Ohio (Start)
13	Cait Craft	G	5-8	Fr.	Findlay, Ohio (Liberty-Benton)
14	Ameryst Alston	G	5-9	Fr.	Canton, Ohio (McKinley)
15	Aleksandra Dobranic**	C	6-4	R-Jr.	Novi Sad, Serbia (Isidora Sekulic)
21	Lisa Blair	C	6-6	Fr.	Brooklyn, N.Y. (Nazareth Regional)
22	Darryce Moore**	C	6-2	Jr.	Youngstown, Ohio (Boardman)
23	Martina Ellerbe**	F	6-2	Jr.	Teaneck, N.J. (Saint Mary's)
25	Amy Scullion*	G	6-0	R-So.	Salem, Ohio (Salem)
31	Raven Ferguson*	G	5-11	So.	Columbus, Ohio (Africentric)
33	Ashley Adams**	C	6-5	Jr.	Siloam Springs, Ark. (Siloam Springs)
50	Emilee Harmon***	F	6-2	Sr.	Pickerington, Ohio (Central)

ALPHABETICAL

No.	Name	Pos.	Ht.	Cl./El.	Hometown (High School)
33	Ashley Adams**	C	6-5	Jr.	Siloam Springs, Ark. (Siloam Springs)
14	Ameryst Alston	G	5-9	Fr.	Canton, Ohio (McKinley)
1	Kalpana Beach*	F	6-1	So.	Westlake, Ohio (Westlake)
21	Lisa Blair	C	6-6	Fr.	Brooklyn, N.Y. (Nazareth Regional)
13	Cait Craft	G	5-8	Fr.	Findlay, Ohio (Liberty-Benton)
15	Aleksandra Dobranic**	C	6-4	R-Jr.	Novi Sad, Serbia (Isidora Sekulic)
23	Martina Ellerbe**	F	6-2	Jr.	Teaneck, N.J. (Saint Mary's)
31	Raven Ferguson*	G	5-11	So.	Columbus, Ohio (Africentric)
50	Emilee Harmon***	F	6-2	Sr.	Pickerington, Ohio (Central)
4	Taylor Hill***	G	5-10	Sr.	Minneapolis, Minn. (South)
11	Shelbi Honeycutt*	G	5-10	So.	Siloam Springs, Ark. (Siloam Springs)
12	Maleeka Kynard*	G	5-7	So.	Toledo, Ohio (Start)
22	Darryce Moore**	C	6-2	Jr.	Youngstown, Ohio (Boardman)
25	Amy Scullion*	G	6-0	R-So.	Salem, Ohio (Salem)
3	Amber Stokes***	G	5-10	R-Sr.	Gahanna, Ohio (Lincoln)

*Varsity Awards Earned

STARTERS RETURNING (4)

Pos.	Name	Pts.	Reb.	Ast.	FG%	FT%	Notable
G	Taylor Hill	20.4	4.2	2.3	.475	.770	First Team All-Big Ten; All-Defensive Team
G	Amber Stokes	7.5	3.6	1.9	.463	.587	Big Ten Defensive Player of the Year
C	Ashley Adams	7.1	6.9	2.2	.526	.605	HM All-Big Ten; led Big Ten with 96 blocked shots
F	Kalpana Beach	5.1	4.7	0.5	.432	.794	Started 30 games as a true freshman

OTHER LETTERWINNERS RETURNING (8)

Pos.	Name	Pts.	Reb.	Ast.	FG%	FT%
G	Shelbi Honeycutt	0.5	1.0	0.4	.063	1.000
G	Maleeka Kynard	1.8	0.8	0.4	.419	.929
C	Aleksandra Dobranic	1.8	1.4	0.2	.481	.571
C	Darryce Moore	5.3	3.7	0.9	.583	.686
F	Martina Ellerbe	1.7	1.8	0.5	.412	.667
G	Amy Scullion	2.1	0.9	0.2	.417	.826
G	Raven Ferguson	4.1	2.1	0.7	.431	.652
F	Emilee Harmon	2.4	1.8	0.2	.447	.591

STARTERS LOST (1)

Pos.	Name	Pts.	Reb.	Ast.	FG%	FT%	Notable
G	Samantha Prahalis	19.8	4.1	6.2	.436	.838	Big Ten's all-time assists leader (901); 2,010 career pts

NEWCOMERS (3)

No.	Name	Pos.	Ht.	Hometown (Last School)
13	Cait Craft	G	5-8	Findlay, Ohio (Liberty-Benton)
14	Ameryst Alston	G	5-9	Canton, Ohio (McKinley)
21	Lisa Blair	C	6-6	Brooklyn, N.Y. (Nazareth Regional)



TV/RADIO ROSTER



1 Kalpana Beach



3 Amber Stokes



4 Tayler Hill



11 Shelbi Honeycutt



12 Maleeka Kynard



13 Cait Craft




14 Ameryst Alston



15 Aleksandra Dobranic



21 Lisa Blair



22 Darryce Moore



23 Martina Ellerbe



25 Amy Scullion




31 Raven Ferguson



33 Ashley Adams



50 Emilee Harmon



Jim Foster
Head Coach



Debbie Black
Assistant Coach



Ed Baldwin
Assistant Coach



Patrick Klein
Assistant Coach



Tange Williams
Director of Operations



Candace Dark
Video Coordinator



Katie Smith
Player Development Assistant



Brianna Sanders
Student Assistant Coach



AMBER STOKES

RS-SENIOR • GUARD • 5-10

Gahanna, Ohio • Lincoln

3

2011-12 - JUNIOR

Big Ten defensive player of the year and member of the all-defensive team ... averaged 7.5 points and 3.6 rebounds while shooting 46.3 percent from the field ... started all 32 games ... scored 12 points in the NCAA tournament loss to Florida ... tied a career high with nine rebounds in the Big Ten tournament win over Michigan, four on the offensive end ... scored a career-high 16 points in the win over Illinois, adding in six rebounds and two steals ... scored 14 points in the win over No. 16 Purdue and matched that with 14 more in the win over Indiana to go with a career-high 7 assists ... scored 12 points -- all in the first half -- in the win at #18 Oklahoma Dec. 4 ... matched that with 12 in the win over No. 20 Nebraska ... 11 points and three assists in the win at Cal and again in the win over Northwestern with three steals and three assists ... 10 points in the win at Wisconsin and at MSU with a career-high five assists ... career-high five steals in the win over Florida State ... 9 points vs. Southern Utah ... eight points in the win over WSU ... 11 points and seven boards in win over Temple Nov. 18 ... nine points vs. Howard Nov. 22.

2010-11 - SOPHOMORE

Played in 31 games with one start ... averaged 2.5 points and 1.6 rebounds off the bench ... came up big off the bench defensively in the win at No. 10 Michigan State Feb. 24 ... had another solid effort against the Spartans off the bench in the Big Ten tournament with career highs of five rebounds and four assists in 20 minutes ... made her first career start Dec. 28 vs. Duquesne ... scored a career-high 10 points off the bench vs. Indiana and had seven in the win over No. 9 Michigan State ... eight points in the win over UNCW ... scored seven points in 10 minutes in the win over No. 23 Penn State ... scored four points against Virginia and four against USC-Upstate ... played a career-high 19 minutes off the bench vs. No. 1 UConn Dec. 19 ... two points, two assists and three boards in 13 mins vs. Purdue ... sat the first three games of the season with an illness.

2009-10 - FRESHMAN

Played in 26 games off the bench ... averaged 2.7 points and shot .528 percent from the field ... scored a season-high eight points on 4-of-6 shooting in the win over Purdue ... scored seven points in 16 minutes off the bench in the overtime loss to Michigan State, including a big second-half three-pointer to

give Ohio State the lead late ... had four points and four rebounds in the NCAA tournament win over St. Francis (Pa.) ... came back from a left foot injury Dec. 31 at Northwestern to score four points in 7 minutes ... scored five points in her first collegiate game Nov. 13 vs. EIU ... hit her first three-point attempt in that game ... scored six points each in wins over Bowling Green, UAB and IUPUI ... handed out two assists and played a career-high 17 minutes against UAB ... four steals vs. UNCG.

2008-09 - REDSHIRT

Suffered a shoulder injury in the preseason that forced her to miss the season.

HIGH SCHOOL

2008 McDonald's High School All-American nominee ... Averaged 20.2 points, 4.3 assists and 3.1 steals per game her senior season at Gahanna Lincoln ... first-team All-Central District and Associated Press third-team All-Ohio choice ... Ohio Capital Conference (OCC) player of the year ... Ranked as the No. 63 prospect, the No. 21 guard and a four-star player by HoopGurlz.com ... an athletic combo guard that can play the one or the two spot ... member of the All-Ohio Black Club team ... averaged 19.5 points, 4.1 assists and 3.1 steals per game at Columbus St. Francis DeSales and Gahanna Lincoln High School in 2006-07, leading the Lions to the district finals ... received the Lincoln High School Varsity Award Silver Certificate, awarded by the Ohio Coaches Association ... named to the Central Ohio Top High School Basketball Player Super 12 Team in 2006, '07 and '08 ... as a sophomore at DeSales, Stokes helped her team to a 21-4 record and a Central Catholic League Championship (8-0 conference record) ... honorable mention Division II All-Ohio selection that year ... second-team all-district and first-team all-CCL ... led team in assists (4.1 apg) and was second in scoring (13.1 ppg) as a sophomore ... Helped U15 AAU team to the USJN Premier Invitational Championship in Fisher, Ind., and the Nike Super 25 Tournament in Atlanta, Ga. ... Nike Skills Development Camp participant ... a four-time track state finalist ... holds the Gahanna High School record in long jump (18'5.75"), 200-meter dash (24.0), 400-meter dash (54.73) and 4x400-meter relay (3:58) ... member of the National Honor Society ... Lincoln High School Academic Excellence Award.

CAREER HIGHS

Points:.....16 vs. Illinois (1/22/12)
FG:.....7 vs. Indiana (2/16/12)
FGA:.....13 vs. Indiana (2/16/12)
3FG:.....1 (several times)
3FGA:.....2 (2x) last vs. Michigan St. (2/21/10)
FT:.....7 vs. Temple (11/18/11)
FTA:.....8 vs. Temple (11/18/11)
Rebounds:.....9 (2x) last vs. Michigan (3/1/12)
Assists:.....7 vs. Indiana (2/16/12)
Steals:.....5 vs. Florida State (11/30/11)
Blocks:.....1 (several times)
Minutes:.....36 (several times)



CAREER TOTALS • BIG TEN GAMES

Season	gp-gs	min/avg	Total		3-Point		F-Throws		Rebounds				Scoring				
			fg-fga	pct	fg-fga	pct	ft-fa	pct	off	def	tot	avg	pts	avg	pf	fo	ast
2009-10	14-0	88/6.3	11-23	.478	1-2	.500	7-8	.875	6	6	12	0.9	5	30	2.1	0	1
2010-11	16-0	180/11.3	19-47	.404	1-3	.333	3-9	.333	7	17	24	1.5	25	42	2.6	0	14
2011-12	16-16	432/27.0	53-120	.442	2-8	.250	19-33	.576	33	32	65	4.1	44	127	7.9	0	29
TOTAL	46-16	700/15.2	83-190	.437	4-13	.308	29-50	.580	46	55	101	2.2	74	199	4.3	0	44

CAREER TOTALS • ALL GAMES

Season	gp-gs	min/avg	Total		3-Point		F-Throws		Rebounds				Scoring				
			fg-fga	pct	fg-fga	pct	ft-fa	pct	off	def	tot	avg	pts	avg	pf	fo	ast
2009-10	26-0	200/7.7	28-53	.528	2-4	.500	13-18	.722	12	11	23	0.9	20	71	2.7	0	9
2010-11	31-1	347/11.2	35-81	.432	1-4	.250	8-19	.421	18	31	49	1.6	45	79	2.5	0	28
2011-12	32-32	839/26.2	100-216	.463	3-15	.200	37-63	.587	57	59	116	3.6	76	240	7.5	0	60
TOTAL	89-33	1386/15.6	163-350	.466	6-23	.261	58-100	.580	87	101	188	2.1	141	390	4.4	0	97

2011-12 GAME-BY-GAME

Opponent	Date	gs	min	fg-fga	pct	3fg-fga	pct	ft-fa	pct	off	def	tot	avg	pf	a	t/o	blk	stl	pts	avg	
TENNESSEE STATE	11/13/11	*	16	1-1	1.000	0-0	.000	2-4	.500	0	2	2	2.0	1	4	1	0	1	4	4.0	
TEMPLE	11/18/11	*	30	2-6	.333	0-0	.000	7-8	.875	4	3	7	4.5	2	1	0	0	1	11	7.5	
HOWARD	11/22/11	*	24	4-7	.571	0-0	.000	1-1	1.000	1	1	2	3.7	2	1	0	1	0	9	8.0	
STONY BROOK	11/25/11	*	24	2-4	.500	0-1	.000	0-0	.000	3	3	6	4.3	0	4	1	1	0	4	7.0	
LSU	11/27/11	*	26	2-6	.333	0-0	.000	0-1	.000	0	3	3	4.0	2	4	2	0	1	4	6.4	
FLORIDA STATE	11/30/11	*	28	1-6	.167	0-0	.000	0-0	.000	1	1	2	3.7	2	2	2	0	5	2	5.7	
at Oklahoma	12/04/11	*	29	6-8	.750	0-0	.000	0-2	.000	0	1	1	3.3	2	2	3	0	1	12	6.6	
CANISIUS	12/10/11	*	16	3-5	.600	0-0	.000	0-0	.000	1	0	1	3.0	1	0	3	1	2	6	6.5	
SOUTHERN	12/13/11	*	18	3-3	1.000	0-0	.000	1-2	.500	0	0	0	2.7	2	1	2	0	0	7	6.6	
at California	12/17/11	*	36	3-5	.600	1-1	1.000	4-6	.667	0	1	1	2.5	2	3	1	0	1	11	7.0	
CHARLOTTE	12/19/11	*	18	2-6	.333	0-1	.000	0-0	.000	2	2	4	2.6	3	3	1	0	2	4	6.7	
SOUTHERN UTAH	12/20/11	*	23	4-7	.571	0-1	.000	1-2	.500	3	0	3	2.7	2	2	0	0	1	9	6.9	
WASHINGTON STATE	12/22/11	*	26	3-6	.500	0-0	.000	2-3	.667	1	0	1	2.5	3	1	1	1	2	8	7.0	
at Wisconsin	12/30/11	*	16	4-5	.800	0-0	.000	2-3	.667	0	2	2	2.5	4	0	2	0	0	10	7.2	
IOWA	01/02/12	*	30	2-6	.333	0-1	.000	2-4	.500	3	2	5	2.7	2	0	1	0	2	6	7.1	
at Michigan	01/07/12	*	20	2-8	.250	0-1	.000	0-0	.000	2	0	2	2.6	2	1	2	0	1	4	6.9	
NORTHWESTERN	01/12/12	*	27	4-7	.571	1-1	1.000	2-2	1.000	4	0	4	2.7	2	3	0	1	3	11	7.2	
at Michigan State	01/15/12	*	33	5-8	.625	0-0	.000	0-0	.000	0	6	6	2.9	3	5	1	1	2	10	7.3	
NEBRASKA	01/19/12	*	26	6-12	.500	0-0	.000	0-2	.000	2	3	5	3.0	4	2	0	0	0	12	7.6	
ILLINOIS	01/22/12	*	31	5-10	.500	0-0	.000	6-7	.857	2	4	6	3.2	3	1	2	0	2	16	8.0	
at Indiana	01/26/12	*	28	1-6	.167	0-0	.000	2-2	1.000	1	2	3	3.1	1	0	0	0	2	4	7.8	
at Minnesota	01/29/12	*	30	1-8	.125	0-0	.000	3-4	.750	5	4	9	3.4	4	0	1	0	3	5	7.7	
WISCONSIN	02/06/12	*	28	2-4	.500	0-0	.000	1-2	.500	2	1	3	3.4	1	1	1	0	0	5	7.6	
at Illinois	02/09/12	*	36	1-5	.200	0-0	.000	0-0	.000	2	2	4	3.4	3	1	2	0	0	2	7.3	
PURDUE	02/12/12	*	35	6-10	.600	1-2	.500	1-5	.200	3	1	4	3.4	4	2	0	0	0	14	7.6	
INDIANA	02/16/12	*	35	7-13	.538	0-0	.000	0-0	.000	1	2	3	3.4	0	7	3	1	1	14	7.8	
at Penn State	02/20/12	*	12	1-4	.250	0-1	.000	0-0	.000	0	0	0	3.3	4	1	2	0	0	2	7.6	
MINNESOTA	02/23/12	*	19	2-6	.333	0-1	.000	0-0	.000	3	2	5	3.4	3	3	0	0	0	4	7.5	
at Nebraska	02/26/12	*	26	4-8	.500	0-1	.000	0-2	.000	3	1	4	3.4	4	2	1	0	2	8	7.5	
vs MICHIGAN	3/2/12	*	36	2-9	.222	0-2	.000	0-1	.000	4	5	9	3.6	2	1	0	1	2	4	7.4	
vs NEBRASKA	3/3/12	*	27	3-5	.600	0-0	.000	0-0	.000	4	4	8	3.7	3	0	0	0	1	6	7.4	
vs Florida	03/18/12	*	30	6-12	.500	0-1	.000	0-0	.000	0	1	1	3.6	3	2	3	2	1	12	7.5	
Totals			32	839	100-216	.463	3-15	.200	37-63	.587	57	59	116	3.6	76	60	38	10	39	240	7.5

2010-11 GAME-BY-GAME

Opponent	Date	gs	min	fg-fga	pct	3fg-fga	pct	ft-fa	pct	off	def	tot	avg	pf	a	t/o	blk	stl	pts	avg
EAST TENNESSEE STAT	11/22/10		10	1-3	.333	0-0	.000	0-0	.000	0	0	0	0.0	1	1	1	0	0	2	2.0
UNC WILMINGTON	11/28/10		15	4-6	.667	0-0	.000	0-0	.000	0	2	2	1.0	1	1	4	1	1	8	5.0
VIRGINIA	12/02/10		10	2-3	.667	0-0	.000	0-0	.000	0	1	1	1.0	1	2	1	0	1	4	4.7
#11 OKLAHOMA	12/05/10		12	1-2	.500	0-0	.000	0-1	.000	1	1	2	1.3	1	0	3	0	1	2	4.0
at Syracuse	12/11/10		6	0-0	.000	0-0	.000	0-0	.000	1	0	1	1.2	0	1	0	0	0	0	3.2
USC-UPSTATE	12/14/10		13	1-2	.500	0-0	.000	2-4	.500	1	0	1	1.2	1	0	3	0	0	4	3.3
vs #1 Connecticut	12/19/10		19	0-3	.000	0-0	.000	2-3	.667	0	3	3	1.4	2	1	0	1	1	2	3.1
DUQUESNE	12/28/10	*	8	0-1	.000	0-0	.000	1-2	.500	1	0	1	1.4	1	0	2	0	2	1	2.9
at Michigan	12/30/10		16	1-1	1.000	0-0	.000	0-0	.000	0	3	3	1.6	2	1	1	1	2	2	2.8
BETHUNE COOKMAN	1/2/11		11	1-4	.250	0-0	.000	0-0	.000	0	3	3	1.7	4	1	1	0	2	2	2.7
INDIANA	1/5/11		15	4-5	.800	0-0	.000	2-5	.400	0	1	1	1.6	1	1	0	0	1	10	3.4
at #21 Iowa	1/8/11		17	2-5	.400	0-0	.000	0-0	.000	1	1	2	1.7	2	0	0	1	0	4	3.4
at Northwestern	1/13/11		10	2-3	.667	0-0	.000	0-0	.000	1	1	2	1.7	2	2	0	0	1	4	3.5
#9 MICHIGAN STATE	1/16/11		12	3-6	.500	0-0	.000	1-4	.250	0	1	1	1.6	2	1	1	0	0	7	3.7
at Illinois	1/20/11		8	0-2	.000	0-0	.000	0-0	.000	0	1	1	1.6	2	2	0	0	0	0	3.5
#18 IOWA	1/24/11		8	0-1	.000	0-0	.000	0-0	.000	1	2	3	1.7	2	1	1	0	0	0	3.3
MICHIGAN	1/27/11		8	0-4	.000	0-1	.000	0-0	.000	1	2	3	1.8	2	1	0	0	0	0	3.1
at Penn State	1/30/11		9	0-2	.000	0-0	.000	0-0	.000	0	0	0	1.7	1	0	0	0	0	0	2.9
NORTHWESTERN	2/6/11		6	1-2	.500	0-0	.000	0-0	.000	0	0	0	1.6	0	0	0	0	0	2	2.8
PURDUE	2/10/11		13	1-2	.500	0-0	.000	0-0	.000	2	1	3	1.7	0	2	0	0	0	2	2.8
at Minnesota	2/13/11		14	1-3	.333	0-0	.000	0-0	.000	1	0	1	1.6	2	2	1	0	0	2	2.8
#23 PENN STATE	2/17/11		10	3-4	.750	1-2	.500	0-0	.000	0	0	0	1.5	1	1	2	0	1	7	3.0
at Purdue	2/20/11		6	0-2	.000	0-0	.000	0-0	.000	0	0	0	1.5	2	0	1	0	0	0	2.8
at #10 Michigan State	2/24/11		16	0-2	.000	0-0	.000	0-0	.000	0	2	2	1.5	2	0	0	0	1	0	2.7
WISCONSIN	2/27/11		12	1-3	.333	0-0	.000	0-0	.000	0	2	2	1.5	2	0	1	1	0	2	2.7
vs Iowa	3/4/11		9	2-3	.667	0-0	.000	0-0	.000	2	1	3	1.6	1	0	1	0	1	4	2.7
vs Michgan State	3/5/11		20	1-1	1.000	0-0	.000	0-0	.000	3	2	5	1.7	2	4	1	0	0	2	2.7
vs Penn State	3/6/11		10	1-1	1.000	0-0	.000	0-0	.000	1	0	1	1.7	1	2	2	0	0	2	2.7
vs UCF	3/19/11		11	1-2	.500	0-0	.000	0-0	.000	1	0	1	1.7	1	1	1	1	1	2	2.7
vs Georgia Tech	3/21/11		6	0-1	.000	0-0	.000	0-0	.000	0	1	1	1.6	1	0	1	0	1	0	2.6
vs Tennessee	3/26/11		7	1-2	.500	0-1	.000	0-0	.000	0	0	0	1.6	2	0	0	0	0	2	2.5
Totals		1	347	35-81	.432	1-4	.250	8-19	.421	18	31	49	1.6	45	28	29	6	17	79	2.5

2009-10 GAME-BY-GAME

Opponent	Date	gs	min	fg-fga	pct	3fg-fga	pct	ft-fa	pct	off	def	tot	avg	pf	a	t/o	blk	stl	pts	avg
EASTERN ILLINOIS	11/13/09		13	2-5	.400	1-2	.500	0-0	.000	0	1	1	1.0	1	1	2	0	1	5	5.0
BOWLING GREEN	11/15/09		10	3-5	.600	0-0	.000	0-2	.000	1	0	1	1.0	2	0	1	0	1	6	5.5
UAB	11/17/09		17	2-3	.667	0-0	.000	2-2	1.000	0	1	1	1.0	2	2	3	1	1	6	5.7
WVU	11/19/09		5	1-1	1.000	0-0	.000	0-0	.000	0	0	0	0.8	0	0	0	0	0	2	4.8
OKLAHOMA STATE	11/22/09		5	0-1	.000	0-0	.000	2-2	1.000	2	0	2	1.0	2	1	0	0	0	2	4.2
UNC GREENSBORO	11/25/09		14	1-5	.200	0-0	.000	2-2	1.000	0	0	0	0.8	1	0	1	1	4	4	4.2
IUPUI	11/28/09		14	3-4	.750	0-0	.000	0-1	.000	1	1	2	1.0	0	2	1	0	1	6	4.4
#15 CALIFORNIA	11/29/09		7	2-2	1.000	0-0	.000	0-0	.000	0	0	0	0.9	2	0	0	0	0	4	4.4
WISCONSIN	12/06/09		4	0-0	.000	0-0	.000	0-0	.000	0	0	0	0.8	0	0	0	0	0	0	3.9
at Northwestern	12/31/09		7	2-3	.667	0-0	.000	0-0	.000	1	0	1	0.8	0	0	0	1	1	4	3.9
at #19 Michigan State	01/09/10		3	0-0	.000	0-0	.000	0-0	.000	0	0	0	0.7	0	0	0	0	0	0	3.5
ILLINOIS	01/14/10		3	0-2	.000	0-0	.000	0-0	.000	0	0	0	0.7	0	0	1	0	0	0	3.3
INDIANA	01/17/10		6	1-1	1.000	0-0	.000	2-2	1.000	1	0	1	0.7	0	0	1	0	0	4	3.3
at Michigan	01/21/10		6	0-2	.000	0-0	.000	0-0	.000	1	0	1	0.7	0	0	0	0	0	0	3.1
MINNESOTA	01/28/10		7	0-3	.000	0-0	.000	0-0	.000	0	1	1	0.7	3	0	0	0	0	0	2.9
IOWA	02/04/10		3	0-0	.000	0-0	.000	0-0	.000	0	1	1	0.8	0	0	0	0	1	0	2.7
at Penn State	02/07/10		1	0-0	.000	0-0	.000	0-0	.000	0	0	0	0.7	0	0	0	0	0	0	2.5
PURDUE	02/11/10		13	4-6	.667	0-0	.000	0-0	.000	2	0	2	0.8	1	0	1	0	1	8	2.8
at Minnesota	02/14/10		4	0-0	.000	0-0	.000	2-2	1.000	1	1	2	0.8	1	0	1	0	0	2	2.8
at Wisconsin	02/18/10		7	1-1	1.000	0-0	.000	1-2	.500	0	0	0	0.8	0	1	0	0	1	3	2.8
MICHIGAN STATE	02/21/10		16	2-3	.667	1-2	.500	2-2	1.000	0	3	3	0.9	0	0	2	0	0	7	3.0
NORTHWESTERN	02/25/10		8	1-2	.500	0-0	.000	0-0	.000	0	0	0	0.9	0	0	0	0	1	2	3.0
vs WISCONSIN	03/06/10		4	1-1	1.000	0-0	.000	0-0	.000	0	0	0	0.8	1	0	0	0	0	2	2.9
vs IOWA	03/07/10		4	0-0	.000	0-0	.000	0-1	.000	0	0	0	0.8	0	1	0	0	0	0	2.8
vs St. Francis (PA)	03/21/10		11	2-3	.667	0-0	.000	0-0	.000	2	2	4	0.9	3	1	1	0	0	4	2.8
vs Mississippi State	03/23/10		8	0-0	.000	0-0	.000	0-0	.000	0	0	0	0.9	1	0	0	0	1	0	2.7
Totals		0	200	28-53	.528	2-4	.500	13-18	.722	12	11	23	0.9	20	9	15	3	14	71	2.7



TAYLER HILL

SENIOR • GUARD • 5-10

Minneapolis, Minn. • South

4

2011-12 - JUNIOR

2012 First Team All-Big Ten selection and All-Defensive Team performer ... WBCA All-America Honorable Mention ... led the Big Ten in scoring in all games with 20.4 ppg and was 13th nationally ... Wade finalist ... Big Ten player of the week Dec. 4, the first of her career, and again Dec. 26 ... led the Big Ten with 2.5 3FGs in Big Ten games ... ranked 12th nationally with a 41.3 percent clip from beyond the arc (82-of-196) ... ranked third in the Big Ten in steals (2.5) and led the team with 81 overall ... scored in double-figures in all 32 games ... had 19 20-point games, including one 30-point effort ... scored a team-high 23 in the NCAA tournament loss to Florida to go along with four assists and four steals ... 27 points and hit 7 of 8 from 3-point range in the win over Indiana Feb. 16 ... scored 28 points, including 5 3FGs in the win over Iowa Jan. 2 ... career-highs of 31 points, 11 FGs, six steals with four 3FGs in the overtime win over Florida State ... 26 points and 3 steals in the win over Illinois Jan. 22 and again at Minnesota Jan. 29 ... scored 23 points - 19 in the second half - in the win over No. 20 LSU Nov. 27 ... was 12 of 12 from the FT line in that game, tied for the fourth-best on Ohio State's all-time list ... scored 21 points on 8 of 12 shooting with four 3FGs in the win at Michigan State Jan. 15 ... tallied 24 points, including 9-of-10 from the free-throw line vs. Temple Nov. 18 ... 21 points, hitting four 3FGs in the win at Wisconsin ... scored her 1,000th career point in the win over Washington State Dec. 22.

2010-11 - SOPHOMORE

Enjoyed a breakout season on both ends of the floor ... Big Ten all-defensive team and honorable mention all-Big Ten ... Big Ten all-tournament team ... averaged 12.4 points, 4.3 rebounds, 3.6 assists and 1.6 steals on the season ... 27 double-figure scoring games ... attempted a team-high 201 free throws, shooting 77.6 percent from the stripe overall ... started 33 of 34 games at the two-guard ... back-up point guard ... had 12 points, 4 assists and 2 steals in the Dayton Regional loss to No. 1 seed Tennessee ... 11 points and 5 assists in the NCAA second round win over Georgia Tech ... tied a career high with 19 points and 7 assists in road win at Minnesota and again at home vs. No. 23 Penn State ... 17 points and five rebounds in the Big Ten tournament championship game vs. Penn State ... 17 points and five steals in the win vs. Purdue ... recorded her first career double-double with 10 points and 10 rebounds at Illinois Jan. 20 ... started the first three games of the season at point guard, playing all 120 minutes ... scored 18 points and had four assists at Penn State ... scored 17 points in the win over No. 9 Michigan State ... converted the go-ahead basket with under a minute to play

in the road win at LSU ... scored 16 points in the win at Temple to go along with six boards, four assists and four steals ... scored 16 again in the win over ETSU and a third time in the win over No. 11 Oklahoma ... 15 points, six boards, six assists and three steals at Michigan Dec. 30 ... 14 points in the loss to No. 1 UConn ... 13 points and three steals vs. EMU and 13 vs. USCU ... 13 points, 6 boards and 5 assists at No. 21 Iowa.

2009-10 - FRESHMAN

Started all 36 games in her freshman season ... averaged 8.5 points, 2.8 rebounds, 1.7 assists and 1.0 steals ... shot .423 percent from the field and .708 from the FT line ... ranked third on the team with 92 made free throws ... scored in double-figures in 15 games and had six games with nine points ... scored a season-high 19 points to go along with six boards and six assists vs. Bowling Green ... scored 14 points in each of the two wins over Wisconsin and Iowa in the Big Ten tournament, also had six rebounds in each of those games ... scored 14 points in the win over Purdue, her highest scoring game in conference play ... had nine points on three 3-pointers in the win at Penn State ... had 13 points in the win at Minnesota ... named the first-ever Big Ten freshman of the week, averaging 14.0 points, 7.5 rebounds and 3.5 assists without a turnover, connecting on 57.9 percent of her shots from the field in her first two collegiate games ... nine points and nine boards in her collegiate debut against Eastern Illinois ... 14 points and three steals vs. WVU ... 13 points and hit 3 3FG's at Duke ... 11 points and five assists in the NCAA tournament loss to Mississippi State.

HIGH SCHOOL

One of the most heralded female athletes in Minnesota high school history ... ended her career as Minnesota's all-time leading scorer (boy or girl) with 3,888 points ... ranked as the No. 12 prospect on ESPN/Hoopgurlz Top 100 recruits for 2009 and the top player in the state ... 2009 McDonald's All-American ... averaged 31.4 points (1,006 points), 7.6 rebounds, 5.7 steals and 2.3 assists her senior year for Minneapolis South in leading the Tigers to a 31-2 record and a Class 5A state title ... scored a tournament record-tying 47 points in the 68-61 victory over Centennial ... also set a tournament record by making 20 of 23 free throws ... 2008 and 2009 Gatorade and Associated Press Minnesota Player of the Year ... started for the varsity as an eighth-grader ... only player to be a five-time Star Tribune All-Metro first team selection ... 2008 USA Basketball U18 Trials ... first eighth grader to ever lead state in scoring (22.5 ppg) ... first eighth grader in state history to be named first-team all-state, all-metro first team ... brother, P.J., was a guard on the Ohio State men's basketball team from 2008-10 ... also played soccer.

CAREER HIGHS

Points: 31 vs. FSU (11/30/11)
FG: 11 vs. FSU (11/30/11)
FGA: 24 vs. FSU (11/30/11)
3PT: 7 vs. Indiana (2/16/12)
3PTA: 11 at Minnesota (1/29/12)
FT: 12 vs. LSU (11/27/11)
FTA: 12 (2x) last vs. LSU (11/27/11)
Rebounds: 10 (2x) last vs. Neb. (1/19/12)
Assists: 7 (2x) last at Purdue (2/20/11)
Steals: 6 (2x) last vs. Neb. (1/19/12)
Blocks: 2 (several times)
Minutes: 42 vs. FSU (11/30/11)



CAREER TOTALS • BIG TEN GAMES

Season	gp-gs	min/avg	Total		3-Point		F-Throws		Rebounds				Scoring					
			fg-fga	pct	fg-fga	pct	ft-fa	pct	off	def	tot	avg	pts	avg	pts	avg	pts	avg
2009-10	18-18	455/25.3	38-101	.376	12-38	.316	43-64	.672	14	25	39	2.2	17	1	23	27	2	18
2010-11	16-16	545/34.1	52-141	.369	13-39	.333	88-111	.793	27	39	66	4.1	27	0	56	31	4	25
2011-12	16-16	617/38.6	105-233	.451	43-99	.434	72-100	.720	25	53	78	4.9	26	0	42	39	12	42
TOTAL	50-50	1617/32.3	195-475	.411	68-176	.386	203-275	.738	66	117	183	3.7	70	1	121	97	18	85

CAREER TOTALS • ALL GAMES

Season	gp-gs	min/avg	Total		3-Point		F-Throws		Rebounds				Scoring					
			fg-fga	pct	fg-fga	pct	ft-fa	pct	off	def	tot	avg	pts	avg	pts	avg	pts	avg
2009-10	36-36	910/25.3	96-227	.423	23-80	.288	92-130	.708	34	67	101	2.8	39	1	62	50	10	37
2010-11	34-33	1140/33.5	120-299	.401	25-87	.287	156-201	.776	50	96	146	4.3	53	0	121	79	14	56
2011-12	32-32	1175/36.7	215-453	.475	82-196	.418	141-183	.770	34	99	133	4.2	47	0	75	74	16	81
TOTAL	102-101	3225/31.6	431-979	.440	130-363	.358	389-514	.757	118	262	380	3.7	139	1	258	203	40	174

2011-12 GAME-BY-GAME

Opponent	Date	gs	min	fg-fga	pct	3fg-fga	pct	ft-fga	pct	off	def	tot	avg	pf	a	t/o	blk	stl	pts	avg	
TENNESSEE STATE	11/13/11	*	36	6-14	.429	2-5	.400	3-4	.750	0	2	2	2.0	2	0	1	0	4	17	17.0	
TEMPLE	11/18/11	*	35	6-10	.600	3-6	.500	9-10	.900	0	3	3	2.5	0	0	4	0	2	24	20.5	
HOWARD	11/22/11	*	34	6-14	.429	3-8	.375	3-5	.600	0	2	2	2.3	1	1	5	1	0	18	19.7	
STONY BROOK	11/25/11	*	23	5-11	.455	2-5	.400	4-4	1.000	1	4	5	3.0	0	0	1	0	2	16	18.8	
LSU	11/27/11	*	39	5-10	.500	1-5	.200	12-12	1.000	0	2	2	2.8	3	3	4	0	0	23	19.6	
FLORIDA STATE	11/30/11	*	42	11-24	.458	4-9	.444	5-8	.625	2	5	7	3.5	2	1	2	0	6	31	21.5	
at Oklahoma	12/04/11	*	40	5-12	.417	2-4	.500	8-9	.889	0	2	2	3.3	0	5	1	0	2	20	21.3	
CANISIUS	12/10/11	*	29	6-10	.600	2-5	.400	7-8	.875	0	4	4	3.4	1	2	0	0	4	21	21.3	
SOUTHERN	12/13/11	*	29	9-14	.643	2-6	.333	1-2	.500	0	1	1	3.1	0	4	1	0	5	21	21.2	
at California	12/17/11	*	40	5-16	.313	1-6	.167	4-6	.667	1	3	4	3.2	1	5	2	0	1	15	20.6	
CHARLOTTE	12/19/11	*	30	10-13	.769	4-5	.800	1-1	1.000	1	3	4	3.3	0	3	2	0	3	25	21.0	
SOUTHERN UTAH	12/20/11	*	31	8-14	.571	4-8	.500	4-4	1.000	0	2	2	3.2	1	2	3	1	2	24	21.3	
WASHINGTON STATE	12/22/11	*	36	8-15	.533	3-8	.375	2-2	1.000	0	4	4	3.2	2	2	1	0	0	21	21.2	
at Wisconsin	12/30/11	*	38	8-18	.444	4-9	.444	1-2	.500	4	3	7	3.5	0	2	0	0	3	21	21.2	
IOWA	01/02/12	*	40	9-16	.563	5-7	.714	5-6	.833	0	4	4	3.5	1	1	1	2	1	28	21.7	
at Michigan	01/07/12	*	40	5-15	.333	1-5	.200	4-11	.364	3	1	4	3.6	4	6	3	1	4	15	21.3	
NORTHWESTERN	01/12/12	*	38	8-18	.444	3-8	.375	5-6	.833	1	6	7	3.8	3	1	2	1	1	24	21.4	
at Michigan State	01/15/12	*	39	8-12	.667	4-6	.667	1-1	1.000	3	4	7	3.9	0	0	6	0	1	21	21.4	
NEBRASKA	01/19/12	*	40	7-11	.636	2-2	1.000	5-9	.556	1	9	10	4.3	2	3	0	2	6	21	21.4	
ILLINOIS	01/22/12	*	40	8-14	.571	3-5	.600	7-8	.875	0	2	2	4.2	2	2	2	0	3	26	21.6	
at Indiana	01/26/12	*	35	7-15	.467	1-4	.250	3-4	.750	2	1	3	4.1	2	2	2	0	4	18	21.4	
at Minnesota	01/29/12	*	40	8-23	.348	3-11	.273	7-9	.778	2	1	3	4.0	1	5	2	0	3	26	21.6	
WISCONSIN	02/06/12	*	40	6-15	.400	2-5	.400	4-7	.571	2	2	4	4.0	1	1	1	2	1	18	21.5	
at Illinois	02/09/12	*	37	8-15	.533	4-8	.500	0-0	.000	0	2	2	4.0	1	5	7	0	1	20	21.4	
PURDUE	02/12/12	*	40	3-10	.300	0-4	.000	6-7	.857	0	3	3	3.9	1	3	2	1	2	12	21.0	
INDIANA	02/16/12	*	37	9-11	.818	7-8	.875	2-2	1.000	1	6	7	4.0	3	4	2	2	4	27	21.3	
at Penn State	02/20/12	*	40	5-12	.417	2-6	.333	4-7	.571	0	3	3	4.0	1	2	1	0	2	16	21.1	
MINNESOTA	02/23/12	*	34	3-13	.231	1-6	.167	9-11	.818	1	4	5	4.0	1	3	2	0	2	16	20.9	
at Nebraska	02/26/12	*	39	3-15	.200	1-5	.200	9-10	.900	5	2	7	4.1	3	2	6	1	4	16	20.7	
vs MICHIGAN	3/2/12	*	35	7-12	.583	3-5	.600	2-2	1.000	1	3	4	4.1	3	0	3	0	4	19	20.7	
vs NEBRASKA	3/3/12	*	39	4-16	.250	0-6	.000	2-4	.500	2	4	6	4.2	2	1	3	0	0	10	20.3	
vs Florida	03/18/12	*	40	9-15	.600	3-6	.500	2-2	1.000	1	2	3	4.2	3	4	2	2	4	23	20.4	
Totals			32	1175	215-453	.475	82-196	.418	141-183	.770	34	99	133	4.2	47	75	74	16	81	653	20.4

2010-11 GAME-BY-GAME

Opponent	Date	gs	min	fg-fga	pct	3fg-fga	pct	ft-fga	pct	off	def	tot	avg	pf	a	t/o	blk	stl	pts	avg
at Temple	11/12/10	*	40	3-11	.273	0-2	.000	10-11	.909	2	4	6	6.0	1	4	7	0	4	16	16.0
EASTERN MICHIGAN	11/14/10	*	40	5-9	.556	1-3	.333	2-2	1.000	1	2	3	4.5	3	3	6	1	3	13	14.5
at LSU	11/17/10	*	40	3-8	.375	2-5	.400	7-8	.875	0	7	7	5.3	1	3	1	1	0	15	14.7
EAST TENNESSEE STAT	11/22/10	*	27	5-9	.556	0-2	.000	6-8	.750	2	5	7	5.8	1	5	1	0	3	16	15.0
UNC WILMINGTON	11/28/10	*	27	1-6	.167	0-3	.000	5-8	.625	3	1	4	5.4	2	5	1	1	2	7	13.4
VIRGINIA	12/02/10	*	33	4-8	.500	0-2	.000	4-5	.800	1	8	9	6.0	1	2	4	1	1	12	13.2
#11 OKLAHOMA	12/05/10	*	27	6-13	.462	0-1	.000	4-6	.667	3	2	5	5.9	3	3	2	0	2	16	13.6
at Syracuse	12/11/10	*	33	3-9	.333	2-5	.400	0-0	.000	3	1	4	5.6	3	3	1	1	1	8	12.9
USC-UPSTATE	12/14/10	*	26	5-9	.556	1-4	.250	2-2	1.000	2	2	4	5.4	0	1	2	1	2	13	12.9
vs #1 Connecticut	12/19/10	*	30	5-9	.556	1-2	.500	3-5	.600	0	5	6	5.5	2	2	3	0	0	14	13.0
DUQUESNE	12/28/10	*	32	4-6	.667	0-1	.000	1-2	.500	0	3	3	5.3	2	5	3	0	1	9	12.6
at Michigan	12/30/10	*	32	3-11	.273	0-1	.000	9-14	.643	4	2	6	5.3	4	6	1	0	3	15	12.8
BETHUNE COOKMAN	1/2/11	*	27	4-8	.500	0-0	.000	3-4	.750	2	3	5	5.3	0	3	3	2	2	11	12.7
INDIANA	1/5/11	*	30	3-6	.500	0-2	.000	6-7	.857	4	1	5	5.3	3	4	1	0	3	12	12.6
at #21 Iowa	1/8/11	*	36	3-10	.300	0-2	.000	7-8	.875	3	3	6	5.3	3	5	1	0	0	13	12.7
at Northwestern	1/13/11	*	29	0-5	.000	0-3	.000	1-6	.167	1	1	2	5.1	0	1	2	0	1	1	11.9
#9 MICHIGAN STATE	1/16/11	*	36	4-9	.444	2-3	.667	7-7	1.000	0	4	4	5.1	2	2	5	0	2	17	12.2
at Illinois	1/20/11	*	34	0-10	.000	0-2	.000	10-12	.833	4	6	10	5.3	0	0	1	0	0	10	12.1
#18 IOWA	1/24/11	*	36	4-6	.667	1-2	.500	4-4	1.000	0	0	0	5.1	3	6	0	1	1	13	12.2
MICHIGAN	1/27/11	*	34	3-8	.375	1-3	.333	5-8	.625	2	1	3	5.0	0	1	4	0	0	12	12.2
at Penn State	1/30/11	*	35	4-5	.800	1-1	1.000	9-10	.900	1	1	2	4.8	4	4	2	0	0	18	12.4
NORTHWESTERN	2/6/11	*	37	4-7	.571	3-4	.750	0-0	.000	1	2	3	4.7	1	4	4	1	4	11	12.4
PURDUE	2/10/11	*	32	4-10	.400	1-2	.500	8-8	1.000	3	2	5	4.7	0	2	1	1	5	17	12.6
at Minnesota	2/13/11	*	40	5-15	.333	0-3	.000	9-10	.900	0	2	2	4.6	2	7	1	0	3	19	12.8
#23 PENN STATE	2/17/11	*	35	6-9	.667	1-1	1.000	6-6	1.000	2	3	5	4.6	3	3	3	0	2	19	13.1
at Purdue	2/20/11	*	36	3-10	.300	2-5	.400	4-8	.500	0	2	2	4.5	0	7	2	1	1	12	13.0
at #10 Michigan State	2/24/11	*	37	2-13	.154	0-3	.000	0-0	.000	1	5	6	4.6	1	1	3	0	0	4	12.7
WISCONSIN	2/27/11	*	26	4-7	.571	1-2	.500	3-3	1.000	1	4	5	4.6	1	3	0	0	0	12	12.7
vs Iowa	3/4/11	*	40	4-8	.500	1-3	.333	3-4	.750	0	1	1	4.5	2	5	2	0	2	12	12.7
vs Michigan State	3/5/11	*	32	2-7	.286	0-2	.000	5-7	.714	0	3	3	4.4	1	5	5	0	1	9	12.5
vs Penn State	3/6/11	*	37	6-12	.500	3-5	.600	2-3	.667	0	5	5	4.5	2	2	0	1	1	17	12.7
vs UCF	3/19/11	*	30	1-9	.111	0-3	.000	3-4	.750	1	3	4	4.4	0	5	0	0	4	5	12.4
vs Georgia Tech	3/21/11	*	38	3-6	.500	0-2	.000	5-7	.714	1	0	1	4.3	0	5	5	0	0	11	12.4
vs Tennessee	3/26/11	*	36	4-11	.364	1-3	.333	3-4	.750	1	2	3	4.3	2	4	2	1	2	12	12.4
Totals		33	1140	120-299	.401	25-87	.287	156-201	.776	50	96	146	4.3	53	121	79	14	56	421	12.4

2009-10 GAME-BY-GAME

Opponent	Date	gs	min	fg-fga	pct	3fg-fga	pct	ft-fga	pct	off	def	tot	avg	pf	a	t/o	blk	stl	pts	avg
EASTERN ILLINOIS	11/13/09	*	25	4-6	.667	1-2	.500	0-0	.000	1	8	9	9.0	3	1	0	0	0	9	9.0
BOWLING GREEN	11/15/09	*	32	7-13	.538	2-3	.667	3-5	.600	3	3	6	7.5	2	6	0	0	0	19	14.0
UAB	11/17/09	*	21	1-3	.333	1-1	1.000	1-1	1.000	2	1	3	6.0	1	1	3	0	1	4	10.7
WVU	11/19/09	*	20	4-8	.500	0-2	.000	6-7	.857	0	1	1	4.8	2	1	1	0	3	14	11.5
OKLAHOMA STATE	11/22/09	*	28	5-7	.714	1-3	.333	0-3	.000	2	1	3	4.4	1	3	0	0	1	11	11.4
UNC GREENSBORO	11/25/09	*	20	2-5	.400	0-3	.000	2-3	.667	2	0	2	4.0	0	2	0	0	0	6	10.0
IPUI	11/28/09	*	20	2-4	.500	0-1	.000	5-8	.625	1	2	3	3.9	2	3	1	0	2	9	10.3
#15 CALIFORNIA	11/29/09	*	23	1-5	.200	0-2	.000	0-0	.000	1	1	2	3.6	1	1	2	1	1	2	9.3
at #11 Duke	12/03/09	*	35	3-8	.375	3-7	.429	4-4	1.000	0	2	2	3.4	0	2	4	1	1	13	9.7
WISCONSIN	12/06/09	*	29	3-6	.500	3-4	.750	2-2	1.000	0	1	1	3.2	1	0	1	0	0	11	9.8
at Ole Miss	12/13/09	*	21	1-6	.167	0-3	.000	1-2	.500	2	1	3	3.2	4	0	0	0	2	3	9.2
WRIGHT STATE	12/15/09	*	21	5-7	.714	0-0	.000	2-3	.667	0	1	1	3.0	1	2	0	0	1	12	9.4
ALABAMA A&M	12/19/09	*	24	4-7	.571	0-2	.000	3-4	.750	0	2	2	2.9	2	0	0	0	2	11	9.5
WESTERN ILLINOIS	12/22/09	*	19	3-4	.750	1-2	.500	3-4	.750	0	3	3	2.9	0	3	0	0	0	10	9.6
at Illinois	12/28/09	*	21	3-5	.600	1-1	1.000	3-7	.429	0	2	2	2.9	0	0	2	0	2	10	9.6
at Northwestern	12/31/09	*	22	5-8	.625	0-1	.000	2-4	.500	1	1	2	2.8	0	1	1	1	5	12	9.8
MICHIGAN	01/03/10	*	30	2-7	.286	0-3	.000	5-9	.556	2	2	4	2.9	1	0	1	0	2	9	9.7
at #19 Michigan State	01/09/10	*	22	0-3	.000	0-2	.000	4-4	1.000	3	1	4	2.9	5	0	2	0	0	4	9.4
ILLINOIS	01/14/10	*	27	3-7	.429	2-4	.500	0-0	.000	0	0	0	2.8	2	2	4	0	1	8	9.3
INDIANA	01/17/10	*	16	0-7	.000	0-3	.000	1-2	.500	1	2	3	2.8	0	1	0	0	0	1	8.9
at Michigan	01/21/10	*	21	0-5	.000	0-1	.000	2-2	1.000	1	4	5	2.9	1	3	2	0	0	2	8.6
at Purdue	01/25/10	*	31	1-4	.250	0-0	.000	2-2	1.000	1	1	2	2.9	0	2	1	0	0	4	8.4
MINNESOTA	01/28/10	*	19	3-6	.500	0-2	.000	3-4	.750	0	0	0	2.7	0	2	0	0	2	9	8.4
at Indiana	01/31/10	*	23	0-4	.000	0-2	.000	0-0	.000	1	1	2	2.7	1	2	1	0	0	0	8.0
IOWA	02/04/10	*	23	0-2	.000	0-1	.000	1-2	.500	0	0	0	2.6	2	1	0	0	0	1	7.8
at Penn State	02/07/10	*	23	3-5	.600	3-4	.750	0-0	.000	0	0	0	2.5	1	1	2	0	1	9	7.8
PURDUE	02/11/10	*	24	5-6	.833	1-2	.500	3-4	.750	1	3	4	2.6	0	1	2	0	1	14	8.0
at Minnesota	02/14/10	*	36	3-7	.429	0-2	.000	7-10	.700	1	2	3	2.6	1	1	2	1	1	13	8.2
at Wisconsin	02/18/10	*	31	2-5	.400	0-0	.000	5-8	.625	1	0	1	2.5	2	2	1	0	2	9	8.2
MICHIGAN STATE	02/21/10	*	38	2-9	.222	0-2	.000	3-4	.750	1	4	5	2.6	0	4	4	0	0	7	8.2
NORTHWESTERN	02/25/10	*	19	3-5	.600	2-4	.500	0-0	.000	0	1	1	2.5	0	0	1	0	1	8	8.2
vs ILLINOIS	03/05/10	*	27	2-7	.286	0-2	.000	2-2	1.000	1	2	3	2.6	0	2	1	1	1	6	8.1
vs WISCONSIN	03/06/10	*	31	3-9	.333	0-0	.000	8-9	.889	1	5	6	2.7	1	3	1	1	2	14	8.3
vs IOWA	03/07/10	*	26	5-11	.455	2-5	.400	2-2	1.000	0	6	6	2.8	1	1	4	2	1	14	8.5
vs St. Francis (PA)	03/21/10	*	26	3-8	.375	0-3	.000	2-3	.667	3	1	4	2.8	0	3	1	1	1	8	8.5
vs Mississippi State	03/23/10	*	36	3-8	.375	0-1	.000	5-6	.833	1	2	3	2.8	1	5	5	1	0	11	8.5
Totals		36	910	96-227	.423	23-80	.288	92-130	.708	34	67	101	2.8	39	62	50	10	37	307	8.8



EMILEE HARMON

50

SENIOR • FORWARD • 6-2

Pickerington, Ohio • Central

2011-12 - JUNIOR

Played in 20 games off the bench ... averaged 2.4 points and 1.8 rebounds ... tied a career-high with six points in the win over No. 20 Nebraska ... career-high six rebounds and five points off the bench at Penn State ... scored four points off the bench in the win at Oklahoma and against Stony Brook ... three points and grabbed three rebounds vs. Tennessee State Nov. 13.

2010-11 - SOPHOMORE

Season-high four points in the win over Bethune-Cookman ... grabbed two rebounds off the bench in the win over EMU ... two points in the win over ETSU and two vs. USCU.

2009-10 - FRESHMAN

Played in 16 games off the bench in her first season ... season-high six points in win over Wright State ... had two points and two rebounds in the win over Bowling Green ... scored four points and grabbed four rebounds in 10 minutes in the win over UAB.

HIGH SCHOOL

An ESPN Hoopgurlz Top 100 prospect and ranked as the fourth-best prospect in Ohio ... ranked 23rd overall in the *ESPN Hoopgurlz* Super Sixty of 2009 ... as a senior she averaged 19.7 points and 11.3 rebounds while shooting 57 percent from the field, winning *Associated Press* Ohio Co-Player of the Year honors in the process ... scored 1,746 career points and shot 58.4 percent from the field ... a three-time first-team all-state honoree ... three-time Ohio Capital Conference Player of the Year ... a four-time All-OCC honoree and a three-time District 11 Player of the Year ... Central finished No. 12 in the state *Associated Press* poll her senior year and No. 5 her sophomore year ... invited to USA Basketball's U18 Team Olympic Training Camp ... invited to the Nike Skills Academy the last two years ... 2009 Ohio-Kentucky All-Star game.



CAREER HIGHS

Points:..... 6 (2x) last vs. Nebraska (1/19/12)
 FG: 3 vs. Wright State (12/16/09)
 FGA:..... 6 (2x) last at Penn State (2/20/12)
 3PT: 0
 3PTA: 0
 FT: 4 vs. Charlotte (12/19/11)
 FTA:..... 4 (2x) last vs. Charlotte (12/19/11)
 Rebounds:..... 6 at Penn State (2/20/12)
 Assists:..... 2 vs. IUPUI (11/28/09)
 Blocks: 1 (several times)
 Steals 1 (several times)
 Minutes: 12 (2x) last vs. Minnesota (2/23/12)

CAREER TOTALS • BIG TEN GAMES

Season	gp-gs	min/avg	Total		3-Point		F-Throws		Rebounds				Scoring					
			fg-fga	pct	fg-fga	pct	ft-fla	pct	off	def	tot	avg	pf	fo	ast	to	blk	stl
2009-10	5-0	23/4.6	0-3	.000	0-0	.000	0-5	.000	1	4	5	1.0	2	0	1	1	0	0
2010-11	5-0	11/2.2	0-2	.000	0-0	.000	1-2	.500	0	0	0	0.0	1	0	0	2	0	1
2011-12	10-0	73/7.3	11-22	.500	0-0	.000	4-8	.500	11	7	18	1.8	8	0	2	5	1	0
TOTAL	20-0	107/5.4	11-27	.407	0-0	.000	5-15	.333	12	11	23	1.2	11	0	3	8	1	1

CAREER TOTALS • ALL GAMES

Season	gp-gs	min/avg	Total		3-Point		F-Throws		Rebounds				Scoring					
			fg-fga	pct	fg-fga	pct	ft-fla	pct	off	def	tot	avg	pf	fo	ast	to	blk	stl
2009-10	16-0	95/5.9	10-30	.333	0-0	.000	3-12	.250	11	12	23	1.4	7	0	5	6	3	2
2010-11	10-0	35/3.5	3-6	.500	0-0	.000	3-7	.429	1	5	6	0.6	3	0	1	3	0	1
2011-12	20-0	134/6.7	17-38	.447	0-0	.000	13-22	.591	17	18	35	1.8	16	0	3	11	2	1
TOTAL	46-0	264/5.7	30-74	.405	0-0	.000	19-41	.463	29	35	64	1.4	26	0	9	20	5	4

2011-12 GAME-BY-GAME

Opponent	Date	gs	min	fg-fga	pct	3fg-fga	pct	ft-fa	pct	off	def	tot	avg	pf	a	t/o	blk	stl	pts	avg
TENNESSEE STATE	11/13/11		6	1-2	.500	0-0	.000	1-2	.500	1	2	3	3.0	1	0	1	0	0	3	3.0
TEMPLE	11/18/11		4	0-1	.000	0-0	.000	0-1	.000	0	0	0	1.5	0	0	0	0	1	0	1.5
HOWARD	11/22/11		2	0-0	.000	0-0	.000	0-0	.000	0	0	0	1.0	1	0	0	0	0	0	1.0
STONY BROOK	11/25/11		11	2-4	.500	0-0	.000	0-1	.000	0	5	5	2.0	0	0	3	1	0	4	1.8
at Oklahoma	12/04/11		7	1-4	.250	0-0	.000	2-2	1.000	1	0	1	1.8	2	0	0	0	0	4	2.2
CANISIUS	12/10/11		9	1-1	1.000	0-0	.000	0-0	.000	0	1	1	1.7	1	1	1	0	0	2	2.2
CHARLOTTE	12/19/11		6	0-1	.000	0-0	.000	4-4	1.000	1	2	3	1.9	2	0	0	0	0	4	2.4
SOUTHERN UTAH	12/20/11		5	1-2	.500	0-0	.000	2-2	1.000	1	1	2	1.9	1	0	0	0	0	4	2.6
WASHINGTON STATE	12/22/11		2	0-0	.000	0-0	.000	0-0	.000	0	0	0	1.7	0	0	1	0	0	0	2.3
NORTHWESTERN	01/12/12		7	2-2	1.000	0-0	.000	0-0	.000	1	0	1	1.6	1	0	1	1	0	4	2.5
NEBRASKA	01/19/12		11	2-4	.500	0-0	.000	2-2	1.000	0	2	2	1.6	0	1	0	0	0	6	2.8
ILLINOIS	01/22/12		1	0-0	.000	0-0	.000	0-0	.000	0	0	0	1.5	0	0	0	0	0	0	2.6
at Indiana	01/26/12		5	0-0	.000	0-0	.000	1-2	.500	0	0	0	1.4	1	0	1	0	0	1	2.5
at Minnesota	01/29/12		5	1-2	.500	0-0	.000	0-0	.000	1	0	1	1.4	1	0	0	0	0	2	2.4
PURDUE	02/12/12		5	1-2	.500	0-0	.000	0-0	.000	1	1	2	1.4	0	0	0	0	0	2	2.4
INDIANA	02/16/12		11	1-3	.333	0-0	.000	0-0	.000	1	1	2	1.4	1	0	0	0	0	2	2.4
at Penn State	02/20/12		11	2-6	.333	0-0	.000	1-2	.500	4	2	6	1.7	1	0	2	0	0	5	2.5
MINNESOTA	02/23/12		12	2-3	.667	0-0	.000	0-2	.000	3	1	4	1.8	2	1	1	0	0	4	2.6
at Nebraska	02/26/12		5	0-0	.000	0-0	.000	0-0	.000	0	0	0	1.7	1	0	0	0	0	0	2.5
vs Florida	03/18/12		9	0-1	.000	0-0	.000	0-2	.000	2	0	2	1.8	0	0	0	0	0	0	2.4
Totals		0	134	17-38	.447	0-0	.000	13-22	.591	17	18	35	1.8	16	3	11	2	1	47	2.4

2010-11 GAME-BY-GAME

Opponent	Date	gs	min	fg-fga	pct	3fg-fga	pct	ft-fa	pct	off	def	tot	avg	pf	a	t/o	blk	stl	pts	avg
EASTERN MICHIGAN	11/14/10		3	0-1	.000	0-0	.000	0-0	.000	0	2	2	2.0	0	1	0	0	0	0	0.0
EAST TENNESSEE STAT	11/22/10		4	1-1	1.000	0-0	.000	0-0	.000	0	1	1	1.5	0	0	0	0	0	2	1.0
VIRGINIA	12/02/10		3	0-0	.000	0-0	.000	0-0	.000	0	0	0	1.0	0	0	0	0	0	0	0.7
USC-UPSTATE	12/14/10		5	1-1	1.000	0-0	.000	0-1	.000	0	1	1	1.0	2	0	0	0	0	2	1.0
BETHUNE COOKMAN	1/2/11		9	1-1	1.000	0-0	.000	2-4	.500	1	1	2	1.2	0	0	1	0	0	4	1.6
at Northwestern	1/13/11		2	0-0	.000	0-0	.000	0-0	.000	0	0	0	1.0	0	0	0	0	0	0	1.3
MICHIGAN	1/27/11		0	0-0	.000	0-0	.000	0-0	.000	0	0	0	0.9	0	0	0	0	0	0	1.1
PURDUE	2/10/11		4	0-0	.000	0-0	.000	0-0	.000	0	0	0	0.8	0	0	1	0	0	0	1.0
#23 PENN STATE	2/17/11		2	0-1	.000	0-0	.000	1-2	.500	0	0	0	0.7	0	0	1	0	1	1	1.0
WISCONSIN	2/27/11		3	0-1	.000	0-0	.000	0-0	.000	0	0	0	0.6	1	0	0	0	0	0	0.9
Totals		0	35	3-6	.500	0-0	.000	3-7	.429	1	5	6	0.6	3	1	3	0	1	9	0.9

2009-10 GAME-BY-GAME

Opponent	Date	gs	min	fg-fga	pct	3fg-fga	pct	ft-fa	pct	off	def	tot	avg	pf	a	t/o	blk	stl	pts	avg
EASTERN ILLINOIS	11/13/09		8	1-3	.333	0-0	.000	0-0	.000	1	0	1	1.0	0	0	1	0	0	2	2.0
BOWLING GREEN	11/15/09		7	1-2	.500	0-0	.000	0-0	.000	2	0	2	1.5	0	1	0	0	0	2	2.0
UAB	11/17/09		10	1-3	.333	0-0	.000	2-2	1.000	0	4	4	2.3	1	0	2	0	0	4	2.7
WVU	11/19/09		5	0-0	.000	0-0	.000	1-2	.500	0	0	0	1.8	2	1	0	0	0	1	2.3
OKLAHOMA STATE	11/22/09		2	0-1	.000	0-0	.000	0-0	.000	0	0	0	1.4	0	0	0	0	0	0	1.8
UNC GREENSBORO	11/25/09		6	1-2	.500	0-0	.000	0-0	.000	0	0	0	1.2	0	0	1	0	0	2	1.8
IUPUI	11/28/09		8	1-6	.167	0-0	.000	0-1	.000	2	1	3	1.4	0	2	0	1	1	2	1.9
WRIGHT STATE	12/15/09		12	3-4	.750	0-0	.000	0-2	.000	2	1	3	1.6	1	0	0	1	1	6	2.4
ALABAMA A&M	12/19/09		3	0-0	.000	0-0	.000	0-0	.000	1	1	2	1.7	1	0	0	0	0	0	2.1
WESTERN ILLINOIS	12/22/09		9	2-5	.400	0-0	.000	0-0	.000	1	0	1	1.6	0	0	1	1	0	4	2.3
at Illinois	12/28/09		2	0-1	.000	0-0	.000	0-0	.000	0	1	1	1.5	0	1	0	0	0	0	2.1
at Northwestern	12/31/09		5	0-0	.000	0-0	.000	0-0	.000	0	0	0	1.4	0	0	0	0	0	0	1.9
INDIANA	01/17/10		3	0-1	.000	0-0	.000	0-0	.000	0	0	0	1.3	0	0	0	0	0	0	1.8
MINNESOTA	01/28/10		7	0-1	.000	0-0	.000	0-5	.000	1	1	2	1.4	1	0	0	0	0	0	1.6
PURDUE	02/11/10		6	0-0	.000	0-0	.000	0-0	.000	0	2	2	1.4	1	0	1	0	0	0	1.5
vs St. Francis (PA)	03/21/10		2	0-1	.000	0-0	.000	0-0	.000	1	1	2	1.4	0	0	0	0	0	0	1.4
Totals		0	95	10-30	.333	0-0	.000	3-12	.250	11	12	23	1.4	7	5	6	3	2	23	1.4



ASHLEY ADAMS

33

JUNIOR • CENTER • 6-4

Siloam Springs, Ark • Siloam Springs

2011-12 - SOPHOMORE

2012 Honorable Mention All-Big Ten ... started all 32 games ... averaged 7.1 points, 6.9 rebounds, 3.0 blocks and 2.2 assists from her center position ... ranked first in the Big Ten with 96 blocked shots and led the conference with 3.3 blocks per game in Big Ten play ... shot a Big Ten-best 56.8 percent from the field in conference games ... tied a career-high with 18 points on 9 of 10 shooting in the loss at Illinois to go with eight boards, five blocks, four assists and three steals ... solid all-around game with 13 points, five blocks, four assists and seven rebounds in the win over No. 16 Purdue ... tied a career-high with seven blocks at Minnesota ... double-double with 15 points and 12 boards in the win at Indiana ... 13 points and 14 rebounds vs. Florida State Nov. 30 and again with 13 and 11 in the win over Nebraska Jan. 19 ... 15 points in the road win at Cal ... 14 points on 7 of 9 shooting at Wisconsin ... 12 points and eight boards in win at Oklahoma ... 12 boards and seven blocks at Minnesota Jan. 29 ... 10 points, six blocks, five boards and three assists in the opener vs. Tennessee State ... scored 10 points with eight rebounds and a career-best five assists vs. Temple Nov. 18 ... career-high 6 assists vs. Howard Nov. 22.

... recorded three blocks and two rebounds in her first game against ETSU ... scored her first career points, five, in the win over Virginia ... eight points, five boards and two assists in the win over USCU ... three points, five rebounds in the win over Bethune-Cookman ... missed the first three games of the season with a knee injury.

HIGH SCHOOL

Top 100 prospect by All-Star Girls Report ... 2009 and 2010 Class 5A All-State honoree and a three-time all-conference selection ... team captain ... averaged 15.0 points, 11.0 rebounds, 4.0 assists, 3.0 steals and 6.0 blocks ... led her team to a 22-6 record in 2009 and a Class 5A state runner-up finish ... as a sophomore she helped her team to a 22-7 record with an appearance in the semifinals of the state tournament ... Benton County Tournament champions in her sophomore and junior seasons.

CAREER HIGHS

Points..... 18 (2x) last at Illinois (2/9/12)
FG 9 (2x) last at Illinois (2/9/12)
FGA 13 vs. Northwestern (2/6/11)
3PT..... 0
3PTA 0
FT 4 vs. Temple (11/18/11)
FTA 6 vs. Temple (11/18/11)
Rebounds..... 14 vs. FSU (11/30/11)
Assists..... 6 vs. Howard (11/22/11)
Blocks 7 (2x) last at Minnesota (1/29/12)
Steals 3 (several times)
Minutes 42 vs. FSU (11/30/11)

2010-11 - FRESHMAN

Played in 26 games, starting the last 16 ... Big Ten all-freshman team ... averaged 6.0 points and 4.3 rebounds while shooting 61.5 percent from the field ... shot a Big Ten-best 71.9 percent (46-of-64) in conference play ... Big Ten freshman of the week Jan. 25 and Feb. 13 ... tied an Ohio State NCAA Tournament record with five blocked shots in the second round win over Georgia Tech ... also had 10 points in that game ... Big Ten all-tournament team ... had 10 points in the quarterfinal win over Iowa ... set a tournament championship game record with five blocked shots ... season-high seven blocks in the win at Purdue ... season-high 18 points in loss to Northwestern then had 10 points, six boards and three blocks in the win over Purdue Feb. 10 ... first career double-double with 13 points, 10 boards and six blocks at Minnesota ... nine points in the win at No. 10 Michigan State ... had a breakout week starting Jan. 20 at Illinois and vs. No. 18 Iowa, shooting 80 percent (12-of-15) from the floor while averaging 14.5 points, 8.0 rebounds, 3.5 assists, 2.5 steals and 2.5 blocks ... recorded 13 points, nine rebounds, five blocks, four assists and three steals at Illinois and 16 points, seven rebounds and two steals vs. Iowa Jan. 24 ... seven points, four rebounds and four assists at Penn State



CAREER TOTALS • BIG TEN GAMES

Season	gp-gs	min/avg	Total		3-Point		F-Throws		Rebounds			pf	fo	ast	to	blk	stl	Scoring	
			fg-fga	pct	fg-fga	pct	ft-fla	pct	off	def	tot							pts	avg
2010-11	13-10	307/23.6	46-64	.719	0-0	.000	12-24	.500	17	51	68	5.2	27	0	19	14	32	9	104 8.0
2011-12	16-16	470/29.4	54-95	.568	0-0	.000	11-15	.733	28	91	119	7.4	32	0	32	39	53	15	119 7.4
TOTAL	29-26	777/26.8	100-159	.629	0-0	.000	23-39	.590	45	142	187	6.4	59	0	51	53	85	24	223 7.7

CAREER TOTALS • ALL GAMES

Season	gp-gs	min/avg	Total		3-Point		F-Throws		Rebounds			pf	fo	ast	to	blk	stl	Scoring	
			fg-fga	pct	fg-fga	pct	ft-fla	pct	off	def	tot							pts	avg
2010-11	26-16	516/19.8	67-109	.615	0-0	.000	23-40	.575	27	85	112	4.3	45	0	33	26	59	11	157 6.0
2011-12	32-32	913/28.5	100-190	.526	0-0	.000	26-43	.605	64	158	222	6.9	54	0	69	65	96	29	226 7.1
TOTAL	58-48	1429/24.6	167-299	.559	0-0	.000	49-83	.590	91	243	334	5.8	99	0	102	91	155	40	383 6.6

2011-12 GAME-BY-GAME

Opponent	Date	gs	min	fg-fga	pct	3fg-fga	pct	ft-fa	pct	off	def	tot	avg	pf	a	t/o	blk	stl	pts	avg	
TENNESSEE STATE	11/13/11	*	29	5-6	.833	0-0	.000	0-0	.000	3	2	5	5.0	0	3	5	6	1	10	10.0	
TEMPLE	11/18/11	*	40	3-8	.375	0-0	.000	4-6	.667	1	7	8	6.5	1	5	2	0	0	10	10.0	
HOWARD	11/22/11	*	28	2-6	.333	0-0	.000	0-0	.000	3	4	7	6.7	1	6	1	2	1	4	8.0	
STONY BROOK	11/25/11	*	18	1-2	.500	0-0	.000	0-0	.000	0	2	2	5.5	2	1	2	5	0	2	6.5	
LSU	11/27/11	*	17	0-2	.000	0-0	.000	0-2	.000	2	1	3	5.0	1	1	2	1	1	0	5.2	
FLORIDA STATE	11/30/11	*	42	5-11	.455	0-0	.000	3-4	.750	7	7	14	6.5	3	0	1	3	2	13	6.5	
at Oklahoma	12/04/11	*	37	6-9	.667	0-0	.000	0-0	.000	2	6	8	6.7	1	1	0	3	2	12	7.3	
CANISIUS	12/10/11	*	20	1-1	1.000	0-0	.000	2-3	.667	2	1	3	6.3	1	3	1	1	1	4	6.9	
SOUTHERN	12/13/11	*	25	3-9	.333	0-0	.000	1-2	.500	2	4	6	6.2	1	2	2	4	1	7	6.9	
at California	12/17/11	*	31	6-9	.667	0-0	.000	3-4	.750	2	2	4	6.0	4	0	2	3	2	15	7.7	
CHARLOTTE	12/19/11	*	23	3-9	.333	0-0	.000	0-0	.000	2	5	7	6.1	2	4	1	2	0	6	7.5	
SOUTHERN UTAH	12/20/11	*	13	0-3	.000	0-0	.000	1-2	.500	0	2	2	5.8	1	1	0	1	0	1	7.0	
WASHINGTON STATE	12/22/11	*	23	3-5	.600	0-0	.000	0-1	.000	3	3	6	5.8	0	1	2	0	0	6	6.9	
at Wisconsin	12/30/11	*	32	7-9	.778	0-0	.000	0-0	.000	2	3	5	5.7	1	2	0	3	1	14	7.4	
IOWA	01/02/12	*	28	3-5	.600	0-0	.000	2-2	1.000	1	5	6	5.7	3	2	3	1	1	8	7.5	
at Michigan	01/07/12	*	15	1-1	1.000	0-0	.000	0-0	.000	0	1	1	5.4	0	1	3	0	2	2	7.1	
NORTHWESTERN	01/12/12	*	22	4-7	.571	0-0	.000	1-2	.500	2	3	5	5.4	1	2	0	3	1	9	7.2	
at Michigan State	01/15/12	*	22	0-3	.000	0-0	.000	1-2	.500	1	3	4	5.3	3	1	2	2	0	1	6.9	
NEBRASKA	01/19/12	*	32	6-8	.750	0-0	.000	1-1	1.000	4	7	11	5.6	3	2	3	5	0	13	7.2	
ILLINOIS	01/22/12	*	26	1-3	.333	0-0	.000	0-1	.000	1	4	5	5.6	3	2	1	3	0	2	7.0	
at Indiana	01/26/12	*	31	7-10	.700	0-0	.000	1-1	1.000	3	9	12	5.9	2	1	1	5	1	15	7.3	
at Minnesota	01/29/12	*	37	3-8	.375	0-0	.000	0-0	.000	3	9	12	6.2	2	2	5	7	3	6	7.3	
WISCONSIN	02/06/12	*	36	1-5	.200	0-0	.000	0-0	.000	3	7	10	6.3	0	2	4	5	1	2	7.0	
at Illinois	02/09/12	*	40	9-10	.900	0-0	.000	0-0	.000	1	7	8	6.4	2	4	3	5	3	18	7.5	
PURDUE	02/12/12	*	37	5-7	.714	0-0	.000	3-3	1.000	1	6	7	6.4	1	4	1	5	1	13	7.7	
INDIANA	02/16/12	*	25	2-5	.400	0-0	.000	0-0	.000	2	6	8	6.5	2	5	6	1	0	4	7.6	
at Penn State	02/20/12	*	33	2-7	.286	0-0	.000	2-2	1.000	0	5	5	6.4	3	1	2	5	0	6	7.5	
MINNESOTA	02/23/12	*	23	0-3	.000	0-0	.000	0-1	.000	2	7	9	6.5	2	0	3	2	1	0	7.3	
at Nebraska	02/26/12	*	31	3-4	.750	0-0	.000	0-0	.000	2	9	11	6.7	4	1	2	1	0	6	7.2	
vs MICHIGAN	3/2/12	*	30	2-5	.400	0-0	.000	0-0	.000	4	2	6	6.7	2	3	3	1	2	4	7.1	
vs NEBRASKA	3/3/12	*	28	1-1	1.000	0-0	.000	0-2	.000	3	5	8	6.7	1	2	0	4	0	2	6.9	
vs Florida	03/18/12	*	39	5-9	.556	0-0	.000	1-2	.500	0	14	14	6.9	1	4	2	7	1	11	7.1	
Totals			32	913	100-190	.526	0-0	.000	26-43	.605	64	158	222	6.9	54	69	65	96	29	226	7.1

2010-11 GAME-BY-GAME

Opponent	Date	gs	min	fg-fga	pct	3fg-fga	pct	ft-fa	pct	off	def	tot	avg	pf	a	t/o	blk	stl	pts	avg	
EAST TENNESSEE STAT	11/22/10		7	0-5	.000	0-0	.000	0-0	.000	2	0	2	2.0	0	1	1	3	1	0	0.0	
UNC WILMINGTON	11/28/10		2	0-0	.000	0-0	.000	0-0	.000	0	0	0	1.0	0	0	0	0	0	0	0.0	
VIRGINIA	12/02/10		3	1-1	1.000	0-0	.000	3-5	.600	0	2	2	1.3	3	0	0	0	0	5	1.7	
USC-UPSTATE	12/14/10		14	3-6	.500	0-0	.000	2-2	1.000	2	3	5	2.3	0	2	0	1	0	8	3.3	
vs #1 Connecticut	12/19/10		6	0-1	.000	0-0	.000	1-2	.500	1	2	3	2.4	0	0	2	1	0	1	2.8	
DUQUESNE	12/28/10		5	0-0	.000	0-0	.000	0-0	.000	0	0	0	2.0	0	0	1	0	0	0	2.3	
BETHUNE COOKMAN	1/2/11		13	1-5	.200	0-0	.000	1-2	.500	1	4	5	2.4	1	1	0	2	0	3	2.4	
INDIANA	1/5/11		2	0-0	.000	0-0	.000	0-0	.000	0	0	0	2.1	0	0	0	0	0	0	2.1	
at #21 Iowa	1/8/11		1	0-0	.000	0-0	.000	0-0	.000	0	1	1	2.0	0	0	0	0	0	0	1.9	
at Illinois	1/20/11		25	5-6	.833	0-0	.000	3-4	.750	3	6	9	2.7	3	4	1	5	3	13	3.0	
#18 IOWA	1/24/11	*	36	7-9	.778	0-0	.000	2-2	1.000	2	5	7	3.1	2	3	3	0	2	16	4.2	
MICHIGAN	1/27/11	*	11	0-1	.000	0-0	.000	2-4	.500	2	0	2	3.0	1	0	1	3	0	2	4.0	
at Penn State	1/30/11	*	36	3-5	.600	0-0	.000	1-2	.500	1	7	8	3.4	4	4	2	1	0	7	4.2	
NORTHWESTERN	2/6/11	*	38	9-13	.692	0-0	.000	0-2	.000	1	4	5	3.5	2	2	1	1	0	18	5.2	
PURDUE	2/10/11	*	30	5-10	.500	0-0	.000	0-3	.000	3	3	6	3.7	3	1	1	3	1	10	5.5	
at Minnesota	2/13/11	*	35	5-6	.833	0-0	.000	3-4	.750	1	9	10	4.1	2	4	2	6	1	13	6.0	
#23 PENN STATE	2/17/11	*	21	2-4	.500	0-0	.000	0-0	.000	1	4	5	4.1	3	1	0	0	0	4	5.9	
at Purdue	2/20/11	*	34	2-2	1.000	0-0	.000	0-1	.000	1	5	6	4.2	4	0	2	7	0	4	5.8	
at #10 Michigan State	2/24/11	*	16	4-4	1.000	0-0	.000	1-2	.500	0	2	2	4.1	3	0	0	2	2	9	5.9	
WISCONSIN	2/27/11	*	22	4-4	1.000	0-0	.000	0-0	.000	2	5	7	4.3	0	0	1	4	0	8	6.1	
vs Iowa	3/4/11	*	30	4-6	.667	0-0	.000	2-2	1.000	1	3	4	4.2	4	3	4	3	1	10	6.2	
vs Michigan State	3/5/11	*	23	2-3	.667	0-0	.000	0-0	.000	1	3	4	4.2	2	0	1	3	0	4	6.1	
vs Penn State	3/6/11	*	21	3-5	.600	0-0	.000	0-1	.000	1	6	7	4.3	3	0	0	5	0	6	6.1	
vs UCF	3/19/11	*	15	1-3	.333	0-0	.000	0-0	.000	0	2	2	4.3	1	3	1	2	0	2	6.0	
vs Georgia Tech	3/21/11	*	40	4-8	.500	0-0	.000	2-2	1.000	1	4	5	4.3	1	1	1	5	0	10	6.1	
vs Tennessee	3/26/11	*	30	2-2	1.000	0-0	.000	0-0	.000	0	5	5	4.3	3	3	1	2	0	4	6.0	
Totals			16	516	67-109	.615	0-0	.000	23-40	.575	27	85	112	4.3	45	33	26	59	11	157	6.0



MARTINA ELLERBE

23

JUNIOR • FORWARD • 6-1

Teaneck, N.J. • Saint Mary's

2011-12 - SOPHOMORE

Played in 17 games off the bench ... averaged 1.7 points and 1.8 rebounds ... scored a career-high nine points at Michigan Jan. 7 ... scored six points vs. Southern Utah Dec. 20 ... grabbed four rebounds in the win over Tennessee State Nov. 13 and in the win over Howard Nov. 22 ... two points vs. Stony Brook Nov. 25 ... six points vs. Canisius Dec. 10 ... played a career-high 29 minutes in the win over Iowa Jan. 2.

2010-11 - FRESHMAN

Played in 30 games with one start in her rookie season ... averaged just under 9 minutes per game ... scored a season-high eight points in the win over Purdue Feb. 10 and had seven in the win over No. 23 Penn State ... six points in Big Ten tourney final vs. Penn State ... two blocked shots in win at No. 10 MSU ... made her first career start at Illinois Jan. 20 ... scored 6 points and had 5 rebounds in the win over EMU ... 3 rebounds vs. ETSU ... 4 rebounds, 2 points and 2 assists at Michigan.

HIGH SCHOOL

A four-time first team Bergen County Scholastic League and a four-time all-Bergen County selection ... one of the top scorers and rebounders in the state, averaging 26.2 points and 16.6 rebounds, 7.0 blocks and 4.0 assists ... team made history by earning its highest state ranking and becoming the first non-public B school to be ranked in the top 15 in the state and top 5 in the county ... topped 1,000 career points in her junior season ... selected to play in the north/south Jersey all-star cancer game ... member of the New York Gazelles AAU squad ... a three-time winner of Saint Mary's academic excellence award ... member of the Math and National Honor's Society.



CAREER HIGHS

Points: 9 at Michigan (1/7/12)
 FG: 4 (2x) last at Michigan (1/7/12)
 FGA: 6 (several times)
 3PT: 2 vs. Canisius (12/10/11)
 3PTA: 2 (several times)
 FT: 2 (several times)
 FTA: 2 (several times)
 Rebounds: 6 vs. S. Utah (12/20/11)
 Assists: 2 (several times)
 Blocks: 2 (several times)
 Steals: 2 at Illinois (1/20/11)
 Minutes: 29 vs. Iowa (1/2/12)



CAREER TOTALS • BIG TEN GAMES

Season	gp-gs	min/avg	Total		3-Point		F-Throws		Rebounds				pf	fo	ast	to	blk	stl	Scoring	
			fg-fga	pct	fg-fga	pct	ft-fa	pct	off	def	tot	avg							pts	avg
2010-11	15-1	147/9.8	12-26	.462	2-12	.167	2-4	.500	8	15	23	1.5	19	0	6	12	4	4	28	1.9
2011-12	16-0	161/10.1	10-17	.588	1-3	.333	6-9	.667	12	12	24	1.5	8	0	2	7	7	4	27	1.7
TOTAL	31-1	308/9.9	22-43	.512	3-15	.200	8-13	.615	20	27	47	1.5	27	0	8	19	11	8	55	1.8

CAREER TOTALS • ALL GAMES

Season	gp-gs	min/avg	Total		3-Point		F-Throws		Rebounds				pf	fo	ast	to	blk	stl	Scoring	
			fg-fga	pct	fg-fga	pct	ft-fa	pct	off	def	tot	avg							pts	avg
2010-11	30-1	267/8.9	20-50	.400	3-24	.125	8-12	.667	12	34	46	1.5	25	0	10	17	5	5	51	1.7
2011-12	30-0	316/10.5	21-51	.412	4-13	.308	6-9	.667	17	38	55	1.8	17	0	16	13	10	7	52	1.7
TOTAL	60-1	583/9.7	41-101	.406	7-37	.189	14-21	.667	29	72	101	1.7	42	0	26	30	15	12	103	1.7

2011-12 GAME-BY-GAME

Opponent	Date	gs	min	fg-fga	pct	3fg-fga	pct	ft-fa	pct	off	def	tot	avg	pf	a	t/o	blk	stl	pts	avg
TENNESSEE STATE	11/13/11		11	0-1	.000	0-1	.000	0-0	.000	0	4	4	4.0	0	1	0	0	0	0	0.0
TEMPLE	11/18/11		4	0-0	.000	0-0	.000	0-0	.000	0	1	1	2.5	0	1	0	0	0	0	0.0
HOWARD	11/22/11		9	0-0	.000	0-0	.000	0-0	.000	0	4	4	3.0	0	1	0	0	0	0	0.0
STONY BROOK	11/25/11		12	1-2	.500	0-0	.000	0-0	.000	0	1	1	2.5	0	1	1	0	0	2	0.5
LSU	11/27/11		11	1-3	.333	0-0	.000	0-0	.000	1	0	1	2.2	1	0	0	0	0	2	0.8
FLORIDA STATE	11/30/11		14	1-5	.200	0-1	.000	0-0	.000	0	2	2	2.2	0	2	0	0	0	2	1.0
at Oklahoma	12/04/11		8	0-2	.000	0-0	.000	0-0	.000	1	0	1	2.0	1	1	1	0	1	0	0.9
CANISIUS	12/10/11		13	2-4	.500	2-2	1.000	0-0	.000	0	0	0	1.8	2	0	0	0	0	6	1.5
SOUTHERN	12/13/11		14	1-1	1.000	1-1	1.000	0-0	.000	0	4	4	2.0	0	0	0	2	1	3	1.7
at California	12/17/11		7	1-3	.333	0-2	.000	0-0	.000	0	0	0	1.8	4	2	0	0	1	2	1.7
CHARLOTTE	12/19/11		13	0-2	.000	0-1	.000	0-0	.000	0	2	2	1.8	0	1	1	1	0	0	1.5
SOUTHERN UTAH	12/20/11		14	3-6	.500	0-1	.000	0-0	.000	2	4	6	2.2	1	2	1	0	0	6	1.9
WASHINGTON STATE	12/22/11		10	1-3	.333	0-0	.000	0-0	.000	0	2	2	2.2	0	1	1	0	0	2	1.9
at Wisconsin	12/30/11		9	0-1	.000	0-0	.000	0-0	.000	1	1	2	2.1	2	0	0	0	1	0	1.8
IOWA	01/02/12		29	0-1	.000	0-0	.000	2-2	1.000	1	3	4	2.3	1	1	1	0	1	2	1.8
at Michigan	01/07/12		21	4-4	1.000	1-1	1.000	0-0	.000	3	1	4	2.4	1	0	0	1	0	9	2.3
NORTHWESTERN	01/12/12		14	0-0	.000	0-0	.000	0-0	.000	0	1	1	2.3	0	0	1	0	0	0	2.1
at Michigan State	01/15/12		7	1-1	1.000	0-0	.000	0-0	.000	1	0	1	2.2	1	0	0	0	0	2	2.1
NEBRASKA	01/19/12		11	2-2	1.000	0-0	.000	1-1	1.000	0	0	0	2.1	0	0	1	2	0	5	2.3
ILLINOIS	01/22/12		9	0-0	.000	0-0	.000	0-0	.000	0	0	0	2.0	0	1	1	0	0	0	2.2
at Indiana	01/26/12		11	1-1	1.000	0-0	.000	0-0	.000	1	2	3	2.0	0	0	0	1	0	2	2.1
at Minnesota	01/29/12		1	0-1	.000	0-1	.000	0-1	.000	1	0	1	2.0	0	0	0	0	0	0	2.0
WISCONSIN	02/06/12		14	0-0	.000	0-0	.000	1-2	.500	2	0	2	2.0	0	0	1	2	1	1	2.0
at Illinois	02/09/12		4	0-1	.000	0-0	.000	0-0	.000	0	1	1	2.0	0	0	0	0	0	0	1.9
PURDUE	02/12/12		3	0-1	.000	0-0	.000	0-0	.000	0	0	0	1.9	0	0	0	0	0	0	1.8
INDIANA	02/16/12		8	1-1	1.000	0-0	.000	0-0	.000	2	0	2	1.9	0	0	0	0	1	2	1.8
at Penn State	02/20/12		7	0-1	.000	0-1	.000	0-0	.000	0	1	1	1.9	0	0	0	0	0	0	1.8
MINNESOTA	02/23/12		9	1-2	.500	0-0	.000	2-3	.667	0	2	2	1.9	1	0	0	0	0	4	1.9
at Nebraska	02/26/12		4	0-0	.000	0-0	.000	0-0	.000	0	0	0	1.8	2	0	2	1	0	0	1.8
vs MICHIGAN	3/2/12		15	0-2	.000	0-1	.000	0-0	.000	1	2	3	1.8	0	1	1	0	0	0	1.7
Totals		0	316	21-51	.412	4-13	.308	6-9	.667	17	38	55	1.8	17	16	13	10	7	52	1.7

2010-11 GAME-BY-GAME

Opponent	Date	gs	min	fg-fga	pct	3fg-fga	pct	ft-fa	pct	off	def	tot	avg	pf	a	t/o	blk	stl	pts	avg
at Temple	11/12/10		5	0-0	.000	0-0	.000	0-0	.000	0	2	2	2.0	0	0	1	0	0	0	0.0
EASTERN MICHIGAN	11/14/10		14	2-4	.500	1-2	.500	1-2	.500	1	4	5	3.5	2	2	0	0	0	6	3.0
at LSU	11/17/10		8	0-1	.000	0-1	.000	0-0	.000	0	0	0	2.3	0	0	1	0	0	0	2.0
EAST TENNESSEE STAT	11/22/10		12	1-2	.500	0-1	.000	0-0	.000	1	2	3	2.5	0	0	0	0	0	2	2.0
UNC WILMINGTON	11/28/10		7	1-1	1.000	0-0	.000	0-0	.000	0	1	1	2.2	0	0	0	1	0	2	2.0
VIRGINIA	12/02/10		9	0-2	.000	0-2	.000	1-2	.500	0	1	1	2.0	1	0	0	0	0	1	1.8
#11 OKLAHOMA	12/05/10		3	0-1	.000	0-1	.000	0-0	.000	0	1	1	1.9	0	0	0	0	0	0	1.6
at Syracuse	12/11/10		3	0-0	.000	0-0	.000	0-0	.000	0	0	0	1.6	0	0	0	0	0	0	1.4
USC-UPSTATE	12/14/10		10	0-5	.000	0-1	.000	0-0	.000	0	3	3	1.8	1	1	0	0	0	0	1.2
vs #1 Connecticut	12/19/10		2	0-0	.000	0-0	.000	0-0	.000	0	0	0	1.6	0	0	1	0	0	0	1.1
DUQUESNE	12/28/10		5	0-0	.000	0-0	.000	0-0	.000	0	0	0	1.5	0	0	0	0	0	0	1.0
at Michigan	12/30/10		15	1-1	1.000	0-0	.000	0-0	.000	2	2	4	1.7	1	2	0	0	0	2	1.1
BETHUNE COOKMAN	1/2/11		11	0-2	.000	0-2	.000	2-2	1.000	1	2	3	1.8	1	1	0	0	0	2	1.2
INDIANA	1/5/11		18	2-6	.333	0-2	.000	0-0	.000	2	2	4	1.9	3	2	1	0	0	4	1.4
at #21 Iowa	1/8/11		7	0-0	.000	0-0	.000	0-0	.000	0	2	2	1.9	1	0	1	0	1	0	1.3
#9 MICHIGAN STATE	1/16/11		6	0-0	.000	0-0	.000	0-0	.000	0	0	0	1.8	2	0	2	0	0	0	1.2
at Illinois	1/20/11	*	10	1-2	.500	0-1	.000	0-0	.000	0	2	2	1.8	1	0	2	1	2	2	1.2
#18 IOWA	1/24/11		5	0-0	.000	0-0	.000	0-0	.000	0	0	0	1.7	0	0	0	0	0	0	1.2
MICHIGAN	1/27/11		18	1-3	.333	1-2	.500	0-0	.000	0	1	1	1.7	2	1	1	0	0	3	1.3
at Penn State	1/30/11		4	0-0	.000	0-0	.000	0-1	.000	0	1	1	1.7	0	0	0	0	0	0	1.2
NORTHWESTERN	2/6/11		8	1-1	1.000	0-0	.000	0-0	.000	0	1	1	1.6	0	0	1	0	0	2	1.2
PURDUE	2/10/11		10	4-5	.800	0-1	.000	0-1	.000	1	0	1	1.6	3	0	1	0	1	8	1.5
at Minnesota	2/13/11		6	0-0	.000	0-0	.000	0-0	.000	0	0	0	1.5	1	0	0	1	0	0	1.5
#23 PENN STATE	2/17/11		18	2-3	.667	1-2	.500	2-2	1.000	1	2	3	1.6	2	0	2	0	0	7	1.7
at Purdue	2/20/11		4	0-2	.000	0-1	.000	0-0	.000	1	0	1	1.6	2	0	0	0	0	0	1.6
at #10 Michigan State	2/24/11		12	0-2	.000	0-2	.000	0-0	.000	0	2	2	1.6	1	1	1	2	0	0	1.6
WISCONSIN	2/27/11		6	0-1	.000	0-1	.000	0-0	.000	1	0	1	1.6	0	0	0	0	0	0	1.5
vs Iowa	3/4/11		10	2-3	.667	0-1	.000	0-0	.000	0	1	1	1.5	1	0	1	0	0	4	1.6
vs Penn State	3/6/11		18	2-3	.667	0-1	.000	2-2	1.000	1	1	2	1.6	0	0	1	0	1	6	1.8
vs UCF	3/19/11		3	0-0	.000	0-0	.000	0-0	.000	0	1	1	1.5	0	0	0	0	0	0	1.7
Totals		1	267	20-50	.400	3-24	.125	8-12	.667	12	34	46	1.5	25	10	17	5	5	51	1.7



ALEKSANDRA DOBRANIC

RS-JUNIOR • CENTER • 6-4
Novi Sad, Serbia • Isidora Sekulic

15

2011-12 - SOPHOMORE

Saw action in 17 games, scoring 30 points and grabbing 24 rebounds ... shot 13 of 27 from the field ... played a career-high 14 minutes off the bench in the win over Indiana Feb. 16 with four points and five rebounds ... played 12 minutes off the bench in the win over Northwestern, scoring four points and grabbing two boards ... career-high seven points vs. Stony Brook Nov. 25 ... four points and six rebounds in 13 minutes in the win over Canisius ... two points in the win over Tennessee State Nov. 13 and again vs. Howard.

2010-11

No game action.

2009-10 - FRESHMAN

Played in 15 games off the bench in her first season ... scored her first points against UNCG ... pulled down two rebounds in win over UAB ... two points, two rebounds in win over IUPUI ... two points, one steal and one assist in win over Wright State ... two assists in win over Western Illinois ... had three rebounds in win at Northwestern.

HIGH SCHOOL

Member of the Serbian Junior National Team ... in 2008 she was selected to the junior team that competed in The Balkan Championship in Romania in December 2008 ... also competed in the 2008 European Championships in Slovakia where the team placed sixth ... helped her national team to a fourth-place finish at the 2007 European Championships in Letonia ... club team's included Radivoj Korac in Belgrade, Serbia (2008-present), Vojvodina in Novi Sad (2006-2008) and Gimnazija in Kikinda, Serbia from 2002-2005.

CAREER HIGHS

Points:..... 7 vs. Stony Brook (11/25/11)
FG: 3 vs. Stony Brook (11/25/11)
FGA:..... 4 vs. Indiana (2/16/12)
3PT:..... 0
3PTA:..... 0
FT:..... 2 at N'western (12/31/09)
FTA:..... 2 (several times)
Rebounds:..... 6 vs. Canisius (12/10/11)
Assists:..... 2 vs. W. Illinois (12/22/09)
Steals:..... 1 (several times)
Blocks:..... 2 vs. W. Virginia (11/19/09)
Minutes:..... 14 vs. Indiana (2/16/12)



2011-12 GAME-BY-GAME

Opponent	Date	gs	min	fg-fga	pct	3fg-fga	pct	ft-fa	pct	off	def	tot	avg	pf	a	t/o	blk	stl	pts	avg
TENNESSEE STATE	11/13/11	6	1-2	.500	0-0	.000	0-0	.000	0	0	0	0	0.0	1	0	3	0	0	2	2.0
HOWARD	11/22/11	4	1-2	.500	0-0	.000	0-0	.000	1	0	1	0.5	0	0	0	0	0	0	2	2.0
STONY BROOK	11/25/11	9	3-3	1.000	0-0	.000	1-2	.500	1	0	1	0.7	0	0	1	0	1	7	3.7	
CANISIUS	12/10/11	13	1-3	.333	0-0	.000	2-2	1.000	2	4	6	2.0	1	1	2	0	0	4	3.8	
SOUTHERN	12/13/11	10	1-3	.333	0-0	.000	0-1	.000	1	1	2	2.0	0	0	1	0	1	2	3.4	
at California	12/17/11	1	0-0	.000	0-0	.000	0-0	.000	0	0	0	1.7	0	0	0	0	0	0	2.8	
CHARLOTTE	12/19/11	7	0-1	.000	0-0	.000	1-2	.500	0	0	0	1.4	2	0	0	0	0	1	2.6	
SOUTHERN UTAH	12/20/11	4	1-1	1.000	0-0	.000	0-0	.000	0	1	1	1.4	0	1	0	0	0	2	2.5	
WASHINGTON STATE	12/22/11	3	0-1	.000	0-0	.000	0-0	.000	1	1	2	1.4	0	0	1	0	0	0	2.2	
IOWA	01/02/12	1	0-0	.000	0-0	.000	0-0	.000	0	0	0	1.3	0	0	0	0	0	0	2.0	
NORTHWESTERN	01/12/12	12	2-3	.667	0-0	.000	0-0	.000	0	2	2	1.4	0	0	2	0	0	4	2.2	
at Michigan State	01/15/12	2	0-1	.000	0-0	.000	0-0	.000	0	0	0	1.3	0	0	1	0	0	0	2.0	
at Indiana	01/26/12	3	0-1	.000	0-0	.000	0-0	.000	1	1	2	1.3	0	0	1	0	0	0	1.8	
INDIANA	02/16/12	14	2-4	.500	0-0	.000	0-0	.000	2	3	5	1.6	1	1	2	1	0	4	2.0	
at Penn State	02/20/12	1	0-0	.000	0-0	.000	0-0	.000	0	0	0	1.5	1	0	0	0	0	0	1.9	
MINNESOTA	02/23/12	5	1-2	.500	0-0	.000	0-0	.000	0	1	1	1.4	2	0	0	0	0	2	1.9	
at Nebraska	02/26/12	5	0-0	.000	0-0	.000	0-0	.000	0	1	1	1.4	2	0	0	0	0	0	1.8	
Totals		0	100	13-27	.481	0-0	.000	4-7	.571	9	15	24	1.4	10	3	14	1	2	30	1.8

2009-10 GAME-BY-GAME

Opponent	Date	gs	min	fg-fga	pct	3fg-fga	pct	ft-fa	pct	off	def	tot	avg	pf	a	t/o	blk	stl	pts	avg
EASTERN ILLINOIS	11/13/09	3		0-1	.000	0-0	.000	0-0	.000	0	0	0	0.0	1	0	0	0	0	0	0.0
BOWLING GREEN	11/15/09	2		0-1	.000	0-0	.000	0-0	.000	0	0	0	0.0	0	0	0	1	0	0	0.0
UAB	11/17/09	4		0-0	.000	0-0	.000	0-0	.000	0	2	2	0.7	0	0	0	0	0	0	0.0
WVU	11/19/09	2		0-0	.000	0-0	.000	0-0	.000	0	0	0	0.5	0	0	0	0	2	0	0.0
UNC GREENSBORO	11/25/09	4	1-2	.500	0-0	.000	0-0	.000	.000	1	0	1	0.6	0	1	0	0	0	2	0.4
IUPUI	11/28/09	6	1-1	1.000	0-0	.000	0-0	.000	.000	2	0	2	0.8	1	0	1	0	1	2	0.7
WRIGHT STATE	12/15/09	6	1-1	1.000	0-0	.000	0-0	.000	0	0	1	1	0.9	1	1	0	0	1	2	0.9
ALABAMA A&M	12/19/09	1	0-0	.000	0-0	.000	0-0	.000	.000	0	0	0	0.8	1	0	0	0	0	0	0.8
WESTERN ILLINOIS	12/22/09	8	0-0	.000	0-0	.000	0-0	.000	.000	0	2	2	0.9	2	2	2	2	0	0	0.7
at Illinois	12/28/09	3	0-0	.000	0-0	.000	0-0	.000	.000	0	0	0	0.8	1	0	0	0	0	0	0.6
at Northwestern	12/31/09	4	0-0	.000	0-0	.000	2-2	1.000	1	2	3	1.0	0	0	0	1	0	0	2	0.7
INDIANA	01/17/10	2	1-1	1.000	0-0	.000	0-0	.000	.000	0	0	0	0.9	1	0	0	0	0	2	0.8
MINNESOTA	01/28/10	5	0-2	.000	0-0	.000	0-0	.000	.000	0	1	1	0.9	0	0	0	0	0	0	0.8
PURDUE	02/11/10	4	0-0	.000	0-0	.000	0-0	.000	.000	0	0	0	0.9	0	0	1	0	0	0	0.7
vs St. Francis (PA)	03/21/10	3	0-2	.000	0-0	.000	0-0	.000	.000	0	0	0	0.8	0	0	0	0	0	0	0.7
Totals		0	57	4-11	.364	0-0	.000	2-2	1.000	4	8	12	0.8	8	4	6	2	2	10	0.7

CAREER TOTALS • BIG TEN GAMES

Season	gp-gs	min/avg	Total fg-fga	pct	3-Point fg-fga	pct	F-Throws ft-fa	pct	Rebounds off	def	tot	avg	pf	fo	ast	to	blk	stl	Scoring pts	avg
2009-10	5-0	18/3.6	1-3	.333	0-0	.000	2-2	1.000	1	3	4	0.8	2	0	0	2	0	0	4	0.8
2011-12	8-0	43/5.4	5-11	.455	0-0	.000	0-0	.000	3	8	11	1.4	6	0	1	6	1	0	10	1.3
TOTAL	13-0	61/4.7	6-14	.429	0-0	.000	2-2	1.000	4	11	15	1.2	8	0	1	8	1	0	14	1.1

CAREER TOTALS • ALL GAMES

Season	gp-gs	min/avg	Total fg-fga	pct	3-Point fg-fga	pct	F-Throws ft-fa	pct	Rebounds off	def	tot	avg	pf	fo	ast	to	blk	stl	Scoring pts	avg
2009-10	15-0	57/3.8	4-11	.364	0-0	.000	2-2	1.000	4	8	12	0.8	8	0	4	6	2	2	10	0.7
2011-12	17-0	100/5.9	13-27	.481	0-0	.000	4-7	.571	9	15	24	1.4	10	0	3	14	1	2	30	1.8
TOTAL	32-0	157/4.9	17-38	.447	0-0	.000	6-9	.667	13	23	36	1.1	18	0	7	20	3	4	40	1.3



DARRYCE MOORE

JUNIOR • FORWARD • 6-2

Youngstown, Ohio • Boardman

22

2011-12 - SOPHOMORE

Played in all 32 games off the bench with two starts ... averaged 5.3 points and 3.7 rebounds while shooting 58.3 percent from the field ... made her first career start Dec. 10 in the win over Canisius, scoring eight points ... played a career-high 28 minutes at Illinois, scoring eight points and grabbing three rebounds ... recorded 11 points, five rebounds and two assists in the win at Michigan State ... recorded 10 points, three steals, four boards and three assists in the win over Illinois, was 4 of 4 shooting ... career-high four assists in win over Southern Utah ... 12 points and six boards vs. Southern and nine points and six boards in the road win at Cal ... played key minutes down the stretch in the win over LSU ... scored a career-high 15 points vs. Howard Nov. 22 on 7 of 9 shooting.

2010-11 - FRESHMAN

Played in nine games off the bench ... scored three points in the win over ETSU and three in the win over USCU ... three rebounds in the win over Bethune-Cookman ... scored her first Big Ten points in the win over Purdue Feb. 10.

HIGH SCHOOL

Rated as the No. 14 center in the country in her class by Collegiate Girls Basketball Report ... 2009 Division I Second Team All-Ohio honoree as a junior ... averaged 16.0 points, 12.0 rebounds and 3.0 assists per game ... 2009 Federal League Player of the Year and a first team all-conference and Northeast Ohio selection ... set the school's single-season rebounding record her freshman season ... scored her 1,000th point her junior year ... as a freshman and sophomore, she was named honorable mention all-Ohio.

CAREER HIGHS

Points:..... 15 vs. Howard (11/22/11)
FG:..... 7 vs. Howard (11/22/11)
FGA:..... 9 vs. Howard (11/22/11)
3PT:..... 0
3PTA:..... 0
FT:..... 5 at Michigan St. (1/15/12)
FTA:..... 5 (2x) last at Michigan St. (1/15/12)
Rebounds:..... 7 (several times)
Assists:..... 4 vs. Southern Utah (12/20/11)
Blocks:..... 2 (several times)
Steals:..... 3 vs. Illinois (1/22/12)
Minutes:..... 28 at Illinois (2/9/12)

2011-12 GAME-BY-GAME

Opponent	Date	gs	min	fg-fga	pct	3fg-fga	pct	ft-fa	pct	off	def	tot	avg	pf	a	t/o	blk	stl	pts	avg
TENNESSEE STATE	11/13/11	12	1-1	1.000	0-0	.000	1-2	.500	1	3	4	4.0	3	1	1	0	0	3	3.0	
TEMPLE	11/18/11	23	2-8	.250	0-0	.000	0-0	.000	4	3	7	5.5	2	1	1	0	1	4	3.5	
HOWARD	11/22/11	18	7-9	.778	0-0	.000	1-3	.333	1	6	7	6.0	1	0	2	0	0	15	7.3	
STONY BROOK	11/25/11	14	2-2	1.000	0-0	.000	2-3	.667	2	5	7	6.3	2	1	1	2	0	6	7.0	
LSU	11/27/11	17	1-3	.333	0-0	.000	2-2	1.000	1	2	3	5.6	2	1	3	0	1	4	6.4	
FLORIDA STATE	11/30/11	10	0-1	.000	0-0	.000	0-0	.000	1	1	2	5.0	2	0	2	0	0	0	5.3	
at Oklahoma	12/04/11	8	0-0	.000	0-0	.000	0-0	.000	0	3	3	4.7	1	1	0	0	0	0	4.6	
CANISIUS	12/10/11	* 21	4-6	.667	0-0	.000	0-0	.000	0	2	2	4.4	2	1	0	2	0	8	5.0	
SOUTHERN	12/13/11	* 20	4-5	.800	0-0	.000	4-4	1.000	1	5	6	4.6	1	0	2	0	0	12	5.8	
at California	12/17/11	15	4-7	.571	0-0	.000	1-2	.500	2	4	6	4.7	4	1	0	0	0	9	6.1	
CHARLOTTE	12/19/11	13	4-5	.800	0-0	.000	2-4	.500	2	5	7	4.9	2	2	3	0	0	10	6.5	
SOUTHERN UTAH	12/20/11	20	4-7	.571	0-0	.000	1-2	.500	1	2	3	4.8	1	4	0	0	1	9	6.7	
WASHINGTON STATE	12/22/11	17	2-5	.400	0-0	.000	4-5	.800	1	5	6	4.8	2	0	0	1	1	8	6.8	
at Wisconsin	12/30/11	16	3-5	.600	0-0	.000	2-3	.667	1	4	5	4.9	1	1	1	0	0	8	6.9	
IOWA	01/02/12	11	2-3	.667	0-0	.000	1-2	.500	1	1	2	4.7	1	0	1	0	0	5	6.7	
at Michigan	01/07/12	20	2-2	1.000	0-0	.000	0-0	.000	1	4	5	4.7	3	1	0	0	0	4	6.6	
NORTHWESTERN	01/12/12	16	3-4	.750	0-0	.000	1-1	1.000	0	1	1	4.5	2	1	1	0	0	7	6.6	
at Michigan State	01/15/12	26	3-5	.600	0-0	.000	5-5	1.000	2	3	5	4.5	3	2	1	1	1	11	6.8	
NEBRASKA	01/19/12	8	0-3	.000	0-0	.000	0-0	.000	0	0	0	4.3	2	1	2	0	0	0	6.5	
ILLINOIS	01/22/12	19	4-4	1.000	0-0	.000	2-2	1.000	1	3	4	4.3	5	3	2	1	3	10	6.7	
at Indiana	01/26/12	13	2-4	.500	0-0	.000	0-0	.000	0	1	1	4.1	2	0	0	1	1	4	6.5	
at Minnesota	01/29/12	16	0-0	.000	0-0	.000	1-4	.250	3	1	4	4.1	3	1	3	0	1	1	6.3	
WISCONSIN	02/06/12	11	1-3	.333	0-0	.000	0-0	.000	1	4	5	4.1	1	1	1	2	1	2	6.1	
at Illinois	02/09/12	28	4-8	.500	0-0	.000	0-0	.000	2	1	3	4.1	3	0	2	1	0	8	6.2	
PURDUE	02/12/12	13	2-2	1.000	0-0	.000	0-0	.000	0	0	0	3.9	2	0	0	0	0	4	6.1	
INDIANA	02/16/12	13	0-1	.000	0-0	.000	1-2	.500	3	1	4	3.9	2	1	1	1	1	1	5.9	
at Penn State	02/20/12	12	1-2	.500	0-0	.000	4-4	1.000	0	3	3	3.9	5	1	1	1	2	6	5.9	
MINNESOTA	02/23/12	12	1-1	1.000	0-0	.000	0-1	.000	1	3	4	3.9	2	2	0	0	0	2	5.8	
at Nebraska	02/26/12	3	0-1	.000	0-0	.000	0-0	.000	0	0	0	3.8	0	0	0	0	0	0	5.6	
vs MICHIGAN	3/2/12	10	1-2	.500	0-0	.000	0-0	.000	1	2	3	3.7	2	1	2	0	0	2	5.4	
vs NEBRASKA	3/3/12	18	2-3	.667	0-0	.000	0-0	.000	2	1	3	3.7	3	1	0	2	0	4	5.4	
vs Florida	03/18/12	18	1-3	.333	0-0	.000	0-0	.000	1	3	4	3.7	3	0	3	0	0	2	5.3	
Totals		2	491	67-115	.583	0-0	.000	35-51	.686	37	82	119	3.7	70	30	36	15	14	169	5.3

2010-11 GAME-BY-GAME

Opponent	Date	gs	min	fg-fga	pct	3fg-fga	pct	ft-fa	pct	off	def	tot	avg	pf	a	t/o	blk	stl	pts	avg
at Temple	11/12/10	1		0-0	.000	0-0	.000	0-0	.000	0	0	0	0.0	0	0	1	0	0	0	0.0
EASTERN MICHIGAN	11/14/10	1		0-0	.000	0-0	.000	0-0	.000	0	0	0	0.0	3	0	2	0	0	0	0.0
EAST TENNESSEE STAT	11/22/10	4		1-1	1.000	0-0	.000	1-2	.500	0	0	0	0.0	1	0	0	0	0	3	1.0
VIRGINIA	12/02/10	3		0-1	.000	0-0	.000	0-0	.000	0	0	0	0.0	0	0	0	0	0	0	0.8
USC-UPSTATE	12/14/10	5		1-1	1.000	0-0	.000	1-2	.500	1	0	1	0.2	0	0	0	0	0	3	1.2
BETHUNE COOKMAN	1/2/11	6		0-0	.000	0-0	.000	1-2	.500	1	2	3	0.7	0	0	2	0	0	1	1.2
PURDUE	2/10/11	3		1-2	.500	0-0	.000	0-0	.000	0	0	0	0.6	1	0	1	0	0	2	1.3
#23 PENN STATE	2/17/11	2		0-0	.000	0-0	.000	0-0	.000	0	0	0	0.5	0	0	1	0	0	0	1.1
WISCONSIN	2/27/11	4		1-1	1.000	0-0	.000	0-1	.000	0	1	1	0.6	2	0	2	0	0	2	1.2
Totals		0	29	4-6	.667	0-0	.000	3-7	.429	2	3	5	0.6	7	0	9	0	0	11	1.2

CAREER TOTALS • BIG TEN GAMES

Season	gp-gs	min/avg	Total fg-fga	pct	3-Point fg-fga	pct	F-Throws ft-fa	pct	off	def	tot	avg	pf	fo	ast	to	blk	stl	pts	avg
2010-11	3-0	9/3.0	2-3	.667	0-0	.000	0-1	.000	0	1	1	0.3	3	0	0	4	0	0	4	1.3
2011-12	16-0	237/14.8	28-48	.583	0-0	.000	17-24	.708	16	30	46	2.9	37	2	15	16	8	10	73	4.6
TOTAL	19-0	246/12.9	30-51	.588	0-0	.000	17-25	.680	16	31	47	2.5	40	2	15	20	8	10	77	4.1

CAREER TOTALS • ALL GAMES

Season	gp-gs	min/avg	Total fg-fga	pct	3-Point fg-fga	pct	F-Throws ft-fa	pct	off	def	tot	avg	pf	fo	ast	to	blk	stl	pts	avg
2010-11	9-0	29/3.2	4-6	.667	0-0	.000	3-7	.429	2	3	5	0.6	7	0	0	9	0	0	11	1.2
2011-12	32-2	491/15.3	67-115	.583	0-0	.000	35-51	.686	37	82	119	3.7	70	2	30	36	15	14	169	5.3
TOTAL	41-2	520/12.7	71-121	.587	0-0	.000	38-58	.655	39	85	124	3.0	77	2	30	45	15	14	180	4.4



AMY SCULLION

RS-SOPHOMORE • GUARD • 6-0

Salem, Ohio • Salem

25

2011-12 - FRESHMAN

Started the second half in the regular season finale at Nebraska, playing 10 minutes and grabbing three rebounds ... scored a season-high five points off the bench in the road win at Cal ... saw her first collegiate action Nov. 22 vs. Howard ... scored two points and dished out an assist in 5 minutes ... four points vs. Stony Brook Nov. 25 and again vs. Canisius ... season-high four rebounds vs. Southern.

2010-11 - REDSHIRT

Suffered a torn ACL in the preseason that will force her to miss the season.

HIGH SCHOOL

2010 Ohio Gatorade Player of the Year ... averaged 18.6 points, 9.9 rebounds and 3.2 assists in leading the Quakers to an 18-6 record and the district finals ... ranked No. 44 on ESPN's Top 100 ... 2009 and 2010 Vindicator Athlete of the Year ... averaged 17.1 points her junior season while also leading the team in rebounding and assists ... 2009 Division II Third Team All-Ohio selection ... A standout volleyball player three-time Columbiana County player of the year ... four-time first team all-Columbiana County selection ... four-time first team all-conference ... three-time Northeastern Ohio district player of the year ... first-team all-Ohio selection in 2007-09 ... Prep Volleyball Top 50 Recruit From 2010 Class ... USA Volleyball High Performance 2006, 2007 ... Member of the 2008 USA Volleyball Youth National Team ... father played basketball at Mount Union.



CAREER HIGHS

Points:.....5 at California (12/17/11)
FG:.....2 at California (12/17/11)
FGA:.....2 (several times)
3FG:.....0
3FGA:.....1 (2x) last at Nebraska (02/26/12)
FT:.....2 (several times)
FTA:.....3 vs. Howard (11/22/11)
Rebounds:.....4 vs. Southern (12/13/11)
Assists:.....1 (3x) last at Wisc. (12/30/11)
Steals:.....2 vs. Washington St. (12/22/11)
Blocks:.....1 (2x) last vs. S. Utah (12/20/11)
Minutes:.....12 vs. Stony Brook (11/25/11)



2011-12 GAME-BY-GAME

Opponent	Date	gs	min	Total		3-Pointers		Free throws		Rebounds				pf	a	t/o	blk	stl	pts	avg
				fg-fga	pct	3fg-fga	pct	ft-fa	pct	off	def	tot	avg							
HOWARD	11/22/11	5	0-0	.000	0-0	.000	2-3	.667	0	0	0	0.0	0	0	1	1	0	0	2	2.0
STONY BROOK	11/25/11	12	1-2	.500	0-0	.000	2-2	1.000	0	1	1	0.5	1	0	0	0	0	0	4	3.0
LSU	11/27/11	6	1-1	1.000	0-0	.000	1-1	1.000	0	0	0	0.3	0	0	0	0	0	0	3	3.0
FLORIDA STATE	11/30/11	3	0-0	.000	0-0	.000	0-0	.000	0	1	1	0.5	0	0	0	0	0	0	0	2.3
at Oklahoma	12/04/11	6	0-0	.000	0-0	.000	0-0	.000	0	1	1	0.6	0	0	0	0	0	0	0	1.8
CANISIUS	12/10/11	9	1-1	1.000	0-0	.000	2-2	1.000	0	2	2	0.8	1	0	1	1	1	1	4	2.2
SOUTHERN	12/13/11	10	0-2	.000	0-0	.000	2-2	1.000	3	1	4	1.3	1	1	1	0	1	0	2	2.1
at California	12/17/11	8	2-2	1.000	0-0	.000	1-1	1.000	0	0	0	1.1	1	0	1	0	0	0	5	2.5
CHARLOTTE	12/19/11	9	0-0	.000	0-0	.000	2-2	1.000	0	1	1	1.1	1	0	2	0	0	0	2	2.4
SOUTHERN UTAH	12/20/11	7	0-2	.000	0-1	.000	2-2	1.000	0	0	0	1.0	1	0	0	1	0	0	2	2.4
WASHINGTON STATE	12/22/11	4	0-1	.000	0-0	.000	2-2	1.000	0	0	0	0.9	1	0	0	0	0	2	2	2.4
at Wisconsin	12/30/11	3	0-0	.000	0-0	.000	0-2	.000	0	0	0	0.8	0	1	0	0	0	0	0	2.2
MINNESOTA	02/23/12	2	0-0	.000	0-0	.000	2-2	1.000	0	0	0	0.8	0	0	0	0	0	0	2	2.2
at Nebraska	02/26/12	10	0-1	.000	0-1	.000	1-2	.500	2	1	3	0.9	0	0	0	0	0	0	1	2.1
Totals		0	94	5-12	.417	0-2	.000	19-23	.826	5	8	13	0.9	7	3	6	2	4	29	2.1

CAREER TOTALS • BIG TEN GAMES

Season	gp-gs	min/avg	Total fg-fga	pct	3-Point fg-fga	pct	F-Throws ft-fa	pct	Rebounds				pf	fo	ast	to	blk	stl	Scoring	
									off	def	tot	avg							pts	avg
2011-12	3-0	15/5.0	0-1	.000	0-1	.000	3-6	.500	2	1	3	1.0	0	0	1	0	0	0	3	1.0
TOTAL	3-0	15/5.0	0-1	.000	0-1	.000	3-6	.500	2	1	3	1.0	0	0	1	0	0	0	3	1.0

CAREER TOTALS • ALL GAMES

Season	gp-gs	min/avg	Total fg-fga	pct	3-Point fg-fga	pct	F-Throws ft-fa	pct	Rebounds				pf	fo	ast	to	blk	stl	Scoring	
									off	def	tot	avg							pts	avg
2011-12	14-0	94/6.7	5-12	.417	0-2	.000	19-23	.826	5	8	13	0.9	7	0	3	6	2	4	29	2.1
TOTAL	14-0	94/6.7	5-12	.417	0-2	.000	19-23	.826	5	8	13	0.9	7	0	3	6	2	4	29	2.1



1

Westlake, Ohio • Westlake

Averaged 5.1 points and 4.7 rebounds in her rookie season ... started all 30 games in which she played ... had her best Big Ten game with 13 points on 6 of 7 from the field and 8 rebounds in the win over Indiana Feb. 16 ... scored 12 points and grabbed seven rebounds in the Big Ten tournament quarterfinal win over Michigan ... scored 12 on 6 of 10 shooting at Penn State ... 8 points in the win over Illinois Jan. 22 ... six points in the win over Wisconsin Feb. 6 and six again in the win over No. 16 Purdue ... scored 13 points and grabbed six rebounds in 35 minutes in the win over No. 20 LSU ... 11 points and eight boards in the win over FSU Nov. 30 ... started her first collegiate game vs. Tennessee State, scoring 10 points, grabbing six rebounds and blocking two shots in 17 minutes ... recorded a season-high 12 boards in the win over Howard Nov. 22 ... five points and eight rebounds vs. Washington State Dec. 22... missed the Canisius and Southern games with concussion-like symptoms.

Averaged 18.0 points, 10.0 rebounds, 2.0 steals and 1.0 assist during her senior campaign ... a four-time first-team all-district selection ... named to the Southwest Conference all-league team four years ... Southwest Conference MVP her junior and senior years ... 2011 Division I Co-Player of the Year... All-Ohio selection her senior season and a second-team honoree her junior year... named District Player of the Year as a senior season ... Westlake High School all-time leading scorer and rebounder ... earned 11 varsity letters in basketball, volleyball, track and golf... also holds school record for high jump (5-10) and most blocks in a volleyball match (20) ... ranked No. 26 in her position on ESPN *HoopGurlz*.

Opponent	Date	gs	min	Total		3-Pointers		Free throws		Rebounds													
				fg-fga	pct	3fg-fga	pct	ft-fa	pct	off	def	tot	avg	pf	a	t/o	blk	stl	pts	avg			
TENNESSEE STATE	11/13/11	*	17	3-7	.429	0-0	.000	4-4	1.000	2	4	6	6.0	0	1	2	1	0	10	10.0			
TEMPLE	11/18/11	*	11	0-1	.000	0-0	.000	0-0	.000	0	4	4	5.0	3	0	0	0	0	0	5.0			
HOWARD	11/22/11	*	18	3-4	.750	0-0	.000	0-0	.000	2	10	12	7.3	3	1	2	0	0	6	5.3			
STONY BROOK	11/25/11	*	16	3-6	.500	0-0	.000	0-0	.000	1	5	6	7.0	0	0	2	0	0	6	5.5			
LSU	11/27/11	*	35	6-8	.750	0-0	.000	1-1	1.000	1	5	6	6.8	3	0	1	3	0	13	7.0			
FLORIDA STATE	11/30/11	*	24	5-11	.455	0-0	.000	1-1	1.000	4	4	8	7.0	4	1	0	1	0	11	7.7			
at Oklahoma	12/04/11	*	19	1-5	.200	0-0	.000	0-0	.000	0	4	4	6.6	0	0	1	0	1	2	6.9			
at California	12/17/11	*	18	0-5	.000	0-0	.000	0-0	.000	1	3	4	6.3	1	3	1	0	0	0	6.0			
CHARLOTTE	12/19/11	*	13	3-6	.500	0-0	.000	0-0	.000	2	1	3	5.9	0	0	1	1	0	6	6.0			
SOUTHERN UTAH	12/20/11	*	17	1-5	.200	0-0	.000	5-6	.833	3	3	6	5.9	2	1	3	1	1	7	6.1			
WASHINGTON STATE	12/22/11	*	20	2-5	.400	0-0	.000	1-2	.500	4	4	8	6.1	1	0	0	1	0	5	6.0			
at Wisconsin	12/30/11	*	20	3-7	.429	0-0	.000	0-0	.000	1	7	8	6.3	0	0	1	2	0	6	6.0			
IOWA	01/02/12	*	11	0-0	.000	0-0	.000	0-0	.000	0	1	1	5.8	1	0	0	1	0	0	5.5			
at Michigan	01/07/12	*	15	0-2	.000	0-0	.000	5-6	.833	2	3	5	5.8	0	0	1	0	0	5	5.5			
NORTHWESTERN	01/12/12	*	9	0-2	.000	0-0	.000	0-0	.000	0	1	1	5.5	0	0	1	0	1	0	5.1			
at Michigan State	01/15/12	*	23	2-3	.667	0-0	.000	0-0	.000	0	2	2	5.3	2	0	0	1	1	4	5.1			
NEBRASKA	01/19/12	*	18	2-5	.400	0-0	.000	0-0	.000	1	5	6	5.3	1	1	1	2	0	4	5.0			
ILLINOIS	01/22/12	*	21	2-4	.500	0-0	.000	4-4	1.000	0	2	2	5.1	1	1	0	0	0	8	5.2			
at Indiana	01/26/12	*	16	1-6	.167	0-0	.000	1-2	.500	2	4	6	5.2	2	1	2	1	0	3	5.1			
at Minnesota	01/29/12	*	21	0-1	.000	0-0	.000	0-1	.000	0	2	2	5.0	1	0	0	0	0	0	4.8			
WISCONSIN	02/06/12	*	19	3-7	.429	0-0	.000	0-0	.000	1	0	1	4.8	0	0	0	0	0	6	4.9			
at Illinois	02/09/12	*	8	0-0	.000	0-0	.000	0-0	.000	0	1	1	4.6	0	0	0	0	0	0	4.6			
PURDUE	02/12/12	*	18	2-2	1.000	0-0	.000	2-2	1.000	1	2	3	4.6	2	0	1	1	0	6	4.7			
INDIANA	02/16/12	*	14	6-7	.857	0-0	.000	1-3	.333	0	8	8	4.7	2	1	1	1	0	13	5.0			
at Penn State	02/20/12	*	17	6-10	.600	0-0	.000	0-0	.000	1	3	4	4.7	4	0	0	1	2	12	5.3			
MINNESOTA	02/23/12																						

			Total		3-Point		F-Throws		Rebounds											Scoring	
Season	gp-gs	min/avg	fg-fga	pct	fg-fga	pct	ft-flt	pct	off	def	tot	avg	pf	fo	ast	to	blk	stl	pts	avg	
2011-12	16-16	264/16.5	27-62	.435	0-0	.000	13-18	.722	13	45	58	3.6	18	0	5	9	10	4	67	4.2	
TOTAL	16-16	264/16.5	27-62	.435	0-0	.000	13-18	.722	13	45	58	3.6	18	0	5	9	10	4	67	4.2	

Season	gp-gs	min/avg	Total		3-Point		F-Throws		Rebounds				Other Stats							Scoring	
			fg-fga	pct	fg-fga	pct	ft-fla	pct	off	def	tot	avg	pf	fo	ast	to	blk	stl	pts	avg	
2011-12	30-30	535/17.8	63-146	.432	0-0	.000	27-34	.794	37	103	140	4.7	40	0	15	28	21	7	153	5.1	
TOTAL	30-30	535/17.8	63-146	.432	0-0	.000	27-34	.794	37	103	140	4.7	40	0	15	28	21	7	153	5.1	



RAVEN FERGUSON 31

SOPHOMORE • GUARD • 5-11

Columbus, Ohio • Africentric

2011-12 - FRESHMAN

Played in all 32 games with one start ... averaged 4.1 points and 2.1 rebounds ... was third on the team with 17 3FGs ... scored in eight straight games to end the season ... scored a season-high 13 points in the Big Ten tournament vs. Nebraska, going 6 of 10 from the field and recording three steals ... made her first career start Feb. 16 vs. Indiana, scoring six points and dishing out three assists, played a season-high 25 minutes ... scored 17 points in a two-game stretch vs. Charlotte and Southern Utah, scoring eight in the win over Charlotte and nine in the win over Southern Utah ... Scored 10 points and grabbed 8 rebounds in her first collegiate game Nov. 13 vs. Tennessee State ... six points, two steals in the win over Illinois ... tallied four points and seven rebounds vs. Temple Nov. 18 ... six points and four rebounds vs. Stony Brook Nov. 25 ... eight points and two big second-half 3-pointers in the win over FSU Nov. 30 ... six points and four rebounds vs. Southern Dec. 13.

HIGH SCHOOL

Averaged 19 points, 8 rebounds, 3 assists and 2 steals during senior season ... 23.0 points, 6.0 rebounds, 3.5 assists and 4.0 steals as a junior ... helped Africentric to a state championship as a sophomore in 2009 where she was named MVP ... 2011 *Columbus Dispatch* All-Metro Player of the Year ... a 2011 first-team all-state selection ... Ohio Ms. Basketball finalist ... earned MVP honors in the Division III-IV Ohio North-South Classic, recording 31 points, six rebounds, six blocked shots and four assists in just 25 minutes in the South's 79-77 victory ... a three-time all-city and two-time all-district honoree ... a two-time captain at Africentric where she totaled 1,739 points in her career ... was named to the USA Basketball U-18 National Team in 2010 ... ranked No. 6 in her position on ESPN *HoopGurlz* and No. 35 overall ... cousin of NBA player O.J. Mayo.

CAREER HIGHS

Points:.....13 vs. Nebraska (3/3/12)
 FG:.....6 vs. Nebraska (3/3/12)
 FGA:.....10 vs. Nebraska (3/3/12)
 3FG:.....2 (2x) vs. Illinois (1/22/12)
 3FGA:.....4 vs. Nebraska (3/3/12)
 FT:.....4 vs. Canisius (12/10/11)
 FTA:.....4 vs. Canisius (12/10/11)
 Rebounds:..8 vs. Tennessee State (11/13/11)
 Assists:.....3 vs. Indiana (2/16/12)
 Steals:.....3 vs. Nebraska (3/3/12)
 Blocks:....1 (3x) last vs. Wisconsin (02/06/12)
 Minutes:.....25 vs. Indiana (02/16/12)



2011-12 GAME-BY-GAME

Opponent	Date	gs	min	Total		3-Pointers		Free throws		Rebounds				pf	a	t/o	blk	stl	pts	avg
				fg-fga	pct	3fg-fga	pct	ft-fla	pct	off	def	tot	avg							
TENNESSEE STATE	11/13/11	21	4-8	.500	1-2	.500	1-2	.500	4	4	8	8.0	1	2	2	0	1	10	10.0	
TEMPLE	11/18/11	14	0-3	.000	0-1	.000	1-2	.500	1	1	2	5.0	2	0	0	0	0	1	5.5	
HOWARD	11/22/11	16	2-4	.500	1-1	1.000	1-2	.500	2	0	2	4.0	0	1	2	0	1	6	5.7	
STONY BROOK	11/25/11	15	3-6	.500	0-1	.000	0-0	.000	1	3	4	4.0	0	1	1	1	0	6	5.8	
LSU	11/27/11	9	0-0	.000	0-0	.000	0-0	.000	0	1	1	3.4	2	0	0	0	1	0	4.6	
FLORIDA STATE	11/30/11	20	3-4	.750	2-3	.667	0-3	.000	1	2	3	3.3	1	0	1	0	0	8	5.2	
at Oklahoma	12/04/11	12	0-4	.000	0-2	.000	0-0	.000	1	2	3	3.3	2	1	1	0	0	0	4.4	
CANISIUS	12/10/11	20	1-6	.167	0-2	.000	4-4	1.000	4	2	6	3.6	2	2	1	0	0	6	4.6	
SOUTHERN	12/13/11	22	3-5	.600	0-1	.000	0-0	.000	3	1	4	3.7	0	1	1	0	0	6	4.8	
at California	12/17/11	5	0-1	.000	0-1	.000	0-0	.000	0	0	0	3.3	3	0	0	0	0	0	4.3	
CHARLOTTE	12/19/11	16	3-4	.750	1-2	.500	1-1	1.000	0	1	1	3.1	0	1	0	0	1	8	4.6	
SOUTHERN UTAH	12/20/11	19	4-5	.800	1-2	.500	0-0	.000	1	1	2	3.0	1	2	0	0	2	9	5.0	
WASHINGTON STATE	12/22/11	11	0-4	.000	0-1	.000	0-0	.000	1	1	2	2.9	1	0	0	0	0	0	4.6	
at Wisconsin	12/30/11	19	2-4	.500	0-1	.000	0-0	.000	0	5	5	3.1	2	1	0	0	0	4	4.6	
IOWA	01/02/12	8	1-3	.333	1-1	1.000	2-2	1.000	1	0	1	2.9	1	0	1	0	0	5	4.6	
at Michigan	01/07/12	17	1-4	.250	1-2	.500	0-0	.000	2	2	4	3.0	2	0	0	0	0	3	4.5	
NORTHWESTERN	01/12/12	13	0-1	.000	0-1	.000	0-0	.000	0	0	0	2.8	1	2	0	0	0	0	4.2	
at Michigan State	01/15/12	7	0-1	.000	0-1	.000	0-0	.000	0	1	1	2.7	1	0	2	0	0	0	4.0	
NEBRASKA	01/19/12	8	1-1	1.000	0-0	.000	0-0	.000	0	2	2	2.7	0	1	0	0	0	2	3.9	
ILLINOIS	01/22/12	13	2-3	.667	2-2	1.000	0-0	.000	0	2	2	2.7	2	1	2	0	2	6	4.0	
at Indiana	01/26/12	12	2-3	.667	1-1	1.000	0-0	.000	0	3	3	2.7	2	1	2	1	1	5	4.0	
at Minnesota	01/29/12	9	0-1	.000	0-0	.000	0-0	.000	0	0	0	2.5	0	0	0	0	0	0	3.9	
WISCONSIN	02/06/12	12	2-5	.400	0-2	.000	0-0	.000	1	1	2	2.5	1	0	0	1	0	4	3.9	
at Illinois	02/09/12	6	0-0	.000	0-0	.000	0-0	.000	0	1	1	2.5	1	0	1	0	0	0	3.7	
PURDUE	02/12/12	9	1-3	.333	1-2	.500	0-0	.000	0	1	1	2.4	0	0	0	0	0	3	3.7	
INDIANA	02/16/12	25	3-7	.429	0-2	.000	0-0	.000	1	1	2	2.4	1	3	5	0	0	6	3.8	
at Penn State	02/20/12	11	1-4	.250	1-2	.500	0-0	.000	0	0	0	2.3	0	0	1	0	0	3	3.7	
MINNESOTA	02/23/12	8	1-2	.500	1-1	1.000	2-2	1.000	1	1	2	2.3	2	0	0	0	0	5	3.8	
at Nebraska	02/26/12	16	1-3	.333	0-2	.000	2-3	.667	0	1	1	2.2	3	0	1	0	1	4	3.8	
vs MICHIGAN	3/2/12	12	2-4	.500	1-1	1.000	0-0	.000	0	0	0	2.2	0	1	0	0	0	5	3.8	
vs NEBRASKA	3/3/12	19	6-10	.600	1-4	.250	0-0	.000	0	1	1	2.1	1	0	1	0	3	13	4.1	
vs Florida	03/18/12	9	1-3	.333	1-1	1.000	1-2	.500	0	1	1	2.1	0	0	0	0	0	4	4.1	
Totals		1	433	50-116	.431	17-45	.378	15-23	.652	25	42	67	2.1	35	21	25	3	13	132	4.1

CAREER TOTALS • BIG TEN GAMES

Season	gp-gs min/avg		Total		3-Point		F-Throws		Rebounds											Scoring	
			fg-fga	pct	fg-fga	pct	ft-fla	pct	off	def	tot	avg								pts	avg
2011-12	16-1	193/12.1	18-45	.400	8-20	.400	6-7	.857	6	21	27	1.7	19	0	9	15	2	4	50	3.1	
TOTAL	16-1	193/12.1	18-45	.400	8-20	.400	6-7	.857	6	21	27	1.7	19	0	9	15	2	4	50	3.1	

CAREER TOTALS • ALL GAMES

Season	gp-gs	min/avg	Total		3-Point		F-Throws		Rebounds										Scoring	
			fg-fga	pct	fg-fga	pct	ft-fla	pct	off	def	tot	avg	pf	fo	ast	to	blk	stl	pts	avg
2011-12	32-1	433/13.5	50-116	.431	17-45	.378	15-23	.652	25	42	67	2.1	35	0	21	25	3	13	132	4.1
TOTAL	32-1	433/13.5	50-116	.431	17-45	.378	15-23	.652	25	42	67	2.1	35	0	21	25	3	13	132	4.1



SHELBI HONEYCUTT 11

SOPHOMORE • GUARD • 5-11

Siloam Springs, Ark. • Siloam Springs

2011-12 - FRESHMAN

Played in 11 games her first season ... scored two points in her first collegiate game Nov. 13 ... three points off the bench in the win over Charlotte ... was 3 of 3 from the free throw line and grabbed 11 rebounds on the season.

HIGH SCHOOL

Averaged 15 points, 10 rebounds, 4 assists and 3 steals during her senior season ... earned 5A all-state honors in 2010 ... a 5A West all-conference selection in 2011 ... team captain ... was a member of the USA Basketball's U19 team at the 2010 United World Games in Austria.



CAREER HIGHS

Points:..... 3 vs. Charlotte (12/19/11)
 FG: 1 Vs Charlotte (12/19/11)
 FGA:..... 3 (3x) last vs. Indiana (02/16/12)
 3FG: 0
 3FGA:..... 3 (2x) last vs. Indiana (2/16/12)
 FT: 2 vs. Tennessee State (11/13/11)
 FTA:..... 2 vs. Tennessee State (11/13/11)
 Rebounds:..... 2 (several times)
 Assists:..... 1 (several times)
 Steals 0
 Blocks:..... 0
 Minutes:.. 9 (3x) last vs. Charlotte (12/19/11)

2011-12 GAME-BY-GAME

Opponent	Date	gs	min	Total		3-Pointers		Free throws		Rebounds				pf	a	t/o	blk	stl	pts	avg
				fg-fga	pct	3fg-fga	pct	ft-fa	pct	off	def	tot	avg							
TENNESSEE STATE	11/13/11	3	0-0	.000	0-0	.000	0-0	2-2	1.000	0	0	0	0.0	0	1	0	0	0	2	2.0
HOWARD	11/22/11	2	0-1	.000	0-1	.000	0-0	.000	0-0	0	1	1	0.5	0	1	0	0	0	0	1.0
STONY BROOK	11/25/11	9	0-0	.000	0-0	.000	0-0	.000	0-0	0	2	2	1.0	1	1	0	0	0	0	0.7
CANISIUS	12/10/11	8	0-3	.000	0-3	.000	0-0	.000	0-0	1	1	2	1.3	0	0	0	0	0	0	0.5
SOUTHERN	12/13/11	9	0-1	.000	0-0	.000	0-0	.000	0-0	0	1	1	1.2	0	1	0	0	0	0	0.4
CHARLOTTE	12/19/11	9	1-3	.333	0-1	.000	1-1	1.000	1-1	1	1	2	1.3	0	0	0	0	0	3	0.8
SOUTHERN UTAH	12/20/11	4	0-2	.000	0-2	.000	0-0	.000	0-0	0	0	0	1.1	0	0	0	0	0	0	0.7
WASHINGTON STATE	12/22/11	2	0-1	.000	0-1	.000	0-0	.000	0-0	0	0	0	1.0	0	0	0	0	0	0	0.6
at Indiana	01/26/12	3	0-2	.000	0-2	.000	0-0	.000	0-0	1	0	1	1.0	0	0	0	0	0	0	0.6
INDIANA	02/16/12	5	0-3	.000	0-3	.000	0-0	.000	0-0	0	2	2	1.1	0	0	1	0	0	0	0.5
MINNESOTA	02/23/12	2	0-0	.000	0-0	.000	0-0	.000	0-0	0	0	0	1.0	0	0	0	0	0	0	0.5
Totals		0	56	1-16	.063	0-13	.000	3-3	1.000	3	8	11	1.0	1	4	1	0	0	5	0.5

CAREER TOTALS • BIG TEN GAMES

Season	gp-gs	min/avg	Total		3-Point		F-Throws		Rebounds											Scoring	
			fg-fga	pct	fg-fga	pct	ft-fa	pct	off	def	tot	avg	pf	fo	ast	to	blk	stl	pts	avg	
2011-12	3-0	10/3.3	0-5	.000	0-5	.000	0-0	.000	1	2	3	1.0	0	0	0	1	0	0	0	0.0	
TOTAL	3-0	10/3.3	0-5	.000	0-5	.000	0-0	.000	1	2	3	1.0	0	0	0	1	0	0	0	0.0	

CAREER TOTALS • ALL GAMES

Season	gp-gs	min/avg	Total		3-Point		F-Throws		Rebounds				Scoring							
			fg-fga	pct	fg-fga	pct	ft-fa	pct	off	def	tot	avg	pf	fo	ast	to	blk	stl	pts	avg
2011-12	11-0	56/5.1	1-16	.063	0-13	.000	3-3	1.000	3	8	11	1.0	1	0	4	1	0	0	5	0.5
TOTAL	11-0	56/5.1	1-16	.063	0-13	.000	3-3	1.000	3	8	11	1.0	1	0	4	1	0	0	5	0.5



MALEEKA KYNARD 12

SOPHOMORE • GUARD • 5-7

Toledo, Ohio • Roy C. Start

2011-12 - FRESHMAN

Played in 25 games off the bench, scoring 44 points (1.8 ppg) ... made 13 of 14 free throws on the season ... season-best seven points in the win over Washington State Dec. 22 ... scored six points and grabbed three rebounds off the bench vs. Southern Dec. 13 ... scored six again in the win over Southern Utah ... three-pointer and an assist in the win over Howard ... also hit a three off the bench at Michigan Jan. 7 ... three assists in nine minutes vs. Stony Brook ... two steals vs. Canisius and Southern Utah.

HIGH SCHOOL

Averaged 19 points, 5 assists, 4 steals and 1 rebound during her senior campaign ... a three-year captain at Roy C. Start High School and a four-year starter ... helped the Spartans to a state final four in 2011 and runner-up appearance in 2010 ... was a first-team all-city, league and state player as a senior ... ranked No. 41 in her position on ESPN *HoopGurlz* ... God Father is former Ohio State All-American and NBA player Jim Jackson.



CAREER HIGHS

Points:.....7 vs. Washington State (12/22/11)
FG:.....2 (several times)
FGA:.....6 vs. Southern (12/13/11)
3FG:.....1 (several times)
3FGA:.....3 vs. Minnesota (2/23/12)
FT:.....3 vs. Canisius (12/10/11)
FTA:.....4 vs. Canisius (12/10/11)
Rebounds:.....4 at Penn State (02/20/12)
Assists:.....3 vs. Stony Brook (11/25/11)
Steals:.....2 (3x) last at Nebraska (02/26/12)
Blocks:.....0
Minutes:.....19 vs. Minnesota (2/23/12)



2011-12 GAME-BY-GAME

Opponent	Date	gs	min	Total		3-Pointers		Free throws		Rebounds				pf	a	t/o	blk	stl	pts	avg
				fg-fga	pct	3fg-fga	pct	ft-fa	pct	off	def	tot	avg							
TENNESSEE STATE	11/13/11	6	0-0	.000	0-0	.000	0-0	.000	0-0	.000	0	1	1	1.0	2	0	0	0	0	0.0
HOWARD	11/22/11	2	1-1	1.000	1-1	1.000	0-0	.000	1	2	3	2.0	0	1	1	0	0	3	1.5	
STONY BROOK	11/25/11	9	0-0	.000	0-0	.000	2-2	1.000	0	0	0	1.3	0	3	2	0	0	2	1.7	
FLORIDA STATE	11/30/11	2	0-2	.000	0-2	.000	0-0	.000	0	0	0	1.0	0	0	0	0	0	0	1.3	
CANISIUS	12/10/11	9	0-1	.000	0-1	.000	3-4	.750	0	1	1	1.0	1	0	2	0	2	3	1.6	
SOUTHERN	12/13/11	13	2-6	.333	0-2	.000	2-2	1.000	1	2	3	1.3	2	1	0	0	0	6	2.3	
CHARLOTTE	12/19/11	9	0-2	.000	0-1	.000	0-0	.000	0	0	0	1.1	0	0	3	0	1	0	2.0	
SOUTHERN UTAH	12/20/11	7	2-2	1.000	0-0	.000	2-2	1.000	1	0	1	1.1	1	1	0	0	2	6	2.5	
WASHINGTON STATE	12/22/11	16	2-2	1.000	1-1	1.000	2-2	1.000	0	1	1	1.1	2	1	0	0	0	7	3.0	
at Wisconsin	12/30/11	7	0-0	.000	0-0	.000	2-2	1.000	0	0	0	1.0	3	0	1	0	0	2	2.9	
IOWA	01/02/12	2	0-0	.000	0-0	.000	0-0	.000	0	0	0	0.9	0	0	0	0	0	0	2.6	
at Michigan	01/07/12	15	1-2	.500	1-2	.500	0-0	.000	3	0	3	1.1	2	0	2	0	0	3	2.7	
NORTHWESTERN	01/12/12	2	1-1	1.000	1-1	1.000	0-0	.000	0	0	0	1.0	0	0	0	0	0	3	2.7	
at Michigan State	01/15/12	1	0-0	.000	0-0	.000	0-0	.000	0	0	0	0.9	1	0	0	0	0	0	2.5	
NEBRASKA	01/19/12	6	0-0	.000	0-0	.000	0-0	.000	0	0	0	0.9	1	0	0	0	0	0	2.3	
at Indiana	01/26/12	5	1-1	1.000	1-1	1.000	0-0	.000	0	1	1	0.9	3	0	0	0	0	3	2.4	
at Minnesota	01/29/12	1	0-0	.000	0-0	.000	0-0	.000	0	0	0	0.8	1	0	0	0	0	0	2.2	
WISCONSIN	02/06/12	2	0-0	.000	0-0	.000	0-0	.000	0	0	0	0.8	1	0	1	0	0	0	2.1	
at Illinois	02/09/12	1	0-0	.000	0-0	.000	0-0	.000	0	0	0	0.7	0	0	0	0	0	0	2.0	
INDIANA	02/16/12	13	1-3	.333	0-2	.000	0-0	.000	0	1	1	0.8	0	1	1	0	1	2	2.0	
at Penn State	02/20/12	16	0-1	.000	0-1	.000	0-0	.000	1	3	4	0.9	1	1	0	0	1	0	1.9	
MINNESOTA	02/23/12	19	0-4	.000	0-3	.000	0-0	.000	0	0	0	0.9	1	0	1	0	0	0	1.8	
at Nebraska	02/26/12	4	2-2	1.000	0-0	.000	0-0	.000	0	1	1	0.9	0	0	1	0	2	4	1.9	
vs NEBRASKA	3/3/12	4	0-1	.000	0-1	.000	0-0	.000	0	0	0	0.8	2	0	1	0	0	0	1.8	
vs Florida	03/18/12	0	0-0	.000	0-0	.000	0-0	.000	0	0	0	0.8	0	0	0	0	0	0	1.8	
Totals		0	171	13-31	.419	5-19	.263	13-14	.929	7	13	20	0.8	24	9	16	0	9	44	1.8

CAREER TOTALS • BIG TEN GAMES

			Total		3-Point		F-Throws		Rebounds											Scoring	
Season	gp-gs	min/avg	fg-fga	pct	fg-fga	pct	ft-fa	pct	off	def	tot	avg	pf	fo	ast	to	blk	stl	pts	avg	
2011-12	14-0	94/6.7	6-14	.429	3-10	.300	2-2	1.000	4	6	10	0.7	14	0	2	7	0	4	17	1.2	
TOTAL	14-0	94/6.7	6-14	.429	3-10	.300	2-2	1.000	4	6	10	0.7	14	0	2	7	0	4	17	1.2	

CAREER TOTALS • ALL GAMES

			Total		3-Point		F-Throws			Rebounds											Scoring	
Season	gp-gs	min/avg	fg-fga	pct	fg-fga	pct	ft-fa	pct	off	def	tot	avg	pf	fo	ast	to	blk	stl	pts	avg		
2011-12	25-0	171/6.8	13-31	.419	5-19	.263	13-14	.929	7	13	20	0.8	24	0	9	16	0	9	44	1.8		
TOTAL	25-0	171/6.8	13-31	.419	5-19	.263	13-14	.929	7	13	20	0.8	24	0	9	16	0	9	44	1.8		



AMERYST ALSTON

14

FRESHMAN • GUARD • 5-9

Canton, Ohio • McKinley

HIGH SCHOOL

Two-time Associated Press Ohio Ms. Basketball ... two-time first-team All-Ohio selection ... three-time Canton Repository Player of the Year ... two-time Federal League Player of the Year ... 2012 McDonald's All-American nominee ... Stark County career scoring leader with 2,032 points ... became McKinley's all-time leading scorer in her junior season ... averaged 25.2 points, 5.0 rebounds, 3.1 assists and 2.1 steals as a senior ... 21.0 points, 5.0 rebounds, 3.8 assists and 3.4 steals as a junior ... four-year starter and MVP for Canton McKinley, leading the Bulldogs to a 93-12 record in her four years ... helped McKinley to three Federal League championships, four Round of 16 appearances, two state tournaments, a 2010 State Championship and one state poll championship ... 2011 USA Basketball U-17 World Championship and Youth Olympic team finalist ... a four-star prospect by ESPN Hoopgurlz.



LISA BLAIR

21

FRESHMAN • CENTER • 6-6

Brooklyn, N.Y. • Nazareth Regional

HIGH SCHOOL

McDonald's All-American nominee ... A three-star prospect and rated the 38th best center in the nation by ESPN Hoopgurlz ... averaged 12.0 points, 10.0 rebounds and 10.0 blocks as a senior ... helped lead Nazareth to the 2009 and 2011 Catholic City and state championship ... member of Exodus AAU team ... honorable mention All-New York City ... 2010 Rose Classic Most Improved Player ... six-time Rose Classic All-Star and champion ... member of the 2008-2009 Catholic City and State Champs.



CAIT CRAFT

13

FRESHMAN • GUARD • 6-1

Findlay, Ohio • Liberty-Benton

HIGH SCHOOL

2012 Ohio Division III Player of the Year ... averaged 21.4 points and 6.7 rebounds, 3.8 assists and 4.3 steals her senior season ... led the Blanchard Valley Conference in scoring her senior season ... 2011 and 2012 First Team Division III All-Ohio selection ... led Liberty-Benton to an outright Blanchard Valley Conference title and three OHSAA state tournament berths in four years ... 2011-12 District 8 Division I-II-III Player of the Year ... averaged 21.1 points, 7.5 rebounds, 3.9 assists and 5.4 steals as a junior ... named MVP of the 2010 Division III state tournament in leading the Eagles to a state championship ... surpassed 1,000 points in her junior season ... helped the Eagles to their first state appearance as a freshman while averaging 9.2 ppg ... averaged 17.6 ppg as a sophomore while breaking the school's three-point shooting record along the way ... National Honor Society ... carried a 4.0 grade-point-average ... sister of Aaron Craft on the Ohio State men's basketball team.



JIM FOSTER

HEAD COACH | 11TH SEASON | TEMPLE '80

Jim Foster is in his 11th season at Ohio State and his 35th overall as a head coach in 2012-13. His collegiate experience consists of jobs at Ohio State, Vanderbilt and St. Joseph's (Pa.) universities. Throughout his coaching career, the Abington, Pa., native has posted a 765-294 (.722) record and his squads have made 27 postseason appearances (26 NCAA tournaments), including 13 consecutive NCAA tournaments. His is the seventh-winningest active coach in Division I (by wins) and is just the second collegiate coach - men's or women's at any level - to win at least 200 games at three different schools.

At Ohio State, he has helped the Buckeyes qualify for a school-record 10 consecutive NCAA tournaments and rank in the national Top 10 in five of the last seven seasons. A four-time Big Ten coach of the year (2005-07, '09), he led the Buckeyes to a record-setting sixth consecutive Big Ten regular season title and a second straight tournament title in 2010 while setting a program record with 31 wins. During the last eight seasons, Ohio State has the ninth-most wins (218) in Division I women's college basketball and is one of eight schools to win at least 20 games over the last 10 years.

Since he was hired, Foster has mentored seven McDonald's High School All-Americans, seven WNBA Draft picks and three State Farm/WBCA/USBWA All-Americans in Jantel Lavender (2009, '10, '11), Jessica Davenport (2005, '06, '07) and Samantha Prahalis (2012). In the process, he and his players have turned Value City Arena into one of the most intimidating venues for opposing teams as his Buckeyes have posted a remarkable 132-9 record at home over the last eight years and a 159-13 mark overall.

But probably the most impressive statistic goes way beyond wins, tournament berths and championships. Throughout his coaching career, Coach Foster has preached the importance of academics. And in addition to his players consistently earning high marks in the classroom, nearly every student-athlete who has played for Foster at St. Joe's, Vanderbilt and Ohio State has gone on to earn their degree. Most recently, the women's basketball squad was honored once again with an APR (Academic Progress Rate) score in the top 10 percent of all Division I squads in the sport.

BUCKEYES MAKE 10TH CONSECUTIVE NCAA TOURNAMENT IN 2012

Ohio State had just one senior and featured the youngest team in the Big Ten in 2011-12, but that didn't stop the Buckeyes from "spinning" a few heads. The new-look, up-tempo Buckeyes charged out of the gates, starting the season 15-0 -- its best start in program history -- and moved into the Top 10 in both major polls en route to a 25-7 season that ended with the program's 10th consecutive trip to the big dance.

Senior Samantha Prahalis enjoyed a record-breaking season, capturing Big Ten player of the year and USBWA First Team All-America honors. That season she became the Big Ten's all-time assists leader (901) and finished her career fourth on Ohio State's career scoring list (2,010) -- the fourth Buckeye to surpass 2,000 points. Foster also mentored junior guard Tayler Hill to first team All-Big Ten and All-Defensive Team honors for the second straight season while junior Amber Stokes was named Big Ten Defensive Player of the Year.

In April, Prahalis was drafted sixth overall in the 2012 WNBA Draft by the Phoenix Mercury, becoming the 10th Buckeye to be drafted in the Foster era.

A RETURN TO THE SWEET 16 IN 2011

Last season the Buckeyes went 24-10, captured their third straight Big Ten tournament title and advanced to their second Sweet 16 in three years -- but not before experiencing some bumps in the road. After starting the season 7-0 and ranked in the top 10, the Buckeyes dropped nine of their next 15 games to drop out of the AP Top 25 for the first time in 130 weeks. After many had written the Buckeyes off, Foster rallied his troops to win their next 11 games that took them all the way to the NCAA Sweet 16 where they eventually lost to No. 1 seed Tennessee.

All-American Jantel Lavender would go on to become the first Big

Ten player - men's or women's - to win Big Ten player of the year honors all four years and also earn WBCA All-America honors for the third year in a row. She broke numerous Ohio State and Big Ten records while becoming OSU's all-time leading scorer (2,818) and rebounder (1,422) and setting an NCAA record by scoring in double-figures in all 136 career games. Samantha Prahalis would earn second team all-Big Ten honors, Tayler Hill was named to the all-defensive team while Ashley Adams earned a spot on the all-freshman team. In April 2011, Lavender was chosen 5th overall by the Los Angeles Sparks in the WNBA Draft.

OHIO STATE MAKES BIG TEN HISTORY IN 2010

Foster's Buckeyes continued their dominance in 2009-10, doing what no Big Ten basketball team - men's or women's - has done in the history of the conference in winning their sixth-consecutive league championship and the school's 13th overall. They set a school-record with 31 victories (31-5) and finished 15-3 in the Big Ten before winning the Big Ten tournament for the second year in a row and the third in the past five years. The Buckeyes also became the earliest team to clinch the Big Ten with its victory over Purdue on Feb. 11, both in terms of calendar days and games remaining. Ohio State also won the 2009 Preseason WNIT, scoring more than 90 points in all four wins over Eastern Illinois, Bowling Green, West Virginia and Oklahoma State and set a WNIT scoring record with 367 points in the four games. En route to scoring just below 80 points per game, Ohio State set a school record with 238 three-pointers and led the NCAA in 3FG percentage (40.2 percent). They set a conference record with 17 made three-pointers in the road win at Penn State.

Individually, Jantel Lavender earned State Farm/WBCA All-America honors for the second straight year, the fifth Ohio State All-American in the past six years. Lavender also won Big Ten player of the year honors for the third year in a row and became the first Buckeye to score 2,000 points in her junior season.

First team all-Big Ten selection and honorable mention All-American Samantha Prahalis emerged as one of the top point guards in the country as a sophomore, setting a Big Ten record with 289 assists and becoming just the second player over the past 10 years to average at least 16.0 points and 8.0 assists per game. Junior Brittany Johnson, who set a program record with a .481 3FG percentage, was an honorable mention all-Big Ten selection while senior Shavelle Little was named to the all-defensive team.

BUCKEYES TIE BIG TEN RECORD WITH FIFTH-STRAIGHT TITLE IN 2009

The 2008-09 season saw the Buckeyes run and gun to a record-tying fifth straight Big Ten championship, a Big Ten tournament title and a berth in the NCAA Sweet 16 as Foster won his fourth Big Ten coach of the year honor in the past five years and his third Dispatch Ohio coach of the year honor. Foster made his 10th trip to the Sweet 16 -- eight at Vanderbilt and two at Ohio State -- as the Buckeyes made a school record-tying seventh consecutive and 18th overall appearance in the NCAA tournament. The Scarlet and Gray finished the season 29-6, tying for the third-most wins in Division I.

A plethora of individual honors followed. Sophomore Jantel Lavender took home State Farm/WBCA and USBWA All-America honors -- the fourth WBCA All-American at Ohio State in the past five years and the sixth different All-American under Foster in his career. Lavender also won Big Ten player of the year honors for the second consecutive season and was named the Big Ten tournament's most outstanding player. She was the only Division I player to rank in the Top 20 in scoring (11th, 20.8), rebounding (10th, 10.9) and field goal percentage (20th, .541) and set a Big Ten single-season record with 374 rebounds.

Bursting onto the national scene was rookie point guard Samantha Prahalis who was named Big Ten freshman of the year by the coaches and media, a second team selection by the media and a finalist for the Nancy Lieberman Award, given to the nation's most outstanding point guard. Prahalis set an Ohio State freshman record with 203 assists, good for second on the all-time single-season list, and led the Big Ten with

5.8 assists per game, good for 15th nationally.

Junior Shavelle Little became the second player in conference history to be named league's defensive player of the year in consecutive seasons while senior Star Allen was named all-Big Ten third team by both the coaches and the media.

FOUR IN A ROW IN 2008

Though it doesn't reflect in the overall record, Foster may have pulled off one of his best coaching jobs in 2007-08. Despite the loss of All-American and three-time Big Ten player of the year Jessica Davenport, All-Big Ten performer Brandie Hoskins and Stephanie Blanton, Foster led a relatively young and inexperienced squad to a fourth-consecutive Big Ten crown (co-champs with Iowa) and made their sixth-straight appearance in the NCAA tournament, finishing 22-9 overall and 13-5 in the Big Ten. For a majority of the season, Foster featured a starting lineup that saw just one returning starter (Marscilla Packer) from the previous season while being forced to shuffle his regular starting lineup on more than a few occasions.

The Buckeyes were led by freshman phenom Jantel Lavender, who enjoyed the greatest season by an Ohio State freshman since Katie Smith in 1993. Lavender was voted the 2008 Big Ten co-Player of the Year (coaches), becoming the first Big Ten freshman – men's or women's – to win player of the year honors. She also was named the Big Ten player of the week a record four times by a rookie. An honorable mention Associated Press All-American, Lavender was the second-leading freshman scorer (17.6 ppg) and third-leading freshman rebounder (9.9 rpg) in the nation and ranked among the Top 3 in the Big Ten in three major categories. The Cleveland native set Ohio State freshman records for field goals (232) and rebounds (306) in a season while her 306 boards tied her for the second-most all-time.

Point guard Shavelle Little battled a knee injury during the second half of the season, but still took home Big Ten Defensive Player of the Year honors despite not playing at 100 percent the last two months of the season. Marscilla Packer, a second-team All-Big Ten performer, finished her career second on Ohio State's all-time 3-point list with 236 makes. In April 2008, Packer was selected in the third round of the WNBA Draft by the Phoenix Mercury -- the fifth Buckeye under Foster's watch to be drafted. Junior Ashlee Trebilcock, an honorable mention All-Big Ten pick, started all 31 games, averaging 11.0 points in Big Ten games.

Foster also watched the senior class of Packer, Tamarah Riley and Alice Jamen go out as the winningest class in school history with 109 victories and four Big Ten championships.

THREE-PEAT COMPLETE IN 2007

The 2006-07 season saw the Buckeyes successfully defend their reign as Big Ten champion for the third season in a row. The Buckeyes finished 28-4 overall and 15-1 in league play. Ohio State won 17 consecutive games and got off to its best regular season (24-1) and Big Ten (13-0) start in team history. The Buckeyes shot 51 percent and led the country for the third time in the last three seasons.

Foster became the first in Big Ten history to win three coach of the year honors in succession. He guided Jessica Davenport to her third-consecutive Big Ten player of the year honor and also helped Brandie Hoskins land All-Big Ten first team honors. Star Allen, in her first season as a starter, was awarded second-team all-league and Marscilla Packer took third team laurels for the third year in a row.

BUCKEYES SUCCESSFULLY DEFEND BIG TEN CROWN IN 2005-06

In 2005-06, Foster guided OSU to a 29-3 overall mark that included a program record-tying 20-game win streak. Under Foster, Ohio State gained its second-consecutive Big Ten regular season title and won the Buckeyes' first all-time conference tournament championship. Following the league titles, Ohio State earned its second all-time No. 1 seed in the NCAA tournament and first since the 1993 season.

The Buckeyes led the Big Ten in seven overall team categories, including field goal percentage, field goal percentage defense, assists and points allowed per game. For the fourth season in a row, Ohio State ranked in the national Top 5 in field goal percentage at .492 (904-1,836).

A 2006 Naismith Coach of the Year finalist and repeat winner of the Big Ten Coach of the Year honor, Foster helped Jessica Davenport also repeat as Big Ten Player of the Year as she led the conference in scoring, field goal percentage, rebounds and blocked shots. Davenport also gained her second-consecutive spots on the WBCA/Kodak, Associated Press and USBWA All-America teams.

Debbie Merrill, Brandie Hoskins and Marscilla Packer all landed 2006 All-Big Ten honors. Packer led the league in 3-point field goals and 3-point field goal percentage. From her post position, Merrill topped the Buckeyes in assists and was second in the conference in assists-to-turnover ratio. She was drafted by

JIM FOSTER QUICK FACTS...

FULL NAME: Jim Foster

HOMETOWN: Cheltenham, Pa.

ALMA MATER: Temple, 1980

CHILDREN: Two Sons – Christian and Andrew. Daughter-in-law, April, and grandsons, George and Oliver.

BORN: Oct. 16, 1948; Abington, Pa.

HIGH SCHOOL: Cardinal Dougherty (Philadelphia, Pa.)

MARRIED: To the former Donna Ries

Coaching Career: 765 career victories ranks No. 8 among active Division I coaches and No. 9 all-time

The Ohio State University, Columbus, Ohio: Head Coach, 11th season, 261-69

Vanderbilt University, Nashville, Tenn: Head Coach, 11 seasons, 256-99

St. Joseph's University, Philadelphia, Pa: Head Coach, 13 seasons, 248-126

Bishop McDevitt High School, Wyncote, Pa., Boys Assistant Coach and Girls Head Coach, five seasons

International Coaching Experience:

2003 Young Women's National Team – Head Coach, Gold Medal

1997 World University Games – Head Coach, Gold Medal

1993 Junior National Team – Head Coach

1992 Olympic Team – Assistant Coach, Bronze Medal

1991 Junior National Team – Head Coach

1990 World Championship Team – Assistant Coach, Gold Medal

1989 World Junior Championships – Assistant Coach

1987 Olympic Festival – Assistant Coach, Gold Medal/Women's

the WNBA's Connecticut Sun in April. Hoskins added 2006 Big Ten Tournament Most Outstanding Player to her regular season honor.

In addition, guard Kim Wilburn was named 2006 Big Ten Defensive Player of the Year after she led the league in steals for the third time in four seasons.

Academically, four Buckeyes earned Academic All-Big Ten status. Tia Battle and Candace Dark gathered their second and third such honors, respectively, while Stephanie Blanton and Alice Jamen gained their second and first academic league honors.

BUCKEYES REACH NEW HEIGHTS IN FOSTER'S THIRD YEAR

In 2004-05, Foster helped Ohio State to its first 30-win campaign in program history and a share of the Big Ten regular season title for the first time since 1992-93.

The team also established program records in games played, three-point field goals, three-point field goal percentage, free throw percentage, assists and blocks, while leading the nation with a 50.8 field goal percentage.

Foster became Ohio State's first Big Ten Coach of the Year since Tara VanDerveer received the honor in 1984 and '85. The 2004-05 Buckeyes' shared the league title with Michigan State, the eventual national runner-up, and earned OSU's first No. 1-seed in the Big Ten tournament. Ohio State's perfect 17-0 record in Columbus was the best for any squad in the 40-year history of OSU basketball. Foster's 2004-05 squad was ranked No. 2 in the AP rankings for three-consecutive weeks. The No.2 ranking is the highest in OSU program history.

Foster mentored several Buckeyes to individual honors in the 2004-05 season, including center Jessica Davenport, who was selected Big Ten Player of the Year by both the coaches and media. A first-team selection on the Associated Press and Kodak/WBCA All-America teams, Davenport was a finalist for the Wooden Award, the Naismith Trophy and Wade Trophy for national player of the year.

During the season, Davenport collected five Big Ten player of the Week honors and also was named WBCA Player of the Month for January.

In addition, Caity Matter earned her third second-team honor from the conference, while Hoskins was named third-team and later picked up all-tournament accolades.

Matter also was named an honorable mention All-American by the AP and was selected as a WBCA All-Star.

Personally, Foster was recognized as a finalist for the WBCA Coach of the Year award and Naismith Coach of the Year award. For the second time in three seasons, he was voted the Columbus Dispatch Ohio Collegiate Coach of the Year.

YEAR TWO IN COLUMBUS

Foster's second year at Ohio State continued the momentum he built during his inaugural campaign in Columbus. The Buckeyes went 21-10, made a trip to the second round of the 2004 NCAA Tournament and won 11 of their final 14 contests to finish third (11-5) in a conference that touted a Final Four team and two Top 5 squads.

The top shooting team in the country with a .510 average, Foster's team produced two members of the Ohio State 1,000-point club (Caity Matter and LaToya Turner) and four all-conference selections, including two from Foster's initial recruiting class at Ohio State.

The media chose Jessica Davenport as the 2004 Big Ten Freshman of the Year and fellow rookie Brandie Hoskins joined Davenport on the 2004 Big Ten Coaches' All-Freshman Team. Matter, a junior, earned spots on both the media and coaches' second teams and Turner, a senior, was a third-team media pick and an honorable mention coaches' honoree with Davenport. Davenport also landed a spot on the coaches' honorable mention all-league squad.

In the fall of 2003, Alice Jamen, McDonald's All-American Marsilla Packer and McDonald's All-American Nominee Tamarah Riley committed to Ohio State and joined sophomore transfer Tia Battle to comprise Foster's second recruiting class.

FIRST YEAR AS BUCKEYE HEAD COACH

In his initial year with the Buckeyes, Foster, the seventh head basketball coach at Ohio State, became the first Ohio State women's coach named Columbus Dispatch Ohio Women's College Basketball Coach of the Year. The Buckeyes' 22-10 record was the best since the 1992-93 season and the squad's 14-0 home record was only the eighth time in Ohio State history, and the first since the 1992-93 season, that a Buckeye team was perfect in Columbus. The squad finished with a No. 20 ranking in the Associated Press' final poll. In addition to the NCAA accomplishments, Foster's Ohio State team cracked the Top 25 in January of 2003 for the first time since the 1998-99 season. The Buckeyes, who earned a No. 4 seed in the NCAA tournament, won the opening round game against Weber State, 66-44, and were eliminated by No. 5 Louisiana Tech on the Lady Techsters' home court. Additionally, Ohio State made it to the Big Ten tournament championship game for the first time since 1994-95 by beating No. 5 Michigan State (71-55) and No. 1 Penn State (72-61) before falling to No. 3 Purdue, 67-65.

During the 2002-03 season, two Buckeye players were named Big Ten player of the week for the first time since the 1994-95 season, two games took place in historic St. John Arena and senior Courtney Coleman, a WBCA/Kodak All-America Honorable Mention selection, was drafted as the first pick of the second round to the WNBA's Connecticut Sun. Coleman won the NCAA field-goal percentage title and sophomore Caity Matter was given the 2003 Edward S. Steitz Award, which is given to the best 3-point shooter in the country. Additionally, Coleman, Matter and freshman Kim Wilburn received an abundance of all-conference accolades.

Michelle Muñoz joined McDonald's All-Americans in Jessica Davenport and Brandie Hoskins and the 2003 Dispatch/Agonis Club Co-Player of the Year Stephanie Blanton as Foster's inaugural recruiting class at Ohio State. Joe Smith, director of Women's Basketball News Service, tabbed Foster's first recruiting class as "one of the top two or three classes in the country."

PRIOR TO OHIO STATE

At Vanderbilt, Foster compiled a 256-99 record in 11 seasons (1991-2002) with an impressive .721 winning percentage, a 1993 Final Four appearance, four Elite Eight trips and three Sweet 16 finishes. During his tenure with the Commodores, 10 of his teams finished the season ranked in the Top 25.

During the 2001-02 season, Vanderbilt mirrored what had come to be expected of the Commodores. Foster's team earned a second Elite Eight finish in as many years, a Southeastern Conference (SEC) tournament championship, No. 4 Associated Press and No. 5 USA Today/ESPN rankings and his second 30-win campaign. In addition, Foster recorded his 500th career victory with an 81-78 win over Arkansas in the SEC tournament semifinal game March 2, 2002.

Taking the head coaching position at Vanderbilt May

22, 1991, Foster quickly made his mark on the program. Vanderbilt finished among the Top 10 for the first time (No. 7 in the USA Today/CNN poll) and made its best postseason finish at that time - an Elite Eight appearance in the 1992 NCAA Tournament. Season-ticket sales tripled at Vanderbilt by the beginning of the 1992-93 season and the Commodores were championship contenders at both the conference and national levels.

Prior to Foster's arrival, Vanderbilt had yet to win more than half its conference games, but he quickly reversed that trend. Under his leadership, the Commodores captured three SEC postseason tournament championship titles (1993, '95 and 2002) and made five trips (1993, '94, '95, 2001 and '02) to the SEC tournament championship game.

During the 1992-93 season, Foster's squad tallied a record-setting 30-3 season that included a No. 1 ranking, the SEC postseason tournament title and ultimately a spot in the Final Four. (Coincidentally, Ohio State also was in the Final Four that year but the teams did not meet.) Notably, the battle against intrastate rival Tennessee Jan. 30, 1993 featured the top two teams in the nation battling it out in Memorial Gymnasium. It marked the first women's basketball game at Vanderbilt to be an advance sellout. Additionally, Foster was named the 1993 United States Basketball Writers Association Coach of the Year.

Prior to his Vanderbilt appointment, Foster spent 13 years at St. Joseph's (Pa.) University (1978-91), where he recorded a 248-126 (.663) record and seven postseason appearances (six NCAA and one AIAW - Association of Intercollegiate Athletics for Women). During a span of six years (1985-90), the Hawks captured 1985, 1989 and 1990 first-place finishes in the Atlantic 10 Conference, six 20-plus win seasons and competed in the NCAA tournament every year. In 1985, Foster garnered NCAA coach of the year honors. His team was 25-5 that season, won the Atlantic 10 Conference title and made the NCAA tournament.

HIGH MARKS IN THE CLASSROOM

Points, steals and rebounds have little to do with Foster's most impressive record - the achievements of his players in the academic arena.

At Ohio State, Foster's 2002-03 team produced four OSU Scholar-Athletes and the number increased to six in 2003-04 and 2004-05. In each of his first two seasons, three Buckeyes were named to academic All-Big Ten squads. In 2004-05, that number increased to five league academic honorees and was counted off at four in 2005-06 and 2006-07.

Caity Matter completed her senior season in 2004-05 as a first-team member of the Senior CLASS award - Celebrating Loyalty and Achievement for Staying in School - Award, which is given to the outstanding female and male senior NCAA Division I basketball player. In 2003, Courtney Coleman was named a member of the second team for the 2003 Senior CLASS Award.

Student-athletes under Foster's leadership have earned numerous academic honors. Among the accolades are GTE CoSIDA Academic All-America, district and honorable mention Academic All-America, the SEC's prestigious Bud McWhorter Award and Vanderbilt's Academic Athlete of the Year honors.

In 2007, Stephanie Blanton was named Academic All-District as a health sciences major.

During his 11-year tenure at Vanderbilt, Foster coached 54 SEC academic honor roll players. Notably in 1992, Vanderbilt set a conference record with nine players named to the SEC academic honor roll and in 1993 the entire starting lineup from the Final Four team was named to the conference honor roll. Foster also coached one academic All-American and two district All-Americans while at St. Joseph's.

CONTRIBUTIONS BEYOND THE COURT

Foster has made his mark throughout the basketball community in roles other than coaching. Foster was selected to join the NCAA Women's Basketball Rules Committee in September of 2003 for a four-year appointment.

In 1992, he became the first and only male to be elected president of the Women's Basketball Coaches Association, a group whose mission is to "promote women's basketball by unifying coaches at all levels to develop a reputable identity for the sport of women's basketball and to foster and promote the development of the game in all of its aspects as an amateur sport for women and girls."

Foster's contribution to the game of basketball also can be witnessed indirectly. More than 20 of Foster's former players are now coaches at every level of the game. Additionally, a number of his former assistants are now guiding their own programs, most notably Connecticut's Geno Auriemma, Notre Dame's Muffet McGraw, Kansas State's Deb Patterson and St. Joseph's Cindy Griffin.

Besides basketball, Foster also has experience at the administration level. From Nov. 21, 1995 to Aug. 1, 1996 Foster was Vanderbilt's interim athletics director, during which time he oversaw 15 varsity sports and about 300 student-athletes. Described as being "anything but just a caretaker," Foster added to the diversity of the university by hiring women and minorities to the athletics department's management team. During his appointment, Vanderbilt went through the NCAA certification process and was ultimately granted certification in 1997.

Foster's influence and efforts reached beyond the Vanderbilt athletics department. In 1996, Foster was honored by the Vanderbilt Opportunity Development Center with an Affirmative Action award for his efforts to help diversify the Vanderbilt community and to elevate the lives of others in Nashville.



INTERNATIONAL INVOLVEMENT

Foster has a long-standing relationship with USA Basketball, the national governing body in the United States. He earned a gold medal at the helm of the 2003 USA Basketball World Championship For Young Women team, which was comprised of a dozen 21-and-under elite athletes chosen from the USA Basketball Women's National Team Trials at the U.S. Olympic Training Center in Colorado Springs, Colo. The team went 7-1 and brought home the gold medal from the inaugural FIBA World Championship For Young Women event, which took place July 25-Aug. 3 in Sibenik, Croatia. Notably, Ohio State junior guard Caity Matter and sophomore point guard Kim Wilburn were both invited to the trials. Matter was extended an invitation to join the Young Women's team.

Foster was named the 2003 USA Basketball Developmental Coach of the Year and Matter earned a spot as part of the 2003 USA Basketball Team of the Year, both of which honors were selected by the USA Basketball Executive Committee. Foster and Matter (as part of the team) were also nominated by USA Basketball for the U.S. Olympic Committee's developmental coach of the year and team of the year awards, respectively.

In August 2005, Jessica Davenport and Brandie Hoskins were selected to play for USA Basketball at the World University Games in Izmir, Turkey. The junior tandem helped Team USA post a 7-0 mark for the tournament and claim the gold medal.

Prior to his appointment in the summer of 2003, Foster served as the head coach during the 1997 World University Games at Marsala, Sicily, Italy. The United States had not won gold in that particular event since 1991, but under Foster, the Americans were undefeated (6-0) and averaged 93 points a game. The U.S. defeated Cuba 100-82 in the gold medal game.

He also served as the head coach for both the USA Junior World Championship squad in 1993 and the Junior National Team in 1991. Foster was an assistant coach for gold-medal winning teams at the World Championship (1990), Goodwill Games (1990) and U.S. Olympic Festival (1987). He also was an assistant coach for the 1992 U.S. Olympic Team that captured the bronze medal in Barcelona, Spain.

Besides coaching contributions, Foster also served on two selection committees for USA Basketball. From 1989-92, Foster was on the USA Basketball Games Committee, which selected players and staff for various teams, including the 1990 World Championship team, the 1992 Olympic team and staff and players for all collegiate-level teams. He also served on the USA Basketball Player Selection Committee from 1993-96, which chose players to fill rosters on different teams, such as the 1994 World Championship team, the 1995-96 Women's Senior National team and the 1996 Olympic team, not to mention a variety of collegiate-level squads.

Foster also has been invited to numerous coaching clinics around the world, including Korea, Australia and Croatia.

FOSTER'S YEARLY RECORDS

Year	University	Overall		Conference		Conference	Postseason
		W	L	W	L		
1978-79	St. Joseph's	16	9	N/A	N/A	N/A	AIAW First Round
1979-80	St. Joseph's	11	15	3	1	Big 5*	-
1980-81	St. Joseph's	14	11	2	2	Big 5	-
1981-82	St. Joseph's	16	12	2	2	Big 5	-
1982-83	St. Joseph's	15	13	3	1	Big 5	-
1983-84	St. Joseph's	17	10	3 • 3	1 • 5	Big 5 • Atlantic-10	-
1984-85	St. Joseph's	25	5	4 • 7	0 • 1	Big 5 • Atlantic-10	NCAA First Round
1985-86	St. Joseph's	22	7	2 • 12	1 • 4	Big 5 • Atlantic-10	NCAA Second Round
1986-87	St. Joseph's	23	9	3 • 14	1 • 4	Big 5 • Atlantic-10	NCAA Second Round
1987-88	St. Joseph's	24	8	3 • 16	1 • 2	Big 5 • Atlantic-10	NCAA Second Round
1988-89	St. Joseph's	23	8	2 • 16	2 • 2	Big 5 • Atlantic-10	NCAA Second Round
1989-90	St. Joseph's	24	7	4 • 16	0 • 2	Big 5 • Atlantic-10	NCAA First Round
1990-91	St. Joseph's	18	12	4 • 10	0 • 8	Big 5 • Atlantic-10	-
1991-92	Vanderbilt	22	9	6	5	SEC	NCAA Elite Eight
1992-93	Vanderbilt	30	3	9	2	SEC	NCAA Final Four
1993-94	Vanderbilt	25	8	9	2	SEC	NCAA Sweet 16
1994-95	Vanderbilt	28	7	8	3	SEC	NCAA Sweet 16
1995-96	Vanderbilt	23	8	7	4	SEC	NCAA Elite Eight
1996-97	Vanderbilt	20	11	6	6	SEC	NCAA Sweet 16
1997-98	Vanderbilt	20	9	9	5	SEC	NCAA First Round
1998-99	Vanderbilt	13	14	6	8	SEC	-
1999-00	Vanderbilt	21	13	6	8	SEC	NCAA Second Round
2000-01	Vanderbilt	24	10	8	6	SEC	NCAA Elite Eight
2001-02	Vanderbilt	30	7	10	4	SEC	NCAA Elite Eight
2002-03	Ohio State	22	10	10	6	Big Ten	NCAA Second Round
2003-04	Ohio State	21	10	11	5	Big Ten	NCAA Second Round
2004-05	Ohio State	30	5	14	2	Big Ten	NCAA Sweet 16
2005-06	Ohio State	29	3	15	1	Big Ten	NCAA Second Round
2006-07	Ohio State	28	4	15	1	Big Ten	NCAA First Round
2007-08	Ohio State	22	9	13	5	Big Ten	NCAA First Round
2008-09	Ohio State	29	6	15	3	Big Ten	NCAA Sweet 16
2009-10	Ohio State	31	5	15	3	Big Ten	NCAA Second Round
2010-11	Ohio State	24	10	10	6	Big Ten	NCAA Sweet 16
2011-12	Ohio State	25	7	11	5	Big Ten	NCAA First Round

*The Big 5 is a city-wide series between Philadelphia schools: La Salle, Pennsylvania, St. Joseph's, Temple and Villanova.

OVERALL (34 years)	765	294	.722
Ohio State (10 years)	261	69	.790
Vanderbilt (11 years)	256	99	.721
St. Joseph's (13 years)	248	126	.663

OVERALL CONFERENCE	342	130	.725
Big Ten (10 years)	129	37	.780
SEC (11 years)	84	53	.613
Big 5 (12 years)	35	12	.745
Atlantic 10 (12 years)	94	28	.770



DEBBIE BLACK

ASSISTANT COACH | 8TH SEASON | ST. JOSEPH'S UNIVERSITY



COACHING CAREER

2005-present

Ohio State Assistant Coach

1999-00

Vanderbilt Assistant Coach

PLAYING CAREER

1985-88

St. Joseph's University
(Head Coach Jim Foster)

1989-96

Hobart Islanders
(Australian Professional Team)

1996-98

Colorado Xplosion
(American Basketball League)

1999

Utah Starzz (WNBA)

2000-02

Miami Sol (WNBA)

2001

Sicilian Professional Team

2003-04

Connecticut Sun (WNBA)

Debbie Black is beginning her eighth season as an assistant coach for the Buckeyes in 2012-13.

She rejoined Jim Foster's coaching staff after closing out a stellar 18-season professional career in 2005. Black, who played for Foster at St. Joseph's from 1985-88, is in her second stint as an assistant with her former mentor. She previously coached with Foster in 1999-2000 at Vanderbilt. During her tenure, Black has helped the Buckeyes land several top recruits while assisting in the development of several Buckeye guards over the years.

Last season Black oversaw one of the top backcourts in the nation in Samantha Prahalis, Tayler Hill and Amber Stokes. Prahalis took home USBWA All-America and Big Ten player of the year honors and joined Hill on the first team All-Big Ten squad while Stokes took home Big Ten defensive player of the year honors. In April, Prahalis was chosen sixth overall in the WNBA Draft by the Phoenix Mercury.

In 2011 Black helped mentor sophomore guard Tayler Hill to Big Ten all-defensive team honors while helping point guard Samantha Prahalis lead the Big Ten in assists for the second straight year. The year prior, Prahalis led the Big Ten and finished in the top 5 nationally in assists while earning first team all-Big Ten honors.

In 2008-09, Black helped two of her guards win Big Ten individual honors as Little repeated as defensive player of the year while rookie Samantha Prahalis won freshman of the year honors after leading all freshmen in scoring (10.2 ppg) and leading all players with 5.8 assists per game. Prahalis would go on to win first team All-Big Ten honors in 2009-10 while Little was named to the all-defensive team for the third consecutive year.

In 2007-08 Black helped Shavelle Little flourish into the best on-the-ball defender in the conference as Little took home Big Ten defensive player of the year honors as a sophomore while leading the league in steals.

In 2006-07, Black helped break in a pair of freshmen point

guards. Black mentored Maria Moeller, a starter in all 32 games, to rank third in the Big Ten in assist-to-turnover. Little was not far behind Moeller that year, playing in 29 games and pocketing 41 steals.

In Black's first season with the Buckeyes in 2005-06, the former WNBA Defensive Player of the Year guided Ohio State guard Kim Wilburn to 2006 Big Ten Defensive Player of the Year honors.

Black ended her professional career April 13, 2005, retiring from the Connecticut Sun of the WNBA. She also played with Miami and Utah of the WNBA after All-Star seasons with the Colorado Xplosion of the American Basketball League. With the Xplosion, Black recorded a rare feat with a quadruple-double against the Atlanta Glory Dec. 8, 1996 when she scored 10 points, handed out 12 assists, pulled down 14 rebounds and recorded 10 steals.

In the all-time WNBA records book, Black retired ranked No. 8 in career steals (315) and tied for 10th in assists (612). Black also is first all-time in career steal-to-turnover ratio and fourth in career steals per game (2.26). She was the WNBA Defensive Player of the Year with the Miami Sol in 2001. She finished her ABL career as the all-time leader in steals (330) and ranked second in assists (608) and was named 1997 ABL Defensive Player of the Year.

At St. Joseph's, Black helped lead the Hawks to two Big 5 championships and an Atlantic 10 title. A native of Philadelphia, Black completed her collegiate career ranked as St. Joe's all-time career leader in assists (718) and steals (572). A multi-sport athlete, Black earned 12 varsity letters in basketball, field hockey and softball. She reaped many awards on the court, including 1988 All-District and All-Atlantic 10 Conference First Team honors after being named second-team all-league in 1986 and to the All-Rookie team in 1985. She was inducted into the Philadelphia Big Five Hall of Fame in 1995, the St. Joseph's Basketball Hall of Fame in 1994 and the St. Joseph's Athletic Hall of Fame in 2000.



ED BALDWIN

ASSISTANT COACH | 5TH SEASON AS COACH, 8TH OVERALL
NORTH CAROLINA CENTRAL UNIVERSITY



COACHING CAREER

2008-Present

Ohio State Assistant Coach

2005-2008

Ohio State Director
of Basketball Operations

2002-04

South Carolina
Assistant Coach

2000-02

Temple Assistant Coach

1988-00

UNC-Charlotte Head Coach

1985-88

North Carolina State
Assistant Coach

Ed Baldwin was promoted to assistant coach in May of 2008 after completing his third and final season in 2007-08 as director of basketball operations at Ohio State. He is entering his fifth season as assistant coach in 2012-13 and eighth overall on Jim Foster's staff.

A native of Fayetteville, N.C., Baldwin brings nearly three decades of college experience to the Ohio State staff, including 13 years as a head coach at UNC-Charlotte from 1988-2000. Prior to Ohio State, Baldwin was at South Carolina for a two-year stint after serving tenures at Temple and North Carolina State.

In his first full year as an assistant on Foster's staff in 2008-09, Ohio State won 29 games, captured its fifth-straight Big Ten championship and reached the Sweet 16. In 2009-10, he helped the Buckeyes to a school-record 31 wins and a record sixth-straight conference crown. In 2011, the Buckeyes captured their third straight Big Ten tournament title before advancing to their second Sweet 16 in 3 years. Then last season Ohio State advanced to its school-record 10th consecutive NCAA tournament while finishing the season 25-7 overall.

During his tenure in Columbus he has helped bring in several Top 20 recruiting classes, which have included Jantel Lavender and Samantha Prahalis. He also assisted in the recruitment of Ohio State's latest Top 20 recruiting class, highlighted by two-time Minnesota player of the year Taylor Hill and Ohio co-player of the Year Emilee Harmon. The 2010 class was highlighted by Ohio Gatorade Player of the Year Amy Scullion. In 2012, Ohio State's recruiting class included two-time Ohio Ms. Basketball Ameryst Alston and Cait Craft, the 2012 Ohio Division III Player of the Year.

At Temple, Baldwin was an assistant coach with Dawn Staley for two seasons, joining the Owls before the 2001-02 season. He helped lead Temple to its first-ever Atlantic 10 Championship and its first NCAA Tournament appearance in his initial season.

Before moving to Philadelphia for the Temple position, Baldwin served as the head coach of the UNC-Charlotte women's basketball program for 13 years and left as the winningest coach in school history with 175 victories.

Establishing school records for wins in a season (24) and winning percentage (.793), Baldwin also mentored two All-Americans; Markita Aldridge (1992-93, 1995-96) and Jameka Jones (1999-00). Under his guidance, Tonya Phifer was selected for the All-Conference USA team.

Prior to his arrival at Charlotte, Baldwin, worked for three years as an assistant to 1988 Olympic coach Kay Yow at NC State. NC State went 52-35 while he was in Raleigh, winning the 1987 Atlantic Coast Conference title and making NCAA appearances in 1986 and 1987. During his three seasons with the Wolfpack, Baldwin was instrumental in recruiting and coaching current WNBA players Andrea Stinson, Sharon Manning and Rhonda Mapp.

Baldwin began his coaching career at Raleigh's Broughton High School. The Caps compiled an incredible 124-26 record during his six years and won state 4-A championships in 1983 and 1985. He was recognized for his efforts on no fewer than three occasions, earning Coach of the Year honors from the Raleigh Times and the Raleigh Sports Club. In 1986, he was tabbed North Carolina High School Coach of the Year by the Greensboro Record for his work at Broughton.

Baldwin graduated from North Carolina Central University with a degree in social studies in 1976. As an athlete, he was a four-year letterwinner on the offensive line in football.

Baldwin is married to the former Terri Hemphill. Married in 1994, they have a daughter, Shantia, and a son, Stevon.



PATRICK KLEIN

ASSISTANT COACH | 2ND SEASON | THE OHIO STATE UNIVERSITY



COACHING CAREER

2011-Present

Ohio State Assistant Coach

2010

Ohio State Graduate Assistant

2008-09

Illinois Assistant Coach

2006-07

Ohio State Graduate Assistant

Patrick Klein is in his second year as an assistant coach on Jim Foster's staff.

Klein, who served as an assistant coach at Illinois from 2007-09, served as a graduate assistant on Foster's staff from 2005-07 and again in 2011 where he assisted in several areas including summer camps, community service and supervising the student managers. During his time at UI Klein played a large role in the development of Illinois post players in addition to scouting, scheduling, recruiting, summer camps and academic mentoring.

In 2011-12 in his first year as an assistant coach in Columbus, Klein helped the Buckeyes to their school-record 10th consecutive NCAA tournament and a 25-7 overall record.

At Illinois Klein helped the Fighting Illini to 49 wins and two postseason appearances in three seasons and played a big part in Jenna Smith's development into one of the top post players in the country. Klein also helped coordinate summer camps and had a hand in landing three talented recruiting classes.

During his first season in Champaign, Klein helped the Illini to a 20-win season, a postseason appearance in 2007-08 and helped Smith earn All-America honors as a sophomore. In November of 2008 Klein helped Jolette Law and her staff sign the No. 3 recruiting class in the country - the highest-ranked class in school history.

In 2008-09, Klein helped a young Illini squad play its best basketball at the end of the season as the team finished 6-5 in the final 11 games after starting 4-16. Then in 2009-10

the Illini had a 19-win season and earned a trip to the WNIT quarterfinals.

In addition to his contributions at Ohio State, Klein also gained experience working with USA Basketball in the summer of 2006. He served on the support staff for the U18 FIBA Trials, monitoring and supervising 30 athletes during the trials week and assisting with on-court practice. Then, in August of 2006, he was on Anne Donovan's support staff for the USA Senior Women World Championship Trials, serving as a practice player and assisting the staff with on-court and post-practice workouts.

Klein's success isn't solely devoted to basketball. He founded PB&J Consultants, a leadership consulting firm in Columbus, Ohio, in June of 2003 and remains the company's CEO. The business develops leadership workshops for high school student organizations that motivates students to excel in all areas of life.

A native of Belpre, Ohio, Klein attended Ohio State, earned a bachelor's degree in business management in 2005 and a master's degree from the Fisher College of Business in March 2011. While a student, he served as Director of Tournaments and Leagues for Ohio Sports Plus, Inc., managing AAU and seasonal leagues for over 500 high school athletes. He also worked one year as a student manager for the Buckeyes in 2004-05 before becoming a graduate assistant for the 2005-06 and 2006-07 seasons.



TANZANIA WILLIAMS

DIRECTOR OF OPERATIONS | 5TH SEASON | BOWLING GREEN



WILLIAMS' CAREER

2008-present: Ohio State Director of Basketball Operations
2007-08: Assistant to the Commissioner, Central Atlantic Collegiate Conference
2004-07: Virginia Director of Basketball Operations
2003-04: Assistant to the Director of Operations, Ohio State

Tanzania "Tangy" Williams was named Ohio State's director of operations in May 2008 and is now in her fifth season with the Buckeyes in 2012-13.

Williams came back to Columbus after serving as the assistant to the commissioner of the Central Atlantic Collegiate Conference in New Haven, Conn., joining the conference office staff in July of 2007. Williams handled numerous duties including the budget, scheduling, tournament organization and assisted with the Conference Student-Athlete Advisory Committee (SAAC) and CHAMPS/Life-Skills programs.

Prior to her stint at the CACC, Williams served as director of basketball operations at Virginia for three seasons where she oversaw the day-to-day operations of the program. Her duties included, but were not limited to, organizing travel plans, scheduling community service events, film exchange and the supervision of team managers. In addition, she scheduled community outreach programs, speaking engagements and interviews for the players and staff.

Williams spent the 2003-04 season serving as an assistant to the director of operations for the Buckeyes, working under Foster. OSU finished the season at 21-10 and advanced to the NCAA's second round. For the Buckeyes, Williams coordinated film exchange, broke down game film and created scouting videos.

In 2000, Williams received a M.B.A. from Clark Atlanta University before receiving her bachelor's degree in 1995 in fashion & marketing from Bowling Green State University. A four-year letterwinner from 1991-94, she helped the Falcon women's basketball team to two Mid-American Conference championships and two NCAA tournament appearances.

Prior to her time at Ohio State and Virginia, Williams spent almost five years in the business world at National Cash Register in Atlanta, and the Otis Elevator Company and the Doneger Group in New York. She also has been working for Kaplan Test Prep and Admissions in New Haven, Conn., since August 2007.

A Dayton, Ohio, native, Williams comes from a family of basketball players and is a member of the Chaminade-Julienne High School Athletic Hall of Fame. Her brother, Mike, played basketball at Miami University. Her sister, Tiffany, played at North Carolina A&T in addition to her other sister, Tamika, a former player at Connecticut, former assistant coach at Ohio State and a current member of the WNBA's Connecticut Sun.

CANDACE DARK

VIDEO COORDINATOR | 2ND SEASON | THE OHIO STATE UNIVERSITY



Former Buckeye Candace Dark is in her second year as Ohio State's video coordinator.

A four-year letterwinner at Ohio State from 2003-06, Dark rejoins the Buckeyes after spending two years as a graduate assistant manager on the University of Toledo women's basketball staff from 2007-09 where she was in charge of video exchange as well as assisting with promotional activities, fundraising, on-campus recruiting and coordinating the team's community outreach program. Since December 2009, she has served as an academic advisor in the School of Allied Medical Professions at OSU.

Prior to her stint at Toledo, Dark served as a student assistant coach at Ohio State in 2006-07 when the Buckeyes finished with a 28-4 overall record and captured their third consecutive Big Ten championship.

Dark graduated from Ohio State in 2007 with a bachelor's degree in exercise science before earning her master's degree in higher education and administration from Toledo in 2009. She appeared in 91 career games for the Buckeyes and was part of two Big Ten championships (2004-05, 2005-06), including the 2006 Big Ten Tournament title. The Buckeyes were 102-28 during her four years in Columbus. A three-time academic all-Big Ten honoree,

Dark was a member of OSU's Dean List for all five years and was a four-time Ohio State scholar-athlete.

A native of Kingman, Ind., Dark is a 2002 graduate of Fountain Central High School. She finished her career with 1,875 points and was a four-time Crawfordsville Journal Review Player of the Year. As a senior, the two-year captain averaged 21.1 points per game and was named to the 2002 Indianapolis Star All-Star Team.

DARK'S CAREER

2011-present
 Video Coordinator, Ohio State
2009-11
 Academic Advisor, Ohio State School of Allied Medical Professions
2007-09
 Video Coordinator, University of Toledo
2006-07
 Student Assistant Coach, Ohio State

PROFESSIONAL SUPPORT STAFF



DAVE RICHARDSON • ASSOCIATE STRENGTH AND CONDITIONING COACH

Dave Richardson came to Ohio State in 2005 after spending four years as an assistant strength trainer at the University of Miami (Fla.).

Prior to working with the men's basketball team at Miami, Richardson worked for six seasons as the head strength and conditioning coach at the University of Louisiana at Monroe.

Before his stint at Louisiana-Monroe, Richardson served five years as head strength and conditioning coach at Nicholls State University. Two of the seasons at Nicholls State he served as the head track and field coach.

The Monroe, La., native also worked as the strength and conditioning coach for Central America's Davis Cup tennis team in 1991.

Richardson, who earned a bachelor's degree in health and human performance in 1989 and a master's degree in exercise science in 1990 from Louisiana-Monroe,

has a strong background in power lifting. In 1984 he won the Alaska powerlifting state championship and was crowned the Louisiana state powerlifting champion in 1986 and 1987.

In 1985 and 1986 he was the ArkLaMiss champion and was listed among the Powerlifting USA Top 100. In addition, Richardson served five years in the Army and was a member of the All-Army powerlifting team.

In addition, Richardson also served as the head strength and conditioning coach for Central America's Davis Cup tennis team.

As an undergrad, Richardson was a student assistant on the ULM strength staff.

A native of Monroe, La., Richardson lives with his wife, Amanda, and his two children, Megan and David.



CHALISA FONZA • ATHLETIC TRAINER

Chalisa Fonza, touting over a decade of experience at both the professional and collegiate levels, is marking her 13th season as head trainer to the Ohio State women's basketball team.

A 1995 graduate of the Ohio State master's degree program, Fonza is no stranger to the high standard of treatment and care administered by the athletics training staff. She manages individualized treatment and conditioning programs for each player on a year-round basis.

Additionally, Fonza serves as the medical liaison between student-athletes and an all-inclusive sports medicine staff consisting of a team physician, internists, surgeons, dentists, ophthalmologists and a sports psychologist. She also provides classroom instruction.

Fonza spent the summer of 2005 with the Washington Mystics of the WNBA, serving as the team's head athletic trainer.

Prior to coming to Columbus, Fonza was an assistant trainer at Oklahoma State covering football, men's and women's basketball and golf. She also supervised the student-training staff.

Fonza enjoyed similar duties at Cleveland State in 1999 in addition to organizing trainers for the NCAA Volleyball and Wrestling Championships. Her career also includes a stint with the WNBA Cleveland Rockers during their inaugural season in 1997.

A native of Quincy, Ill., Fonza earned her bachelor's degree from Western Illinois in 1992. She is a member of the National Athletic Trainers' Association and an alumna of Phi Kappa Phi Fraternity.



DR. JIM BORCHERS • TEAM PHYSICIAN

Former Buckeye student-athlete Jim Borchers is in his ninth season as a team physician in the Ohio State athletics program. He is in his second year working with men's basketball. In addition to working with the men's and women's basketball programs, Borchers also provides medical treatment for the Ohio State football team. He has previously worked with student-athletes from men's and women's soccer, men's and women's lacrosse, men's and women's tennis, field hockey and softball.

A native of Bellbrook, Ohio, Borchers walked on with the Buckeyes and earned four varsity awards as the regular long snapper between 1990 and 1993.

He received the Ike Kelley Special Teams Player of the Year Award in 1992. A four-year Academic All-Big Ten honoree and a four-year OSU Scholar-Athlete, he graduated from Ohio State in 1993 with a degree in chemistry. He earned his M.D. from Northeastern Ohio University's College of Medicine in 2000 and a master's in public health from Ohio State in 2009.

Borchers completed his residency in family medicine from Toledo Hospital in 2003 and his sports medicine fellowship from the Northwest Ohio Sports Medicine Institute in 2004.

Jim and his wife, Mary, have three children: Emily, William and Joseph.



ERIC BUCHANAN • EQUIPMENT MANAGER

Eric Buchanan, a native of Clintonville, Ohio, is entering his 17th year as an equipment manager at Ohio State and fourth with the basketball programs. His duties range from negotiating equipment purchases with various manufacturer representatives to handling game-day equipment related issues. Buchanan has been involved in the equipment industry since 1991, when he served as a volunteer equipment manager for the University of Cincinnati football team. He held that position until he graduated in 1994 with a bachelor of arts degree in sociology. He received a master of arts degree in athletic administration in 1995 from Ohio

University, while serving as a graduate assistant equipment manager for OU's basketball, football and track programs. Prior to his appointment at Ohio State in 1996, Buchanan spent a year as an assistant equipment manager at the University of California at Berkeley and worked with the football, women's basketball, swimming and water polo teams. He also was a volunteer intern with the Oakland Raiders while at California.

Buchanan currently resides in Columbus.



ALLISON LOGAN • STUDENT-ATHLETE SUPPORT SERVICES

Allison Logan has been an Athletic Academic Counselor at Ohio State for nine years, seven of those with the women's basketball team.

Her duties include, but are not limited to, working with student-athletes and staff on day-to-day academic concerns and the coordination of tutoring and mentoring for student-athletes.

A former cross country and track student-athlete at Ohio State, Logan received a bachelor of arts from Ohio State in 1994, a master's degree from American University in 1996 and is currently working on her PhD at Ohio State.

A native of Cincinnati, Ohio, Logan previously worked as the Coordinator of Student-Athlete Support Services at American University from 1999-2003 and an Athletic Academic Counselor at the University of South Alabama from 1998-1999.



PATTY MEEK • OFFICE ASSOCIATE

Patty Meek is marking her 14th year as a member of the Buckeye basketball staff. Meek's employment at the university began in 1987 at the Ohio State University Agricultural Technical Institute in Wooster and she moved to the Columbus campus in 1992.

Meek is an integral part of the Buckeye women's basketball program staff. Her

responsibilities range from managing the office to aiding the staff with recruiting organization.

Meek and her husband, Randall, live in Powell, Ohio. They have one son, Jamie, who is married to Danielle, and a daughter, Amy, who is married to Todd. Amy and Todd have two children, Zachary and Emma.

Tracey Hall jersey retirement



Hometown Honors

ATHLETIC & ACADEMIC HONORS

Katie Smith jersey retirement



Academic All-Big Ten honoree Alice Jamen



Jantel Lavender receiving the State Farm Coaches' All-America Basketball Team award



Jessica Davenport All-America award

MCDONALD'S ALL-AMERICANS

The Buckeyes have one McDonald's High School All-American on the 2012-13 roster in **Taylor Hill**, who played in the 2009 game, and have featured a total of seven in the past seven seasons. **Samantha Prahalis**, **Jantel Lavender**, **Alison Jackson**, **Marscilla Packer**, **Jessica Davenport** and **Brandie Hoskins** recently completed their accomplished careers as Buckeyes.

Jantel Lavender



Marscilla Packer



Brandie Hoskins



Taylor Hill



Jessica Davenport



Samantha Prahalis



Alison Jackson

Katie Smith

USA BASKETBALL

Buckeyes have earned roster spots on every team sponsored by the organizing body, including Katie Smith who became the first player to represent the Scarlet and Gray as a member of a U.S. Olympic Team in 2000. Smith won the gold with the 2000 squad in Sydney, Australia, brought home her second gold medal as a member of the 2004 U.S. Olympic squad in Athens, Greece and won her third gold medal at the 2008 Beijing Games in China.





U.S. OLYMPIC TEAM

Katie Smith - 1996 (alt), 2000, 2004, 2008

GOODWILL GAMES TEAM

Katie Smith - 1994

R. WILLIAMS JONES CUP TEAM

Yvette Angel - 1982

Lisa Cline - 1988

Nikita Lowry - 1987, 1988

Katie Smith - 1996

WORLD CHAMPIONSHIP TEAM

Katie Smith - 1998, 2002

WORLD CHAMPIONSHIP QUALIFYING TEAM

Katie Smith - 1997

JUNIOR WORLD CHAMPIONSHIP TEAM

Katie Smith - 1993

SELECT TEAM

Lisa Cline - 1988, 1990

Tracey Hall - 1986

Katie Smith - 1996

Nikita Lowry - 1988, 1990

JUNIOR NATIONAL TEAM

Nikita Lowry - 1987

Katie Smith - 1998

NATIONAL TEAM TRIALS

Courtney Coleman - 2001

Caity Matter - 2003

Kim Wilburn - 2003

NATIONAL TEAM FOR YOUNG WOMEN

Caity Matter - 2003

Jim Foster (head coach) - 2003

UNDER-19 NATIONAL TEAM

Samantha Prahalis - 2009

UNDER-20 NATIONAL TEAM

Marscilla Packer - 2006

UNDER-21 NATIONAL TEAM

Marscilla Packer - 2007

UNDER-18 NATIONAL TEAM

Jantel Lavender - 2007

Samantha Prahalis - 2008

WORLD UNIVERSITY GAMES

Tracey Hall - 1987

Katie Smith - 1995

Jessica Davenport - 2005

Brandie Hoskins - 2005

Jantel Lavender - 2009

SENIOR NATIONAL TEAM

SELECTION COMMITTEE

Beth Burns - 2000

SENIOR NATIONAL TEAM

Katie Smith - 1998, 1999, 2004, 2006, 2007

Jessica Davenport - 2006, 2007

OLYMPIC SPORTS FESTIVAL

Yvette Angel - 1981

Stacie Bruce - 1989

Lisa Cline - 1987

Teresa Dombkowski - 1983

Stacie Howard - 1991

Adrienne Johnson - 1994

Vicki Pullie - 1989

Averill Roberts - 1990

Monica Taylor - 1990, 1991



JIM FOSTER AND USA BASKETBALL

COACHING EXPERIENCE

2003 National Team for Young Women

Head Coach - Gold Medal

1997 World University Games

Head Coach - Gold Medal

1993 Junior National Team

Head Coach

1992 Olympic Team

Assistant Coach - Bronze Medal

1991 Junior National Team

Head Coach

1990 World Championship Team

Assistant Coach, Gold Medal

1989 World Junior Championships

Assistant Coach

1987 Olympic Festival

Assistant Coach - Gold medal

COMMITTEE EXPERIENCE

2005 World University Games

1993-96 USA Basketball Player

Selection Committee

1989-92 USA Basketball Games

Committee

OHIO STATE AND THE WNBA

Ohio State has built a solid connection with the WNBA. In October 2008 Katie Smith, a two-time All-American at Ohio State from 1993-96 and a student assistant coach for the Buckeyes in the 2003-04 and 2004-05 campaigns, led the Detroit Shock to their third WNBA title in six years and was named Finals MVP – this less than two months after winning her third gold medal at the Beijing Olympics. Smith averaged 20.6 points in the three-game sweep, including a playoff career-high 25 points in Game 1. She followed that up with 22 points in Game 2 and hit every clutch shot the Shock needed as the Silver Stars tried to mount a comeback. Smith now plays for the Seattle Storm.

Assistant coach Debbie Black adds another link to the WNBA. In 2005, she officially retired from professional basketball after an 18-year career, spanning international play and professional leagues in the United States. Black played for three teams in the WNBA - Utah, Miami and retired with the Connecticut Sun.

Additionally Nancy Darsch was an assistant coach for two seasons with the Lynx from 2004-06. Darsch coached at Ohio State from 1985-97 and led the Buckeyes to the 1993 Final Four. Darsch now is an assistant for Boston College.

Debbie Merrill, a third-team All-Big Ten selection in 2006, became the fourth Buckeye in the last four seasons to move on to the WNBA. She was selected in the second round of the WNBA draft by Connecticut. Caity Matter, Ohio State's all-time leader in 3-point shooting, played her rookie season with the Charlotte Sting in 2005. In 2004, LaToya Turner signed with Phoenix and Courtney Coleman also was a second-round draft pick by Connecticut in 2003.

In April 2007, Jessica Davenport was selected No. 2 overall in the WNBA Draft by San Antonio. She was traded to New York, where she helped the Liberty reach the playoffs, losing to Smith's Shock. Brandie Hoskins also was drafted in the 2007, going in the third round to Seattle and Marscilla Packer was selected in the 2008 draft by the Phoenix Mercury.

Jantel Lavender, Ohio State's all-time leading scorer and rebounder, was chosen 5th overall in the 2011 Draft by the Los Angeles Sparks.

Samantha Prahalis (pictured) is the newest addition to the Buckeyes' WNBA contingent. The Big Ten's all-time assists leader was chosen 6th overall in the 2012 Draft by the Phoenix Mercury. She went on to earn WNBA All-Rookie Team honors after she led all first-year players in assists (4.5 per game) and was ranked second in scoring (11.6) and steals (1.57).



Samantha Prahalis
2012 WNBA All-Rookie Team

OHIO STATE'S ALL-TIME WNBA DRAFT LIST

Year	Round	Pick	Player	Pos.	Years at OSU	Drafted By
1998	Expansion Draft	8	Adrienne Johnson	G	1993-96	Cleveland Rockers
1999	Player Allocation		Katie Smith	F	1993-96	Minnesota Lynx (from Columbus Quest, ABL)
2001	3	41	Jamie Lewis	G	1998-01	Washington Mystics
2002	4	55	Tomeka Brown	G	1999-02	Orlando Miracle
2003	2	13	Courtney Coleman	F	2000-03	Connecticut Sun (from Detroit)
2006	2	28	Debbie Merrill	F/C	2006	Connecticut Sun
2007	1	2	Jessica Davenport	C	2004-07	San Antonio Silver Stars — Traded to New York Liberty
2007	3	33	Brandie Hoskins	G	2004-07	Seattle Storm
2008	3	41	Marscilla Packer	G	2005-08	Phoenix Mercury
2011	1	5	Jantel Lavender	C	2008-11	Los Angeles Sparks
2012	1	6	Samantha Prahalis	G	2009-12	Phoenix Mercury

Free Agent Signees: **LaToya Turner** - Phoenix 2004; **Caity Matter** - Charlotte 2005




Caity Matter




Jantel Lavender



Jessica Davenport



Debbie Black



Katie Smith
2008 WNBA Finals MVP

OPPONENT INFORMATION

NOTRE DAME

Friday, Nov. 9 - Carrier Classic
Charleston, S.C. - USS Yorktown
4 p.m. ET - NBCSN

Women's Basketball Contact..... Chris Masters
 E-mail: masters.5@nd.edu
 Office: 574-631-8032
 Cell: 574-532-4166
 Athletics website: www.UND.com

CINCINNATI

Wednesday, Nov. 14
Columbus, Ohio - Value City Arena
8 p.m. ET - BTN

Women's Basketball Contact..... Doug Mosley
 E-mail: doug.mosley@uc.edu
 Office: 513-556-0667
 Cell: TBA
 Athletics website: www.GoBears.com

WINTHROP

Saturday, Nov. 17
Columbus, Ohio - St. John Arena
2 p.m. ET

Women's Basketball Contact..... Rick Rogers
 E-mail: rogersr@winthrop.edu
 Office: 803-323-2129 ext: 6067
 Athletics website: www.WinthropEagles.com

SAINT FRANCIS (Pa.)

Tuesday, Nov. 20
Columbus, Ohio - Value City Arena
7 p.m. ET - BTN.com

Women's Basketball Contact..... Jeff Symonds
 E-mail: jsymonds@francis.edu
 Office: 814-472-3128
 Cell: 330-242-2841
 Athletics website: www.sfuathletics.com

WRIGHT STATE

Sunday, Nov. 25
Columbus, Ohio - Value City Arena
1 p.m. ET - BTN.com

Women's Basketball Contact..... Matt Zircher
 E-mail: matt.zircher@wright.edu
 Office: 937-775-2831
 Athletics website: www.wsuraiders.com

NORTH CAROLINA

Wednesday, Nov. 28 - ACC/Big Ten Challenge
Chapel Hill, N.C. - Carmichael Arena
7 p.m. ET

Women's Basketball Contact..... Bobby Hundley
 E-mail: bhundley@uncaa.unc.edu
 Office: 919-843-5678
 Cell: 919-428-0893
 Athletics website: www.tarheelblue.com

EVANSVILLE

Saturday, Dec. 1
Columbus, Ohio - Value City Arena
Noon ET - BTN.com

Women's Basketball Contact..... Dustin Hall
 E-mail: dh207@evansville.edu
 Office: 812-488-1152
 Cell: 812-664-7787
 Athletics website: www.gopurpleaces.com

LAFAYETTE

Sunday, Dec. 9
Columbus, Ohio - Value City Arena
1 p.m. ET - BTN.com

Women's Basketball Contact..... Brian Ludrof
 E-Mail: athcomm@lafayette.edu
 Office Phone 610-330-5518
 Cell Phone 610-844-3893
 Athletics website: www.GoLeopards.com

WASHINGTON STATE

Saturday, Dec. 15
Pullman, Wash. - Beasley Coliseum
Noon/3 p.m. ET

Women's Basketball Contact..... Bobby Alworth
 E-mail: bobby.alworth@wsu.edu
 Office: 509-335-5785
 Cell: 951-52-6129
 Athletics website: www.WSUCougars.com

GONZAGA

Monday, Dec. 17
Spokane, Wash. - McCarthy Athletic Center
6/9 p.m. ET

Women's Basketball Contact..... Liz Smith
 E-mail: smith@athletics.gonzaga.edu
 Office: 509-313-4288
 Athletics website: www.GoZags.com

SOUTHERN

Friday, Dec. 21
Columbus, Ohio - Value City Arena
7 p.m. ET - BTN.com

Women's Basketball Contact..... TBA
 E-mail: TBA
 Office: TBA
 Athletics website: www.GoJagsSports.com

VCU

Thursday, Dec. 27
Columbus, Ohio - Value City Arena
7 p.m. ET - BTN.com

Women's Basketball Contact..... Mitchell Moore
 E-mail: moorem13@vcu.edu
 Office: 804-828-8496
 Cell: 757-879-0492
 Athletics website: www.vcuathletics.com

HOWARD

Sunday, Dec. 30
Columbus, Ohio - Value City Arena
2 p.m. ET - BTN.com

Women's Basketball Contact..... Ariel V. Germain
 E-mail: ariel.germain@howard.edu
 Office: 202-806-7182
 Cell: 202-538-2293
 Athletics website: www.howard-bison.com

ILLINOIS



Sunday, Jan. 6
Value City Arena - 2 p.m. ET
TV: BTN.com

Thursday, Feb. 28 - Assembly Hall
Champaign, Ill. - TBA

SPORTS INFORMATION

Women's Basketball Contact..... Mike Koon
 E-mail: mkoon@illinois.edu
 Work: 217-244-1256
 Cell: 217-898-3519
 Athletics website: fightingillini.com

OHIO STATE - ILLINOIS SERIES

Series Record..... OSU leads 44-18
 Series in 2011-12..... Tied, 1-1
 Last Meeting..... 2/9/12, ILL, 66-65
 In Columbus..... OSU leads 23-4
 In Champaign..... OSU leads 15-13
 Neutral Site..... OSU leads 6-1
 Overtime..... ILL leads 2-0
 Current Win Streak..... ILL - 1
 Longest Win Streak..... OSU - 15/ILL - 5
 Most OSU Points..... 96 (1/22/12)
 Most UI Points..... 96 (2/13/02)
 Most Combined Points..... 180 (1/22/12)

IOWA



Thursday, Jan. 3
Carver-Hawkeye Arena
Iowa City, Iowa - 6:30/8:30 p.m. ET
TV: BTN

SPORTS INFORMATION

Women's Basketball Contact..... Aaron Blau
 E-mail: aaron-blau@hawkeyesports.com
 Work: 319-335-9411
 Athletics website: HawkeyeSports.com

OHIO STATE - IOWA SERIES

Series Record..... OSU leads 31-26
 Series in 2011-12..... OSU, 1-0
 Last Meeting..... 1/2/12, OSU, 84-71
 In Columbus..... OSU leads 19-7
 In Iowa City..... Iowa leads 16-9
 Neutral Site..... OSU leads 4-2
 Overtime..... OSU leads 1-0
 Current Win Streak..... OSU - 3
 Longest Win Streak..... OSU - 9/ Iowa - 9
 Most OSU Points..... 93 (2/5/04)
 Most Iowa Points..... 94 (2/28/90)
 Most Combined Points..... 175 (2/5/04)

OPPONENT INFORMATION

MINNESOTA



Thursday, Jan. 10

Williams Arena - Minneapolis, Minn. - 8 p.m. ET
TV: BTN.com

Thursday, Feb. 21

Value City Arena - 6 p.m. ET
TV: BTN

SPORTS INFORMATION

Women's Basketball Contact..... Sara Turcotte
E-mail: starasew@umn.edu
Work: 612-624-9396
Athletics website: GopherSports.com

OHIO STATE - MINNESOTA SERIES

Series Record..... OSU leads 52-12
Series in 2011-12..... 1-1
Last Meeting..... 2/23/12, OSU 81-56
In Columbus..... OSU leads 26-1
In Minneapolis..... OSU leads 20-9
Neutral Site..... OSU leads 6-2
Overtime..... OSU leads 1-0
Current Win Streak..... OSU - 1
Longest Win Streak..... OSU - 17/MINN - 2
Most OSU Points..... 117 (1/12/96)
Most MINN Points..... 82 (1/27/89)
Most Combined Points..... 188 (1/27/89)

PURDUE



Monday, Jan. 14

Value City Arena - 6:30/7:30 p.m. ET
TV: BTN

SPORTS INFORMATION

Women's Basketball Contact..... Sara White
E-mail: sarawhite@purdue.edu
Work: 765-494-6235
Cell: 765-337-2202
Athletics website: purduesports.com

OHIO STATE - PURDUE SERIES

Series Record..... OSU leads 40-26
Series in 2011-12..... OSU, 1-0
Last Meeting..... 2/12/12, OSU, 80-71
In Columbus..... OSU leads 20-8
In West Lafayette..... OSU leads 16-13
Neutral Site..... PU leads 5-4
Overtime..... Series tied 1-1
Current Win Streak..... OSU - 3
Longest Win Streak..... OSU - 20/PUR - 6
Most OSU Points..... 97 (3/1/87)
Most PUR Points..... 105 (1/3/91)
Most Combined Points..... 183 (3/1/87)

INDIANA



Thursday, Jan. 17

Value City Arena - 7 p.m. ET
TV: BTN.com

Sunday, Feb. 3

Assembly Hall - Bloomington, Ind. - 2 p.m. ET
TV: BTN.com

SPORTS INFORMATION

Women's Basketball Contact..... Ryan Sheets
E-mail: msheets@indiana.edu
Work: 812-856-0215
Athletics website: IUHoosiers.com

OHIO STATE - IU SERIES

Series Record..... OSU leads 47-21
Series in 2011-12..... OSU, 3-0
Last Meeting..... 2/16/12, OSU, 75-54
In Columbus..... OSU leads 28-4
In Bloomington..... IU leads 17-12
Neutral Site..... OSU leads 7-0
Overtime..... IU leads 2-0
Current Win Streak..... OSU - 3
Longest Win Streak..... OSU - 7/IU - 5
Most OSU Points..... 105 (2/9/96)
Most IU Points..... 85 (1/31/02)
Most Combined Points..... 164 (1/17/86)

WISCONSIN



Sunday, Jan. 20

Kohl Center - Madison, Wis. - 2/3 p.m. ET
TV: BTN.com

Thursday, Feb. 7

Value City Arena - 7 p.m. EST
TV: BTN.com

SPORTS INFORMATION

Women's Basketball Contact..... Dianne Nordstrom
E-mail: dkn@athletics.wisc.edu
Work: 608-262-9024
Athletics website: uwbadgers.com

OHIO STATE - UW SERIES

Series Record..... OSU leads 47-14
Series in 2011-12..... OSU, 3-0
Last Meeting..... 2/6/12, OSU, 72-58
In Columbus..... OSU leads 22-5
In Madison..... OSU leads 17-9
Neutral Site..... OSU leads 8-0
Overtime..... Series tied 1-1
Current Win Streak..... OSU - 19
Longest Win Streak..... OSU - 19/UW - 6
Most OSU Points..... 97 (2/13/87)
Most UW Points..... 99 (1/28/94)
Most Combined Points..... 189 (1/28/94)

NEBRASKA



Thursday, Jan. 31

Value City Arena - 8:30 p.m. ET
TV: BTN

Thursday, Feb. 14

Devaney Center - Lincoln, Neb. - 8/9 p.m. ET
TV: BTN

SPORTS INFORMATION

Women's Basketball Contact..... Jeff Griesch
E-mail: jgriesch@huskers.com
Work: 402-472-2263
Athletics website: Huskers.com

OHIO STATE - NU SERIES

Series Record..... Tied 4-4
Series in 2011-12..... NU, 2-1
Last Meeting..... 3/3/12, NU, 77-62
In Columbus..... OSU leads 3-1
In Lincoln..... NU leads 2-1
Neutral Site..... NU leads 1-0
Overtime..... Series tied 0-0
Current Win Streak..... NU - 2
Longest Win Streak..... OSU - 3/UN - 2
Most OSU Points..... 86 (x2), last (12/22/07)
Most NU Points..... 77 (3/3/12)
Most Combined Points..... 160 (12/22/07)

PENN STATE



Sunday, Jan. 27

Value City Arena - 1 p.m. ET
TV: BTN

SPORTS INFORMATION

Women's Basketball Contact..... Kristina Peterson
E-mail: kap18@psu.edu
Work: 814-865-1757
Athletics website: GoPSUSports.com

OHIO STATE - PSU SERIES

Series Record..... PSU leads 32-21
Series in 2011-12..... PSU, 1-0
Last Meeting..... 2/20/12, PSU, 84-66
In Columbus..... PSU leads 11-9
In State College..... PSU leads 18-6
Neutral Site..... OSU leads 6-3
Overtime..... Tied 1-1
Current Win Streak..... PSU - 1
Longest Win Streak..... OSU - 11/PSU - 6 (2x)
Most OSU Points..... 97 (1/27/93)
Most PSU Points..... 118 (12/8/90)
Most Combined Points..... 182 (12/8/90)

OPPONENT INFORMATION

NORTHWESTERN



Sunday, Feb. 10

Welsh-Ryan Arena - Evanston, Ill. - 4 p.m.

3/4 p.m. ET

SPORTS INFORMATION

Women's Basketball Contact..... TBA
E-mail: TBA
Work: TBA
Cell: TBA
Athletics website: NUsports.com

OHIO STATE - NU SERIES

Series Record..... OSU leads 38-17
Series in 2011-12..... NU, 1-0
Last Meeting..... 1/12/12, OSU, 82-72
In Columbus..... OSU leads 19-6
In Evanston..... OSU leads 17-10
Neutral Site..... OSU leads 2-1
Overtime..... OSU leads 1-0
Current Win Streak..... OSU - 1
Longest Win Streak..... OSU - 19/NW - 4 (2x)
Most OSU Points..... 105 (2/9/96)
Most NW Points..... 96 (1/12/97)
Most Combined Points..... 179 (1/12/97)

MICHIGAN



Sunday, March 3

Value City Arena - Time TBA

TV: BTN/BTN.com

SPORTS INFORMATION

Women's Basketball Contact..... Sarah VanMetre
E-mail: vanmetre@umich.edu
Work: 734-647-4209
Cell: 734-604-4606
Athletics website: MGoBlue.com

OHIO STATE - UM SERIES

Series Record..... OSU leads 48-9
Series in 2011-12..... Tied, 1-1
Last Meeting..... 3/2/12, OSU, 57-48
In Columbus..... OSU leads 25-3
In Ann Arbor..... OSU leads 22-6
Neutral Site..... OSU leads 1-0
Overtime..... UM leads 2-1
Current Win Streak..... OSU - 1
Longest Win Streak..... OSU - 16/UM - 2 (x2)
Most OSU Points..... 94 (2x), last 1/22/95
Most UM Points..... 85 (1/29/99)
Most Combined Points..... 173 (1/22/95)

MICHIGAN STATE



Monday, Feb. 25

Value City Arena - 6:30 p.m. ET

TV: BTN

SPORTS INFORMATION

Women's Basketball Contact..... Jim Donatelli
E-mail: jdonatelli@ath.msu.edu
Work: 517-355-2271
Cell: 517-243-0945
Athletics website: MSUSpartans.com

OHIO STATE - MSU SERIES

Series Record..... OSU leads 50-23
Series in 2011-12..... OSU, 1-0
Last Meeting..... 1/15/12, OSU, 64-56
In Columbus..... OSU leads 19-10
In East Lansing..... OSU leads 20-10
Neutral Site..... OSU leads 11-3
Overtime..... MSU leads 2-1
Current Win Streak..... OSU - 4
Longest Win Streak..... OSU - 8/MSU - 5
Most OSU Points..... 105 (1/4/85)
Most MSU Points..... 92 (2/22/91)
Most Combined Points..... 182 (1/4/85)



2011-12 SEASON IN REVIEW



Samantha Prahalis (center) was the 2012 Big Ten Player of the Year and unanimous First Team All-Big Ten selection. **Tayler Hill** (left) also was a first team All-Big Ten performer and member of the All-Defensive Team while **Amber Stokes** (right) was named the Big Ten's Defensive Player of the Year.

SAMANTHA PRAHALIS WINS BIG TEN PLAYER OF THE YEAR HONORS

Senior point guard Samantha Prahalis was named Big Ten player of the year by the coaches and the media this season, making it eight years in a row that a Buckeye has won the top individual honor. Prahalis also was the only unanimous first team all-Big Ten selection on both sides as well.

Joining Prahalis on the first team was junior guard Tayler Hill, who also was named to the all-defensive team, as voted on by the coaches, for the second year in a row. Junior guard Amber Stokes joined Hill on the all-defensive team and also won Big Ten defensive player of the year honors. Sophomore Ashley Adams was given honorable mention honors by the media.

Prahalis concluded a stellar regular season, leading the Big Ten with 22.5 points per game in conference play. She also led the Big Ten in assists (6.5) and minutes played (37.5) and ranked among the top 5 in free throw percentage (.837), steals (2.3), 3-point field goals per game (2.1) and assist/turnover ratio (2.0).

On her senior night at Value City Arena, she set an Ohio State single-game record with 42 points in the win over Minnesota, breaking Katie Smith's previous record of 40 set back in 1994. In that game she hit a career high seven 3FGs and 15 FGs overall. Prahalis, who also was a unanimous first team selection in 2010, had 13 20-point games this season, including three 30-point, one 40-point and four 10+ assist efforts.

Hill led the Big Ten in scoring with 20.7 ppg in all games, good for 12th best in Division I, and also led the conference with 76 3FGs and ranked third with 2.5 steals per game. She scored in double-figures in every game this season, including 18 20-point efforts and one 30-point game in the overtime win over Florida State in November. She enjoyed one of her best games with 27 points while hitting 7 of 8 from 3-point range in the win over Indiana Feb. 16. In January, Hill scored 28 points, including 5 3FGs in the win over Iowa. Hill's 20.7 ppg was the highest scoring increase by an individual in the Big Ten this season, up from 10.4 ppg (+10.3).

Stokes was her usual self on the defensive end of the floor for the Buckeyes with her relentless pressure, often forcing turnovers and errant passes, allowing her teammates to pick off the next pass. While she averaged 1.2 steals, stats do not even begin to tell how Stokes changed games with her quickness and athleticism on the defensive end of the floor. Offensively, she averaged just under eight points (7.9) in conference play while shooting just under 50 percent to go along with 3.4 rebounds.

Adams ranked first in the Big Ten with 2.9 blocked shots per game and 3.3 in Big Ten games. She shot a Big Ten-best 56.8 percent from the field in conference games while averaging 7.2 points and 6.7 rebounds. She scored in double figures 10 times, had 10 or more rebounds six times and recorded three double-doubles.

OSU Big Ten Players of the Year:

1986	Tracey Hall
1987	Tracey Hall
1989	Lisa Cline
1996	Katie Smith
2005	Jessica Davenport
2006	Jessica Davenport
2007	Jessica Davenport
2008 (Coaches)	Jantel Lavender
2009	Jantel Lavender
2010	Jantel Lavender
2011 (Media)	Jantel Lavender
2012	Samantha Prahalis

OSU Big Ten Defensive Players of the Year:

2006	Kim Wilburn
2008	Shavelle Little
2009	Shavelle Little
2012	Amber Stokes

WHAT THE BUCKEYES DID IN 2011-12

- Ohio State made its school-record 10th consecutive appearance in the Big Dance and its 21st overall in 2012.
- Head coach Jim Foster made his 13th consecutive trip to the tournament and his 26th overall.
- Foster has a record of 34-26 all-time in NCAA play. In Foster's 10 seasons at Ohio State, the Buckeyes have earned No. 1 (2006), No. 2 (2005, 2010), No. 3 (2009), No. 4 (2003, 2007, 2011), No. 6 (2004, 2008) and No. 8 seeds (2012) in the tournament.
- Ohio State is 15-5 in its last 20 postseason games (10-1 at the Big Ten tournament and 5-4 in NCAA Tournament play).
- Ohio State recorded its 10th straight 20-win season under head coach Jim Foster, marking the 26th of Foster's career and his 13th consecutive overall.
- Ohio State went 4-3 against ranked teams and is 12-6 since the start of the 2010-11 season.
- With the win Feb. 23 over Minnesota, Ohio State finished a perfect 19-0 at home for the third time in Jim Foster's 10 years as head coach. His first team in 2003 went 14-0 and his 2005 team 17-0.
- Ohio State led the Big Ten and ranked seventh in the NCAA in FG percentage at 46.2 percent. It also finished 14th in the NCAA in 3-point shooting at 35.9 percent.
- Ohio State was second in the conference and 13th in the NCAA with 74.8 ppg. Ohio State also led the Big Ten in blocked shots (5.5) and assist/TO ratio (+1.13).
- Senior Samantha Prahalis and junior Tayler Hill finished 1-2 in the Big Ten with 22.5 and 20.3 ppg, respectively, in conference play. Hill ranked 14th nationally with 20.4 points in all games, while Prahalis was 17th with 19.8. The duo combined for 58 in the win over Iowa Jan. 2 in Columbus and again in the win over Minnesota Feb. 23.
- Prahalis and Hill had the second-highest total points per game average by a team duo in Division I at 40.2 ppg. Tennessee-Martin's Heather Butler (24.1 ppg) and Jasmine Newsome (19.9 ppg) had the highest at 44.0.
- Prahalis led the Big Ten and ranked 10th nationally in assists with 6.3 per game. She also led the Big Ten in minutes played (37.7) and ranks among the leaders in steals (2.2), FT percentage (.838), 3FGs made (62) and assist-turnover ratio (+1.8).



No one could have written a better script when **Samantha Prahalis** poured in a school-record 42 points in a blowout win over Minnesota on Senior Night in her final game at Value City Arena. Afterwards, she addressed the crowd and thanked everyone for making her four years as a Buckeye so memorable.

- Prahalis was named one of eight a finalist for the Nancy Lieberman Award, given to the nation's most outstanding point guard. She also was named one of 15 finalists for the Women's John R. Wooden Award.
- Sophomore center Ashley Adams led the Big Ten and tied for eighth in the NCAA with 3.0 blocked shots per game.
- The Buckeyes' 15-0 start was the best season start in program history. The 15-game win streak to open the season was the longest by the Buckeyes since winning 17 in a row back in 2006-07. OSU won a school-record 20 in a row in 2005-06 and in 1984-85.
- Ohio State finished unbeaten in non-conference play for just the second time this season in the NCAA era (2000-01).
- Ohio State has hit at least one 3-pointer in 119 consecutive games. They hit a season-high 10 in the win over Iowa Jan. 2.
- Jim Foster recorded his 750th career win Dec. 17 at California. He is just the ninth Division I women's coach to reach 750 career victories. Foster is the eighth winningest active coach in Division I by wins (765).
- Foster won his 250th game at Ohio State with the 77-61 win at Wisconsin Dec. 30, 2011. He is now 261-69 in 10 years in Columbus.
- Ohio State only allowed four teams (Michigan, NW, Illinois, Minnesota) to shoot 50 percent or better this season. Only five teams have shot better than 50 percent against the

Buckeyes over the last 66 games dating to last season.

- The Buckeyes went 20-0 and are 108-9 since the start of the 2007-08 season when they make more than their opponents at the line.

PRAHALIS SETS OHIO STATE SCORING RECORD ON SENIOR NIGHT

Samantha Prahalis made her last home game a memorable one. The senior guard scored a school-record 42 points in her final home game as Ohio State defeated Minnesota 81-56 Feb. 23 in Columbus. "I just got into a pretty good rhythm. It was almost like one of those nights where you don't really see the defenders." Prahalis had 22 points by halftime as the Buckeyes built a 12-point lead. She hit 15 of 27 shots from the field including 7 of 12 3-pointers, and was 5 for 5 at the line. She also had six rebounds, four assists, three steals and zero turnovers before leaving to a standing ovation with 2:27 left after breaking Katie Smith's 1994 record by hitting two free throws. Fans chanted, "Thank you, Samantha!" near the finish.

PRAHALIS RECORDS 2,000 POINTS, 900 ASSISTS

Samantha Prahalis became only the second player in NCAA Division I history to record at least 2,000 points and 900 assists in a career. Courtney Vandersloot of Gonzaga is the other, who recorded 2,000 points and 1,000 assists.

PRAHALIS BREAKS BIG TEN ASSISTS RECORD

With 901 career assists, Prahalis set the Big Ten's all-time record this past season. The previous record of 892 was set by Northwestern's

Nancy Kennelly from 1989-93. Prahalis broke the record with her five assists in the Big Ten quarterfinal win over Michigan March 1. She is the 10th player in Division I history to reach 900 career assists and just the fifth from a major conference school.

In 2009-10 as a sophomore, Prahalis set a Big Ten single-season record with 289 assists.

Big Ten career assist leaders:

1. 901	Samantha Prahalis	OSU 2009-12
2. 892	Nancy Kennelly	NU 1989-93
3. 826	Tina Nicholson	PSU 1993-96
4. 791	Helen Darling	PSU 1997-00
5. 776	Jess Strom	PSU 2002-05

PRAHALIS CLIMBING OHIO STATE SCORING CHART

With 2,010 career points, Samantha Prahalis finished fourth on Ohio State's all-time scoring list. Prahalis has a career scoring average of 15.1 ppg and is just the fourth Buckeye to eclipse 2,000 career points.

Ohio State all-time leading scorers:

Player	Points	Gms	Years
1. Jantel Lavender	2,818	136	2008-11
2. Katie Smith	2,578	124	1993-96
3. Jessica Davenport	2,303	130	2004-07
4. Samantha Prahalis	2,010	133	2009-12

BUCKEYES RECORD THIRD PERFECT SEASON UNDER FOSTER

Since the start of the 2004-05 season, Ohio State has amassed a 132-9 record at home and a 117-8 record at Value City Arena (13-1 at St. John Arena, 2-0 at Nationwide Arena). With the win over Minnesota Feb. 23, the Buckeyes have now posted three perfect home records under head coach Jim Foster, going 14-0 in his first year in 2002-03, 17-0 in 2004-05 and 19-0 this year.

Buckeyes at home in the Foster era:

2002-0314-0
2003-0413-4
2004-0517-0
2005-0616-1
2006-0716-1
2007-0816-1
2008-0916-2
2009-1019-1
2010-1113-3
2011-1219-0
Total	159-13

HOME COOKING

Ohio State has won 22 consecutive games at home dating to the 2010-2011 season -- the longest current home winning streak in the Big Ten. The Buckeyes finished 19-0 at home in 2011-12 after winning its last three home games of the 2010-11 season.

HILL, PRAHALIS COMBINE FOR 58 IN COMEBACK WIN OVER IOWA

Samantha Prahalis scored 30 points and Tayler Hill added 28 to rally Ohio State from a 15-point first-half deficit for an 84-71 victory over Iowa Jan. 2. After falling behind by 15, the Buckeyes scored 23 of the next 26 points to take the lead and then pulled away. Ohio State made 10 of 15 3-pointers, including 4 of 6 by Prahalis and 5 of 7 by Hill.

HILL'S SCORING INCREASE HIGHEST IN BIG TEN THIS SEASON

Name	2010-11	2011-12	Diff.
1. Tayler Hill, OSU	10.4	20.4	+10.0
2. Dannielle Diamant, NU	4.7	13.9	+9.2
3. Tayler Wurtz, WIS	7.4	16.1	+8.7

YOUTHFUL BUNCH

According to data compiled by the NCAA, Ohio State featured the youngest roster in the Big Ten in 2011-12 with just one senior, three juniors, five sophomores and four freshmen. Two Buckeyes -- Hill and Prahalis -- had 233 career starts between them, with the 11 other players having just 115 combined. Aside from Prahalis (132 career starts) and Hill (101), the Buckeyes had just six other players in Adams (48), Stokes (33), Beach (30), Moore (2), Ferguson (1) and Ellerbe (1) with starting experience.

MAGIC NUMBER 70

Score 70 and good results usually follow. Since the start of the 2009-10 season, Ohio State is 67-3 when scoring at least 70 points, including 22-0 this year and 3-7 when scoring fewer. In 2010-11 Ohio State went 20-3 when scoring 70, including 14-0 when scoring at least 80. They were 4-7 when scoring fewer than 70. Ohio State was 25-0 in 2009-10 when scoring 70 or more and 6-5 when scoring fewer.

HILL JOINS THE 1,000-POINT CLUB

With her 17th and 18th points against Washington State Dec. 22, Tayler Hill eclipsed the 1,000-point mark, become the 30th player in Ohio State history to score at least 1,000 points.

Hill currently has 1,381 points and has a career average of 13.5 points per game.

BUCKEYES VS. THE NATION

Since start of 2005-06 season, Ohio State has amassed a 26-13 record vs. major (BCS) conference schools, other than the Big Ten. Here is a breakdown of Ohio State's record vs. those schools.

SEC (6-7)

Auburn0-2
Florida0-1
Kentucky1-0
LSU2-2
Mississippi2-0
Mississippi State1-1
Tennessee0-1

ACC (5-4)

Boston College2-1
Duke0-1
Florida State1-1
Georgia Tech1-0
UNC0-1
Virginia1-0

PAC-12 (6-1)

California2-0
USC2-0
Stanford0-1
Washington2-0

BIG EAST (2-1)

UConn0-1
Syracuse1-1
West Virginia1-0

Big 12 (7-0)

Nebraska2-0
Oklahoma4-0
Oklahoma State1-0

NOVEMBER DOMINANCE

This season Ohio State continued its hot season starts, improving to 51-5 all-time under Jim Foster in the month of November.

2002 3-1
2003 3-0
2004 5-1
2005 4-0
2006 6-0
2007 5-2
2008 6-1
2009 8-0
2010 5-0
2011 6-0
Total 51-5

MORE MILESTONES FOR FOSTER

Ohio State recorded its 10th consecutive 20-win season, marking the 26th of Coach Foster's career, his 13th consecutive overall and his 10th in Columbus, the most of any coach at Ohio State. Foster has done it each year at Ohio State since his first season in 2002-03, including two 30-win seasons (2004-05, 2009-10).

Foster is just the second collegiate coach -- men's or women's at any level -- to win at least 200 games at three different schools (C. Vivian Stringer is the other). Foster spent 13 seasons at St. Joseph's (248-126) and 11 at Vanderbilt (256-99) before coaching at Ohio State.

FOSTER WINS NO. 750

Lost in the dramatics of Ohio State's win at Cal Dec. 17 was the fact that head coach Jim Foster quietly recorded his 750th career win, becoming the ninth Division I women's coach to reach that plateau. He is the eighth winningest active coach in Division I (by wins, 765).

2011-12 STATISTICS/RESULTS

RECORD:	OVERALL	HOME	AWAY	NEUTRAL
ALL GAMES	25-7	19-0	5-5	1-2
CONFERENCE	11-5	8-0	3-5	0-0
NON-CONFERENCE	14-2	11-0	2-0	1-2

#	Player	gp-gs	min	avg	Total	3-Point	F-Throw	Rebounds		pf	dq	a	to	blk	stl	pts	avg
					fg-fga	fg%	3fg-fga	3fg%	ft-fa	ft%	off	def	tot	avg			
04	Hill, Tayler	32-32	1175	36.7	215-453	.475	82-196	.418	141-183	.770	34	99	133	4.2	47	0	75
21	Prahalis, Samantha	31-31	1169	37.7	216-495	.436	62-179	.346	119-142	.838	28	100	128	4.1	58	2	194
03	Stokes, Amber	32-32	839	26.2	100-216	.463	3-15	.200	37-63	.587	57	59	116	3.6	76	0	60
33	Adams, Ashley	32-32	913	28.5	100-190	.526	0-0	.000	26-43	.605	64	158	222	6.9	54	0	69
22	Moore, Darryce	32-2	491	15.3	67-115	.583	0-0	.000	35-51	.686	37	82	119	3.7	70	2	30
01	Beach, Kalpana	30-30	535	17.8	63-146	.432	0-0	.000	27-34	.794	37	103	140	4.7	40	0	15
31	Ferguson, Raven	32-1	433	13.5	50-116	.431	17-45	.378	15-23	.652	25	42	67	2.1	35	0	21
23	Ellerbe, Martina	30-0	316	10.5	21-51	.412	4-13	.308	6-9	.667	17	38	55	1.8	17	0	16
50	Harmon, Emilee	20-0	134	6.7	17-38	.447	0-0	.000	13-22	.591	17	18	35	1.8	16	0	3
12	Kynard, Maleeka	25-0	171	6.8	13-31	.419	5-19	.263	13-14	.929	7	13	20	0.8	24	0	9
15	Dobranic, Aleksandra	17-0	100	5.9	13-27	.481	0-0	.000	4-7	.571	9	15	24	1.4	10	0	3
25	Scullion, Amy	14-0	94	6.7	5-12	.417	0-2	.000	19-23	.826	5	8	13	0.9	7	0	3
11	Honeycutt, Shelbi	11-0	56	5.1	1-16	.063	0-13	.000	3-3	1.000	3	8	11	1.0	1	0	4
Team											47	70	117				13
Total.....		32	6426		881-1906	.462	173-482	.359	458-617	.742	387	813	1200	37.5	455	4	502
Opponents.....		32	6425		745-1972	.378	156-463	.337	365-526	.694	495	733	1228	38.4	540	-	380

TEAM STATISTICS	OSU	OPP
SCORING	2393	2011
Points per game	74.8	62.8
Scoring margin	+11.9	-
FIELD GOALS-ATT	881-1906	745-1972
Field goal pct	.462	.378
3 POINT FG-ATT	173-482	156-463
3-point FG pct	.359	.337
3-pt FG made per game	5.4	4.9
FREE THROWS-ATT	458-617	365-526
Free throw pct	.742	.694
F-Throws made per game	14.3	11.4
REBOUNDS	1200	1228
Rebounds per game	37.5	38.4
Rebounding margin	-0.9	-
ASSISTS	502	380
Assists per game	15.7	11.9
TURNOVERS	447	531
Turnovers per game	14.0	16.6
Turnover margin	+2.6	-
Assist/turnover ratio	1.1	0.7
STEALS	273	179
Steals per game	8.5	5.6
BLOCKS	182	70
Blocks per game	5.7	2.2
ATTENDANCE	69650	57723
Home games-Avg/Game	19-3666	10-5353
Neutral site-Avg/Game	-	3-1398

Score by Periods	1st	2nd	OT	Totals
Ohio State	1140	1244	9	2393
Opponents	976	1029	6	2011

Date	Opponent		Score	Att.
11/13/11	TENNESSEE STATE	W	78-51	3132
11/18/11	TEMPLE	W	70-66	3659
11/22/11	HOWARD	W	73-50	2485
11/25/11	STONY BROOK	W	84-37	2616
11/27/11	LSU	W	77-68	3474
11/30/11	FLORIDA STATE	Wot	78-75	2850
12/04/11	at Oklahoma	W	69-63	6786
12/10/11	CANISIUS	W	84-41	2616
12/13/11	SOUTHERN	W	83-49	2817
12/17/11	at California	W	77-75	3942
12/19/11	CHARLOTTE	W	88-58	2643
12/20/11	SOUTHERN UTAH	W	88-50	2593
12/22/11	WASHINGTON STATE	W	79-57	3120
* 12/30/11	at Wisconsin	W	77-61	5175
* 01/02/12	IOWA	W	84-71	3295
* 01/07/12	at Michigan	L	62-73	3331
* 01/12/12	NORTHWESTERN	W	82-72	3188
* 01/15/12	at Michigan State	W	64-56	14181
* 01/19/12	NEBRASKA	W	82-68	3008
* 01/22/12	ILLINOIS	W	96-84	6687
* 01/26/12	at Indiana	W	73-55	1490
* 01/29/12	at Minnesota	L	65-76	5626
* 02/06/12	WISCONSIN	W	72-58	3817
* 02/09/12	at Illinois	L	65-66	1006
* 02/12/12	PURDUE	W	80-71	8422
* 02/16/12	INDIANA	W	75-54	3884
* 02/20/12	at Penn State	L	66-84	5209
* 02/23/12	MINNESOTA	W	81-56	5344
* 02/26/12	at Nebraska	L	57-71	6782
3/2/12	vs MICHIGAN	W	57-48	0
3/3/12	vs NEBRASKA	L	62-77	0
03/18/12	vs Florida	L	65-70	4195

* - Conference game

2011-12 BIG TEN STATISTICS/RESULTS

RECORD:	OVERALL	HOME	AWAY	NEUTRAL
ALL GAMES	11-5	8-0	3-5	0-0
CONFERENCE	11-5	8-0	3-5	0-0
NON-CONFERENCE	0-0	0-0	0-0	0-0

#	Player	gp-gs	min	avg	Total		3-Point		F-Throw		Rebounds				pf	dq	a	to	blk	stl	pts	avg
					fg-fga	fg%	3fg-fga	3fg%	ft-fa	ft%	off	def	tot	avg								
21	Prahalis, Samantha	15-15	591	39.4	119-273	.436	34-89	.382	65-82	.793	13	41	54	3.6	27	0	89	55	3	35	337	22.5
04	Hill, Tayler	16-16	617	38.6	105-233	.451	43-99	.434	72-100	.720	25	53	78	4.9	26	0	42	39	12	42	325	20.3
03	Stokes, Amber	16-16	432	27.0	53-120	.442	2-8	.250	19-33	.576	33	32	65	4.1	44	0	29	18	3	18	127	7.9
33	Adams, Ashley	16-16	470	29.4	54-95	.568	0-0	.000	11-15	.733	28	91	119	7.4	32	0	32	39	53	15	119	7.4
22	Moore, Darryce	16-0	237	14.8	28-48	.583	0-0	.000	17-24	.708	16	30	46	2.9	37	2	15	16	8	10	73	4.6
01	Beach, Kalpana	16-16	264	16.5	27-62	.435	0-0	.000	13-18	.722	13	45	58	3.6	18	0	5	9	10	4	67	4.2
31	Ferguson, Raven	16-1	193	12.1	18-45	.400	8-20	.400	6-7	.857	6	21	27	1.7	19	0	9	15	2	4	50	3.1
23	Ellerbe, Martina	16-0	161	10.1	10-17	.588	1-3	.333	6-9	.667	12	12	24	1.5	8	0	2	7	7	4	27	1.7
50	Harmon, Emilee	10-0	73	7.3	11-22	.500	0-0	.000	4-8	.500	11	7	18	1.8	8	0	2	5	1	0	26	2.6
12	Kynard, Maleeka	14-0	94	6.7	6-14	.429	3-10	.300	2-2	1.000	4	6	10	0.7	14	0	2	7	0	4	17	1.2
15	Dobranic, Aleksandra	8-0	43	5.4	5-11	.455	0-0	.000	0-0	.000	3	8	11	1.4	6	0	1	6	1	0	10	1.3
25	Scullion, Amy	3-0	15	5.0	0-1	.000	0-1	.000	3-6	.500	2	1	3	1.0	0	0	1	0	0	0	3	1.0
11	Honeycutt, Shelbi	3-0	10	3.3	0-5	.000	0-5	.000	0-0	.000	1	2	3	1.0	0	0	0	1	0	0	0	0.0
Team											24	25	49					7				
Total.....		16	3200		436-946	.461	91-235	.387	218-304	.717	191	374	565	35.3	239	2	229	224	100	136	1181	73.8
Opponents.....		16	3200		393-972	.404	82-223	.368	208-280	.743	243	372	615	38.4	268	-	199	263	40	81	1076	67.2

TEAM STATISTICS	OSU	OPP	Date	Opponent	Score	Att.
SCORING	1181	1076	* 12/30/11	at Wisconsin	w 77-61	5175
Points per game	73.8	67.2	* 01/02/12	IOWA	w 84-71	3295
Scoring margin	+6.6	-	* 01/07/12	at Michigan	L 62-73	3331
FIELD GOALS-ATT	436-946	393-972	* 01/12/12	NORTHWESTERN	w 82-72	3188
Field goal pct	.461	.404	* 01/15/12	at Michigan State	w 64-56	14181
3 POINT FG-ATT	91-235	82-223	* 01/19/12	NEBRASKA	w 82-68	3008
3-point FG pct	.387	.368	* 01/22/12	ILLINOIS	w 96-84	6687
3-pt FG made per game	5.7	5.1	* 01/26/12	at Indiana	w 73-55	1490
FREE THROWS-ATT	218-304	208-280	* 01/29/12	at Minnesota	L 65-76	5626
Free throw pct	.717	.743	* 02/06/12	WISCONSIN	w 72-58	3817
F-Throws made per game	13.6	13.0	* 02/09/12	at Illinois	L 65-66	1006
REBOUNDS	565	615	* 02/12/12	PURDUE	w 80-71	8422
Rebounds per game	35.3	38.4	* 02/16/12	INDIANA	w 75-54	3884
Rebounding margin	-3.1	-	* 02/20/12	at Penn State	L 66-84	5209
ASSISTS	229	199	* 02/23/12	MINNESOTA	w 81-56	5344
Assists per game	14.3	12.4	* 02/26/12	at Nebraska	L 57-71	6782
TURNOVERS	224	263				
Turnovers per game	14.0	16.4				
Turnover margin	+2.4	-				
Assist/turnover ratio	1.0	0.8				
STEALS	136	81				
Steals per game	8.5	5.1				
BLOCKS	100	40				
Blocks per game	6.3	2.5				
ATTENDANCE	37645	42800				
Home games-Avg/Game	8-4706	8-5350				
Neutral site-Avg/Game	-	0-0				

Score by Periods	1st	2nd	Totals
Ohio State	534	647	1181
Opponents	529	547	1076

2011-12 TEAM STATISTICS

Opponent	Date	Score		Total		3-Pointers		Free throws		Rebounds				pf	a	t/o	blk	stl	pts	avg
				fg-fga	pct	3fg-fga	pct	ft-fa	pct	off	def	tot	avg							
TENNESSEE STATE	11/13/11	78-51	W	26-54	.481	3-11	.273	23-29	.793	12	34	46	46.0	13	19	19	8	10	78	78.0
TEMPLE	11/18/11	70-66	W	21-53	.396	3-10	.300	25-31	.806	11	26	37	41.5	12	10	13	0	8	70	74.0
HOWARD	11/22/11	73-50	W	29-60	.483	6-18	.333	9-16	.563	12	36	48	43.7	10	21	16	4	4	73	73.7
STONY BROOK	11/25/11	84-37	W	31-54	.574	6-14	.429	16-19	.842	10	35	45	44.0	7	23	15	10	4	84	76.2
LSU	11/27/11	77-68	W	25-52	.481	7-17	.412	20-23	.870	7	24	31	41.4	16	17	14	4	6	77	76.4
FLORIDA STATE	11/30/11	78-75	Wot	31-82	.378	7-21	.333	9-16	.563	22	28	50	42.8	19	17	16	5	13	78	76.7
at Oklahoma	12/04/11	69-63	W	27-54	.500	4-10	.400	11-14	.786	7	22	29	40.9	13	16	14	3	10	69	75.6
CANISIUS	12/10/11	84-41	W	27-53	.509	5-19	.263	25-29	.862	10	27	37	40.4	13	16	14	5	13	84	76.6
SOUTHERN	12/13/11	83-49	W	32-60	.533	6-15	.400	13-17	.765	12	29	41	40.4	7	18	11	6	10	83	77.3
at California	12/17/11	77-75	W	28-61	.459	4-14	.286	17-23	.739	11	17	28	39.2	25	20	10	3	6	77	77.3
CHARLOTTE	12/19/11	88-58	W	33-66	.500	8-18	.444	14-17	.824	15	29	44	39.6	12	21	15	4	9	88	78.3
SOUTHERN UTAH	12/20/11	88-50	W	32-70	.457	6-20	.300	18-22	.818	18	24	42	39.8	12	23	9	4	14	88	79.1
WASHINGTON STATE	12/22/11	79-57	W	27-61	.443	6-17	.353	19-25	.760	14	26	40	39.8	14	16	9	3	9	79	79.1
at Wisconsin	12/30/11	77-61	W	31-64	.484	5-14	.357	10-15	.667	11	30	41	39.9	13	18	7	5	7	77	78.9
IOWA	01/02/12	84-71	W	28-59	.475	10-15	.667	18-23	.783	11	22	33	39.5	13	11	10	4	9	84	79.3
at Michigan	01/07/12	62-73	L	21-57	.368	5-21	.238	15-24	.625	17	17	34	39.1	16	12	15	3	9	62	78.2
NORTHWESTERN	01/12/12	82-72	W	32-63	.508	7-18	.389	11-15	.733	10	20	30	38.6	11	15	12	6	9	82	78.4
at Michigan State	01/15/12	64-56	W	25-52	.481	4-12	.333	10-11	.909	8	23	31	38.2	15	11	16	5	5	64	77.6
NEBRASKA	01/19/12	82-68	W	32-61	.525	3-4	.750	15-22	.682	10	29	39	38.2	14	20	12	12	8	82	77.8
ILLINOIS	01/22/12	96-84	W	33-58	.569	8-12	.667	22-26	.846	7	22	29	37.8	17	17	14	4	12	96	78.8
at Indiana	01/26/12	73-55	W	29-62	.468	4-10	.400	11-17	.647	12	30	42	38.0	16	14	14	10	12	73	78.5
at Minnesota	01/29/12	65-76	L	22-64	.344	7-21	.333	14-24	.583	19	18	37	37.9	17	11	15	7	13	65	77.9
WISCONSIN	02/06/12	72-58	W	27-57	.474	6-12	.500	12-17	.706	15	21	36	37.8	6	10	16	12	8	72	77.6
at Illinois	02/09/12	65-66	L	27-54	.500	6-12	.500	5-6	.833	7	21	28	37.4	12	17	21	6	5	65	77.1
PURDUE	02/12/12	80-71	W	28-53	.528	4-12	.333	20-27	.741	8	16	24	36.9	13	14	11	7	6	80	77.2
INDIANA	02/16/12	75-54	W	32-58	.552	7-15	.467	4-7	.571	15	32	47	37.3	12	23	22	7	8	75	77.1
at Penn State	02/20/12	66-84	L	25-62	.403	3-15	.200	13-18	.722	8	24	32	37.1	23	14	14	7	9	66	76.7
MINNESOTA	02/23/12	81-56	W	26-67	.388	9-23	.391	20-27	.741	17	29	46	37.4	21	14	8	2	6	81	76.9
at Nebraska	02/26/12	57-71	L	18-55	.327	3-19	.158	18-25	.720	16	20	36	37.3	20	8	17	3	10	57	76.2
vs MICHIGAN	3/2/12	57-48	W	23-60	.383	5-16	.313	6-8	.750	15	30	45	37.6	14	13	21	5	10	57	75.5
vs NEBRASKA	3/3/12	62-77	L	25-61	.410	2-16	.125	10-14	.714	14	23	37	37.6	17	10	14	7	4	62	75.1
vs Florida	03/18/12	65-70	L	28-59	.475	4-11	.364	5-10	.500	6	29	35	37.5	12	13	13	11	7	65	74.8
Ohio State		2393		881-1906	.462	173-482	.359	458-617	.742	387	813	1200	37.5	455	502	447	182	273	2393	74.8
Opponents		2011		745-1972	.378	156-463	.337	365-526	.694	495	733	1228	38.4	540	380	531	70	179	2011	62.8

Games played: 32
Points/game: 74.8
FG Pct: 46.2
3FG Pct: 35.9
FT Pct: 74.2

Rebounds/game: 37.5
Assists/game: 15.7
Turnovers/game: 14.0
Assist/turnover ratio: 1.1
Steals/game: 8.5
Blocks/game: 5.7

2011-12 OPPONENT STATISTICS

Opponent	Date	Score		Total		3-Pointers		Free throws		Rebounds				pf	a	t/o	blk	stl	pts	avg
				fg-fga	pct	3fg-fga	pct	ft-fa	pct	off	def	tot	avg							
TENNESSEE STATE	11/13/11	78-51	W	20-63	.317	7-22	.318	4-9	.444	13	20	33	33.0	21	13	23	2	6	51	51.0
TEMPLE	11/18/11	70-66	W	24-60	.400	5-18	.278	13-20	.650	14	25	39	36.0	21	13	16	1	7	66	58.5
HOWARD	11/22/11	73-50	W	19-69	.275	3-14	.214	9-12	.750	15	23	38	36.7	18	5	11	1	12	50	55.7
STONY BROOK	11/25/11	84-37	W	13-61	.213	1-12	.083	10-14	.714	14	15	29	34.8	16	8	13	0	3	37	51.0
LSU	11/27/11	77-68	W	28-68	.412	2-9	.222	10-17	.588	19	22	41	36.0	19	14	14	4	6	68	54.4
FLORIDA STATE	11/30/11	78-75	Wot	27-69	.391	4-14	.286	17-29	.586	21	32	53	38.8	17	13	22	3	5	75	57.8
at Oklahoma	12/04/11	69-63	W	26-61	.426	6-18	.333	5-6	.833	14	23	37	38.6	17	12	14	3	8	63	58.6
CANISIUS	12/10/11	84-41	W	15-51	.294	7-16	.438	4-9	.444	11	18	29	37.4	23	12	25	1	1	41	56.4
SOUTHERN	12/13/11	83-49	W	20-63	.317	4-10	.400	5-6	.833	14	19	33	36.9	13	10	14	0	9	49	55.6
at California	12/17/11	77-75	W	27-60	.450	1-6	.167	20-38	.526	21	23	44	37.6	17	10	13	2	4	75	57.5
CHARLOTTE	12/19/11	88-58	W	21-63	.333	3-6	.500	13-18	.722	16	19	35	37.4	16	9	17	4	6	58	57.5
SOUTHERN UTAH	12/20/11	88-50	W	18-49	.367	1-4	.250	13-18	.722	11	24	35	37.2	16	9	27	0	2	50	56.9
WASHINGTON STATE	12/22/11	79-57	W	23-68	.338	5-20	.250	6-11	.545	21	24	45	37.8	22	12	18	2	4	57	56.9
at Wisconsin	12/30/11	77-61	W	24-62	.387	8-20	.400	5-8	.625	10	26	36	37.6	14	14	11	1	2	61	57.2
IOWA	01/02/12	84-71	W	24-60	.400	7-15	.467	16-17	.941	14	22	36	37.5	17	16	15	3	4	71	58.1
at Michigan	01/07/12	62-73	L	25-46	.543	5-11	.455	18-23	.783	7	23	30	37.1	16	11	17	3	5	73	59.1
NORTHWESTERN	01/12/12	82-72	W	27-51	.529	6-14	.429	12-15	.800	5	24	29	36.6	11	15	17	3	4	72	59.8
at Michigan State	01/15/12	64-56	W	20-56	.357	3-15	.200	13-22	.591	16	20	36	36.6	14	11	12	1	9	56	59.6
NEBRASKA	01/19/12	82-68	W	25-74	.338	7-29	.241	11-12	.917	20	23	43	36.9	20	10	15	4	2	68	60.1
ILLINOIS	01/22/12	96-84	W	32-61	.525	5-11	.455	15-23	.652	12	20	32	36.7	22	12	21	3	6	84	61.2
at Indiana	01/26/12	73-55	W	21-72	.292	6-15	.400	7-14	.500	26	27	53	37.4	15	11	16	4	7	55	61.0
at Minnesota	01/29/12	65-76	L	27-54	.500	6-10	.600	16-17	.941	10	29	39	37.5	18	20	20	2	7	76	61.6
WISCONSIN	02/06/12	72-58	W	23-58	.397	12-24	.500	0-1	.000	15	17	32	37.3	16	12	22	1	3	58	61.5
at Illinois	02/09/12	65-66	L	27-61	.443	2-9	.222	10-16	.625	16	20	36	37.2	10	14	19	5	13	66	61.7
PURDUE	02/12/12	80-71	W	29-61	.475	4-11	.364	9-13	.692	19	22	41	37.4	21	17	18	4	1	71	62.0
INDIANA	02/16/12	75-54	W	19-66	.288	4-13	.308	12-15	.800	16	13	29	37.0	15	11	12	2	4	54	61.7
at Penn State	02/20/12	66-84	L	29-76	.382	2-5	.400	24-35	.686	29	31	60	37.9	18	10	14	2	8	84	62.6
MINNESOTA	02/23/12	81-56	W	17-59	.288	1-6	.167	21-25	.840	15	30	45	38.1	23	6	18	1	1	56	62.3
at Nebraska	02/26/12	57-71	L	24-55	.436	4-15	.267	19-24	.792	13	25	38	38.1	18	9	16	1	5	71	62.6
vs MICHIGAN	3/2/12	57-48	W	19-55	.345	7-25	.280	3-7	.429	8	24	32	37.9	13	12	17	3	13	48	62.1
vs NEBRASKA	3/3/12	62-77	L	26-66	.394	9-25	.360	16-19	.842	20	24	44	38.1	11	15	14	2	9	77	62.6
vs Florida	03/18/12	65-70	L	26-74	.351	9-21	.429	9-13	.692	20	26	46	38.4	12	14	10	2	3	70	62.8
Opponents		2011		745-1972	.378	156-463	.337	365-526	.694	495	733	1228	38.4	540	380	531	70	179	2011	62.8
Ohio State		2393		881-1906	.462	173-482	.359	458-617	.742	387	813	1200	37.5	455	502	447	182	273	2393	74.8

Games played: 32
 Points/game: 62.8
 FG Pct: 37.8
 3FG Pct: 33.7
 FT Pct: 69.4

Rebounds/game: 38.4
 Assists/game: 11.9
 Turnovers/game: 16.6
 Assist/turnover ratio: 0.7
 Steals/game: 5.6
 Blocks/game: 2.2

2011-12 RESULTS

RECORD:	OVERALL	HOME	AWAY	NEUTRAL
ALL GAMES	25-6	19-0	5-5	1-1
CONFERENCE	11-5	8-0	3-5	0-0
NON-CONFERENCE	14-1	11-0	2-0	1-1

Date	Opponent	Score	Att.	High Points	High Rebounds
11/13/11	TENNESSEE STATE	W 78-51	3132	(17)Hill, Tayler (17)Prahalis, Samantha	(8)Ferguson, Raven
11/18/11	TEMPLE	W 70-66	3659	(24)Hill, Tayler	(8)Adams, Ashley
11/22/11	HOWARD	W 73-50	2485	(18)Hill, Tayler	(12)Beach, Kalpana
11/25/11	STONY BROOK	W 84-37	2616	(25)Prahalis, Samantha	(7)Moore, Darryce
11/27/11	LSU	W 77-68	3474	(28)Prahalis, Samantha	(8)Prahalis, Samantha
11/30/11	FLORIDA STATE	Wot 78-75	2850	(31)Hill, Tayler	(14)Adams, Ashley
12/04/11	at Oklahoma	W 69-63	6786	(20)Hill, Tayler	(8)Adams, Ashley
12/10/11	CANISIUS	W 84-41	2616	(21)Hill, Tayler	(6)Dobranic, Aleksandra (6)Ferguson, Raven (6)Prahalis, Samantha
12/13/11	SOUTHERN	W 83-49	2817	(21)Hill, Tayler	(6)Moore, Darryce (6)Adams, Ashley
12/17/11	at California	W 77-75	3942	(20)Prahalis, Samantha	(6)Moore, Darryce (6)Prahalis, Samantha
12/19/11	CHARLOTTE	W 88-58	2643	(25)Hill, Tayler	(7)Moore, Darryce (7)Adams, Ashley
12/20/11	SOUTHERN UTAH	W 88-50	2593	(24)Hill, Tayler	(6)Ellerbe, Martina (6)Beach, Kalpana (6)Prahalis, Samantha
12/22/11	WASHINGTON STATE	W 79-57	3120	(21)Hill, Tayler	(8)Beach, Kalpana
12/30/11	*at Wisconsin	W 77-61	5175	(21)Hill, Tayler	(8)Beach, Kalpana
01/02/12	*IOWA	W 84-71	3295	(30)Prahalis, Samantha	(6)Adams, Ashley
01/07/12	*at Michigan	62-73 L	3331	(17)Prahalis, Samantha	(5)Moore, Darryce (5)Beach, Kalpana
01/12/12	*NORTHWESTERN	W 82-72	3188	(24)Hill, Tayler	(8)Prahalis, Samantha
01/15/12	*at Michigan State	W 64-56	14181	(21)Hill, Tayler	(7)Hill, Tayler
01/19/12	*NEBRASKA	W 82-68	3008	(21)Hill, Tayler	(11)Adams, Ashley
01/22/12	*ILLINOIS	W 96-84	6687	(28)Prahalis, Samantha	(6)Stokes, Amber
01/26/12	*at Indiana	W 73-55	1490	(18)Hill, Tayler (18)Prahalis, Samantha	(12)Adams, Ashley
01/29/12	*at Minnesota	65-76 L	5626	(26)Hill, Tayler	(12)Adams, Ashley
02/06/12	*WISCONSIN	W 72-58	3817	(34)Prahalis, Samantha	(10)Adams, Ashley
02/09/12	*at Illinois	65-66 L	1006	(20)Hill, Tayler	(8)Adams, Ashley
02/12/12	*PURDUE	W 80-71	8422	(26)Prahalis, Samantha	(7)Adams, Ashley
02/16/12	*INDIANA	W 75-54	3884	(27)Hill, Tayler	(8)Adams, Ashley (8)Beach, Kalpana
02/20/12	*at Penn State	66-84 L	5209	(16)Hill, Tayler (16)Prahalis, Samantha	(6)Harmon, Emilee
02/23/12	*MINNESOTA	W 81-56	5344	(42)Prahalis, Samantha	(9)Adams, Ashley
02/26/12	*at Nebraska	57-71 L	6782	(18)Prahalis, Samantha	(11)Adams, Ashley
3/2/12	vs MICHIGAN	W 57-48		(19)Hill, Tayler	(9)Stokes, Amber
3/3/12	vs NEBRASKA	62-77 L		(23)Prahalis, Samantha	(8)Stokes, Amber (8)Adams, Ashley

* - Conference game

Attendance Summary	Games	Attend	Avg/Game
Home	19	69650	3666
Away	10	53528	5353
Neutral	2	0	0
Total	31	123178	3973

SEASON/CAREER STATISTICS

SEASON STATISTICS

CAREER STATISTICS

SUMMARY	gp-gs	min/g	fg%	3fg%	ft%	r/g	a/g	stl	blk	pts/g	gp-gs	min/g	fg%	3fg%	ft%	r/g	a/g	stl	blk	pts/g
Hill, Tayler	32-32	36.7	.475	.418	.770	4.2	2.3	81	16	20.4	102-101	31.6	.440	.358	.757	3.7	2.5	174	40	13.5
Prahalis, Samantha	31-31	37.7	.436	.346	.838	4.1	6.3	67	6	19.8	133-132	35.0	.406	.314	.814	3.6	6.8	247	14	15.1
Stokes, Amber	32-32	26.2	.463	.200	.587	3.6	1.9	39	10	7.5	89-33	15.6	.466	.261	.580	2.1	1.1	70	19	4.4
Adams, Ashley	32-32	28.5	.526	.000	.605	6.9	2.2	29	96	7.1	58-48	24.6	.559	.000	.590	5.8	1.8	40	155	6.6
Moore, Darryce	32-2	15.3	.583	.000	.686	3.7	0.9	14	15	5.3	41-2	12.7	.587	.000	.655	3.0	0.7	14	15	4.4
Beach, Kalpana	30-30	17.8	.432	.000	.794	4.7	0.5	7	21	5.1	30-30	17.8	.432	.000	.794	4.7	0.5	7	21	5.1
Ferguson, Raven	32-1	13.5	.431	.378	.652	2.1	0.7	13	3	4.1	32-1	13.5	.431	.378	.652	2.1	0.7	13	3	4.1
Ellerbe, Martina	30-0	10.5	.412	.308	.667	1.8	0.5	7	10	1.7	60-1	9.7	.406	.189	.667	1.7	0.4	12	15	1.7
Harmon, Emilee	20-0	6.7	.447	.000	.591	1.8	0.2	1	2	2.4	46-0	5.7	.405	.000	.463	1.4	0.2	4	5	1.7
Kynard, Maleeka	25-0	6.8	.419	.263	.929	0.8	0.4	9	0	1.8	25-0	6.8	.419	.263	.929	0.8	0.4	9	0	1.8
Dobranic, Aleksandra	17-0	5.9	.481	.000	.571	1.4	0.2	2	1	1.8	32-0	4.9	.447	.000	.667	1.1	0.2	4	3	1.3
Scullion, Amy	14-0	6.7	.417	.000	.826	0.9	0.2	4	2	2.1	14-0	6.7	.417	.000	.826	0.9	0.2	4	2	2.1
Honeycutt, Shelbi	11-0	5.1	.063	.000	1.000	1.0	0.4	0	0	0.5	11-0	5.1	.063	.000	1.000	1.0	0.4	0	0	0.5

SCORING	fg-fga	fg%	3fg-fga	3fg%	ft-fta	ft%	pts	pts/g	fg-fga	fg%	3fg-fga	3fg%	ft-fta	ft%	pts	pts/g
Hill, Tayler	215-453	.475	82-196	.418	141-183	.770	653	20.4	431-979	.440	130-363	.358	389-514	.757	1381	13.5
Prahalis, Samantha	216-495	.436	62-179	.346	119-142	.838	613	19.8	689-1697	.406	190-605	.314	442-543	.814	2010	15.1
Stokes, Amber	100-216	.463	3-15	.200	37-63	.587	240	7.5	163-350	.466	6-23	.261	58-100	.580	390	4.4
Adams, Ashley	100-190	.526	0-0	.000	26-43	.605	226	7.1	167-299	.559	0-0	.000	49-83	.590	383	6.6
Moore, Darryce	67-115	.583	0-0	.000	35-51	.686	169	5.3	71-121	.587	0-0	.000	38-58	.655	180	4.4
Beach, Kalpana	63-146	.432	0-0	.000	27-34	.794	153	5.1	63-146	.432	0-0	.000	27-34	.794	153	5.1
Ferguson, Raven	50-116	.431	17-45	.378	15-23	.652	132	4.1	50-116	.431	17-45	.378	15-23	.652	132	4.1
Ellerbe, Martina	21-51	.412	4-13	.308	6-9	.667	52	1.7	41-101	.406	7-37	.189	14-21	.667	103	1.7
Harmon, Emilee	17-38	.447	0-0	.000	13-22	.591	47	2.4	30-74	.405	0-0	.000	19-41	.463	79	1.7
Kynard, Maleeka	13-31	.419	5-19	.263	13-14	.929	44	1.8	13-31	.419	5-19	.263	13-14	.929	44	1.8
Dobranic, Aleksandra	13-27	.481	0-0	.000	4-7	.571	30	1.8	17-38	.447	0-0	.000	6-9	.667	40	1.3
Scullion, Amy	5-12	.417	0-2	.000	19-23	.826	29	2.1	5-12	.417	0-2	.000	19-23	.826	29	2.1
Honeycutt, Shelbi	1-16	.063	0-13	.000	3-3	1.000	5	0.5	1-16	.063	0-13	.000	3-3	1.000	5	0.5

TOTALS	o-reb	d-reb	t-reb	pf	fo	ast	to	a/to	o-reb	d-reb	t-reb	pf	fo	ast	to	a/to
Hill, Tayler	34	99	133	47	0	75	74	1.0	118	262	380	139	1	258	203	1.3
Prahalis, Samantha	28	100	128	58	2	194	107	1.8	107	367	474	299	8	901	518	1.7
Stokes, Amber	57	59	116	76	0	60	38	1.6	87	101	188	141	0	97	82	1.2
Adams, Ashley	64	158	222	54	0	69	65	1.1	91	243	334	99	0	102	91	1.1
Moore, Darryce	37	82	119	70	2	30	36	0.8	39	85	124	77	2	30	45	0.7
Beach, Kalpana	37	103	140	40	0	15	28	0.5	37	103	140	40	0	15	28	0.5
Ferguson, Raven	25	42	67	35	0	21	25	0.8	25	42	67	35	0	21	25	0.8
Ellerbe, Martina	17	38	55	17	0	16	13	1.2	29	72	101	42	0	26	30	0.9
Harmon, Emilee	17	18	35	16	0	3	11	0.3	29	35	64	26	0	9	20	0.5
Kynard, Maleeka	7	13	20	24	0	9	16	0.6	7	13	20	24	0	9	16	0.6
Dobranic, Aleksandra	9	15	24	10	0	3	14	0.2	13	23	36	18	0	7	20	0.4
Scullion, Amy	5	8	13	7	0	3	6	0.5	5	8	13	7	0	3	6	0.5
Honeycutt, Shelbi	3	8	11	1	0	4	1	4.0	3	8	11	1	0	4	1	4.0

2011-12 BOX SCORES

GAME 1: Ohio State 78, Tennessee State 51

Tennessee State vs Ohio State

11/13/11 2 p.m. at Value City Arena - Columbus, Ohio

Tennessee State 51 • 0-2

#	Player		Total		3-Ptr	Rebounds					PF	TP	A	TO	Blk	Stl	Min
			FG-FGA	FG-FTA		FT-FTA	Off	Def	Tot								
44	GASTON, Destiney	c	4-6	0-0	0-0	1	3	4	0	8	0	0	0	0	1	18	
21	SHULER, Jasmin	g	6-14	6-8	0-0	0	2	2	4	18	2	9	0	2	33		
22	HESS, Kesi	g	0-5	0-4	0-0	0	4	4	4	0	5	2	0	1	24		
23	MORRIS, Alana	g	1-3	0-1	1-2	0	1	1	0	3	0	1	0	0	19		
32	FOSTER, Tayla	q	1-8	0-3	0-0	1	1	2	1	2	1	5	0	1	29		
01	ALLEN, Rachel		0-2	0-0	1-4	2	0	2	0	1	3	2	0	0	22		
04	HAYNES, Kim		2-7	1-4	1-1	2	0	2	2	6	0	2	0	0	19		
11	JONES, Avery		1-4	0-0	0-1	2	0	2	3	2	0	0	1	1	9		
15	STENSON, Tanesha		0-3	0-1	0-0	1	1	2	0	0	1	0	0	0	4		
30	HUDSON, Chelsea		4-8	0-1	1-1	3	3	6	4	9	0	0	0	0	10		
33	MAYFIELD, Donyeah		1-3	0-0	0-0	0	2	2	3	2	1	2	1	0	11		
35	HOPES, Simone		0-0	0-0	0-0	0	0	0	0	0	0	0	0	0	2		
Team						1	3	4									
Totals			20-63	7-22	4-9	13	20	33	21	51	13	23	2	6	200		

FG % 1st Half: 8-27 29.6% 2nd half: 12-36 33.3% Game: 20-63 31.7%
 3FG % 1st Half: 4-14 28.6% 2nd half: 3-8 37.5% Game: 7-22 31.8%
 FT % 1st Half: 1-3 33.3% 2nd half: 3-6 50.0% Game: 4-9 44.4%

Deadball
Rebounds
1

Ohio State 78 • 1-0

#	Player		Total		3-Ptr	Rebounds					PF	TP	A	TO	Blk	Stl	Min
			FG-FGA	FG-FGA		FT-FTA	Off	Def	Tot								
01	Beach, Kalpana	f	3-7	0-0	4-4	2	4	6	0	10	1	1	2	1	17		
33	Adams, Ashley	c	5-6	0-0	0-0	3	2	5	0	10	3	5	6	1	29		
03	Stokes, Amber	g	1-1	0-0	2-4	0	2	2	1	4	1	4	1	0	16		
04	Hill, Tayler	g	6-14	2-5	3-4	0	2	2	2	17	0	1	0	4	36		
21	Prahalis, Samantha	g	4-12	0-3	9-9	1	3	4	2	17	6	3	0	2	37		
11	Honeycutt, Shelbi		0-0	0-0	2-2	0	0	0	0	2	1	0	0	0	3		
12	Kynard, Maleeka		0-0	0-0	0-0	0	1	1	2	0	0	0	0	0	6		
15	Dobranic, Aleksandra		1-2	0-0	0-0	0	0	0	1	2	0	3	0	0	6		
22	Moore, Darryce		1-1	0-0	1-2	1	3	4	3	3	1	1	0	0	12		
23	Ellerbe, Martina		0-1	0-1	0-0	0	4	4	0	0	1	0	0	0	11		
31	Ferguson, Raven		4-8	1-2	1-2	4	4	8	1	10	2	2	0	1	21		
50	Harmon, Emilee		1-2	0-0	1-2	1	2	3	1	3	0	1	0	0	6		
	Team					0	7	7				1					
Totals			26-54	3-11	23-29	12	34	46	13	78	19	19	8	10	200		

FG % 1st Half: 17-32 53.1% 2nd half: 9-22 40.9% Game: 26-54 48.1%
 3FG % 1st Half: 2-5 40.0% 2nd half: 1-6 16.7% Game: 3-11 27.3%
 FT % 1st Half: 12-16 75.0% 2nd half: 11-13 84.6% Game: 23-29 79.3%

Deadball
Rebounds
2

Officials: John Whitson, Angie Enlund, Kevin Pethel
 Technical fouls: Tennessee State-None. Ohio State-None.
 Attendance: 3132

Score by periods	1st	2nd	Total					
Tennessee State	21	30	51					
Ohio State	48	30	78					

Last FG - TSU 2nd-01:18, OSU 2nd-02:32.
 Largest lead - TSU by 3 1st-19:50, OSU by 30 1st-04:20.

Score tied - 1 time.
 Lead changed - 1 time.

GAME 2: Ohio State 70, Temple 66

Temple vs Ohio State

11/18/11 6 p.m. at Value City Arena - Columbus, Ohio

Temple 66 • 2-1

#	Player		Total		3-Ptr	Rebounds			PF	TP	A	TO	Blk	Stl	Min
			FG-FGA	FG-FGA	FT-FTA	Off	Def	Tot							
01	LEWIS, Brittany	f	5-11	2-6	1-4	2	2	4	2	13	1	4	1	0	30
14	CONNELLY, Joelle	c	4-11	0-0	0-1	3	5	8	3	8	2	2	0	3	38
03	WILLIAMS, BJ	g	4-9	1-5	4-4	2	5	7	4	13	5	3	0	1	36
05	MCCARTHY, Kristen	g	5-10	0-0	4-6	2	2	4	3	14	2	3	0	1	29
11	PEDDY, Shey	g	2-9	2-6	2-3	0	4	4	5	8	2	2	0	2	31
21	WORKS, Nikki		0-2	0-0	0-0	0	2	2	1	0	0	0	0	0	3
23	WILLIAMS, Tyonna		1-3	0-1	0-0	0	0	0	1	2	1	1	0	0	14
32	THAMES, Natasha		3-5	0-0	2-2	2	3	5	2	8	0	1	0	0	19
Team						3	2	5							
Totals			24-60	5-18	13-20	14	25	39	21	66	13	16	1	7	200
FG % 1st Half: 12-28 42.9% 2nd half: 12-32 37.5% Game: 24-60 40.0% Deadball															
3FG % 1st Half: 2-7 28.6% 2nd half: 3-11 27.3% Game: 13-18 27.8% Rebounds															
FT % 1st Half: 2-5 40.0% 2nd half: 11-15 73.3% Game: 5-20 65.0% 3															

FG % 1st Half: 12-28 42.9% 2nd half: 12-32 37.5% Game: 24-60 40.0%
 3FG % 1st Half: 2-7 28.6% 2nd half: 3-11 27.3% Game: 5-18 27.8%
 FT % 1st Half: 2-5 40.0% 2nd half: 11-15 73.3% Game: 13-20 65.0%

Deadball
Rebounds
3

Ohio State 70 • 2-0

#	Player		Total	3-Ptr	FT-FTA	Rebounds			PF	TP	A	TO	Blk	Stl	Min
			FG-FGA	FG-FGA		Off	Def	Tot							
01	Beach, Kalpana	f	0-1	0-0	0-0	0	4	4	3	0	0	0	0	0	11
33	Adams, Ashley	c	3-8	0-0	4-6	1	7	8	1	10	5	2	0	0	40
03	Stokes, Amber	g	2-6	0-0	7-8	4	3	7	2	11	1	0	0	1	30
04	Hill, Tayler	g	6-10	3-6	9-10	0	3	3	0	24	0	4	0	2	35
21	Prahalis, Samantha	q	8-16	0-3	4-4	1	2	3	2	20	2	5	0	3	39
22	Moore, Darryce		2-8	0-0	0-0	4	3	7	2	4	1	1	0	1	23
23	Ellerbe, Martina		0-0	0-0	0-0	0	1	1	0	0	1	0	0	0	4
31	Ferguson, Raven		0-3	0-1	1-2	1	1	2	2	1	0	0	0	0	14
50	Harmon, Emilee		0-1	0-0	0-1	0	0	0	0	0	0	0	0	1	4
	Team					0	2	2			1				
	Totals		21-53	3-10	25-31	11	26	37	12	70	10	13	0	8	200

FG % 1st Half: 12-29 41.4% 2nd half: 9-24 37.5% Game: 21-53 39.6%
 3FG % 1st Half: 2-6 33.3% 2nd half: 1-4 25.0% Game: 3-10 30.0%
 FT % 1st Half: 10-14 71.4% 2nd half: 15-17 88.2% Game: 25-31 80.6%

Deadball
Rebounds
2

Officials: Cameron Inouye, Denise Brooks, Kathleen Lynch
 Technical fouls: Temple-None. Ohio State-None.
 Attendance: 3659

Score by periods	1st	2nd	Total					
Temple	28	38	66					
Ohio State	36	34	70					

Last FG - TU 2nd-00:14, OSU 2nd-03:34.
 Largest lead - TU by 2 1st-12:40, OSU by 16 2nd-10:08.

Score tied - 4 times.
 Lead changed - 10 times.

GAME 3: Ohio State 73, Howard 50

Howard vs Ohio State

11/22/11 7 p.m. at Value City Arena - Columbus, Ohio

Howard 50 • 1-3

#	Player		Total		3-Ptr	Rebounds			PF	TP	A	TO	Blk	Stl	Min
			FG-FGA	FG-FGA	FT-FTA	Off	Def	Tot							
13	DOYLE, Saadia	f	6-17	0-0	7-8	6	6	12	3	19	1	1	0	4	38
44	SIMTH, Kara	f	0-3	0-0	0-0	0	1	1	0	0	0	0	0	0	7
04	HOLMES, Tamoria	g	7-18	2-4	0-0	1	1	2	5	16	1	5	0	0	34
05	CURLEY-PAYNE, Cheyen	g	3-13	1-4	2-4	1	3	4	2	9	1	2	1	3	33
12	ZYKIA, Brown	q	0-6	0-3	0-0	2	3	5	2	0	0	2	0	4	35
02	BRADFORD, India		0-1	0-1	0-0	0	2	2	0	0	0	1	0	0	8
10	GORHAM, Jerelle		0-2	0-1	0-0	1	0	1	1	0	1	0	0	0	5
21	BROWN, Cheryenne		1-2	0-1	0-0	0	0	0	0	2	0	0	0	0	5
25	O'NEAL, Julee		1-4	0-0	0-0	2	0	2	4	2	0	0	0	1	17
32	DETERVILLE, Nicole		1-3	0-0	0-0	2	6	8	1	2	1	0	0	0	18
Team							0		1						
Totals			19-69	3-14	9-12	15	23	38	18	50	5	11	1	12	200

2011-12 BOX SCORES

GAME 5: Ohio State 77, LSU 68

LSU vs Ohio State
11/27/11 5 p.m. at Value City Arena - Columbus, Ohio

LSU 68 • 3-3

#	Player	Total		3-Ptr	Rebounds			PF	TP	A	TO	Bk	Stl	Min
		FG-FGA	FG-FGA		Off	Def	Tot							
22	JONES, Courtney	f	4-8	0-0	0-1	4	8	12	2	8	1	2	0	27
55	BARRETT, LaSondra	f	2-13	1-3	8-10	2	1	3	3	13	4	1	1	31
05	KENNEY, Jeanne	g	2-6	0-3	0-0	0	2	2	4	4	0	1	0	15
10	WEBB, Adrienne	g	7-14	0-1	1-2	5	1	6	2	15	1	5	0	34
20	HUGHES, Destini	g	3-7	0-1	1-2	1	2	3	3	7	3	1	0	32
03	LUTLEY, Bianca		1-2	0-0	0-0	1	2	3	0	2	4	2	0	15
12	FORTHAN, Krystal		7-10	1-1	0-0	2	1	3	2	15	0	1	3	26
24	PLAISANCE, Theresa		1-3	0-0	0-0	1	1	2	2	2	0	0	0	4
25	BLACK, Swayze		0-1	0-0	0-0	0	0	0	1	0	1	0	0	2
35	TURNBOW, Taylor		1-4	0-0	0-2	2	2	4	0	2	1	0	0	14
Team					1	2	3							
Totals			28-68	2-9	10-17	19	22	41	19	68	14	14	4	200

FG % 1st Half: 13-35 37.1% 2nd half: 15-33 45.5% Game: 28-68 41.2% Deadball Rebounds 4
3FG % 1st Half: 1-3 33.3% 2nd half: 1-6 16.7% Game: 2-9 22.2%
FT % 1st Half: 3-4 75.0% 2nd half: 7-13 53.8% Game: 10-17 58.8%

Ohio State 77 • 5-0

#	Player	Total		3-Ptr	Rebounds			PF	TP	A	TO	Bk	Stl	Min
		FG-FGA	FG-FGA		Off	Def	Tot							
01	Beach, Kalpana	f	6-8	0-0	1-1	1	5	6	3	13	0	1	3	35
33	Adams, Ashley	c	0-2	0-0	0-2	2	1	3	1	0	1	2	1	17
03	Stokes, Amber	g	2-6	0-0	0-1	0	3	3	2	4	4	2	0	26
04	Hill, Tayler	g	5-10	1-5	12-12	0	2	2	3	23	3	4	0	39
21	Prahalis, Samantha	g	9-19	6-12	4-4	1	7	8	2	28	8	2	0	40
22	Moore, Darryce		1-3	0-0	2-2	1	2	3	2	4	1	3	0	17
23	Ellerbe, Martina		1-3	0-0	0-0	1	0	1	1	2	0	0	0	11
25	Scullion, Amy		1-1	0-0	1-1	0	0	0	0	3	0	0	0	6
31	Ferguson, Raven		0-0	0-0	0-0	0	1	1	2	0	0	0	0	9
Team					1	3	4							
Totals			25-52	7-17	20-23	7	24	31	16	77	17	14	4	200

FG % 1st Half: 12-27 44.4% 2nd half: 13-25 52.0% Game: 25-52 48.1% Deadball Rebounds 1
3FG % 1st Half: 2-9 22.2% 2nd half: 5-8 62.5% Game: 7-17 41.2%
FT % 1st Half: 6-8 75.0% 2nd half: 14-15 93.3% Game: 20-23 87.0%

Officials: Bryan Enterline, Gina Cross, Kevin Dillard
Technical fouls: LSU-None. Ohio State-None.
Attendance: 3474

Score by periods	1st	2nd	Total
LSU	30	38	68
Ohio State	32	45	77

Last FG - LSU 2nd-00:16, OSU 2nd-03:11.
Largest lead - LSU by 3 1st-03:36, OSU by 10 1st-15:28.

Score tied - 9 times.
Lead changed - 8 times.

Points	In	Off	2nd	Fast	Bench
LSU	36	13	17	6	21
OSU	24	13	5	14	9

GAME 6: Ohio State 78, Florida State 75 (OT)

Florida State vs Ohio State
11/30/11 8:30 p.m. at Value City Arena - Columbus, Ohio

Florida State 75 • 3-5

#	Player	Total		3-Ptr	Rebounds			PF	TP	A	TO	Bk	Stl	Min
		FG-FGA	FG-FGA		Off	Def	Tot							
00	Clayton, Chasity	f	2-8	1-3	0-0	1	8	9	3	5	1	3	2	43
33	Howard, Natasha	f	3-7	0-0	2-4	4	6	10	4	8	0	0	0	32
54	Bravard, Cierra	f	9-22	0-0	9-12	5	7	12	3	27	0	6	1	37
03	Deluzio, Alexa	g	8-15	1-5	0-1	3	1	4	1	17	5	4	0	40
10	Rodriguez, Leonor	q	2-7	2-6	0-1	0	0	0	1	6	4	3	0	25
14	Mingo, Tay'ler		1-4	0-0	4-7	1	3	4	3	6	3	3	0	27
20	Mokube, Kristi		0-1	0-0	0-0	0	1	1	0	0	0	0	0	2
34	Davis, Chelsea		2-5	0-0	2-4	2	5	7	2	6	0	3	0	19
Team					5	1	6							
Totals			27-69	4-14	17-29	21	32	53	17	75	13	22	3	225

FG % 1st Half: 12-27 44.4% 2nd half: 13-34 38.2% OT: 2-8 25.0% Game: 27-69 39.1% Deadball Rebounds 5
3FG % 1st Half: 2-6 33.3% 2nd half: 2-7 28.6% OT: 0-1 0.0% Game: 4-14 28.6%
FT % 1st Half: 5-11 45.5% 2nd half: 10-16 62.5% OT: 2-2 100.0% Game: 17-29 58.6%

Ohio State 78 • 6-0

#	Player	Total		3-Ptr	Rebounds			PF	TP	A	TO	Bk	Stl	Min
		FG-FGA	FG-FGA		Off	Def	Tot							
01	Beach, Kalpana	f	5-11	0-0	1-1	4	4	8	4	11	1	0	1	24
33	Adams, Ashley	c	5-11	0-0	3-4	7	7	14	3	13	0	1	3	42
03	Stokes, Amber	g	1-6	0-0	0-0	1	1	2	2	2	2	2	0	28
04	Hill, Tayler	g	11-24	4-9	5-8	2	5	7	2	31	1	2	0	42
21	Prahalis, Samantha	q	5-18	1-6	0-0	1	3	4	5	11	11	7	1	40
12	Kynard, Maleeka		0-2	0-2	0-0	0	0	0	0	0	0	0	0	2
22	Moore, Darryce		0-1	0-0	0-0	1	1	2	2	0	0	2	0	10
23	Ellerbe, Martina		1-5	0-1	0-0	0	2	2	0	2	2	0	0	14
25	Scullion, Amy		0-0	0-0	0-0	0	1	1	0	0	0	0	0	3
31	Ferguson, Raven		3-4	2-3	0-3	1	2	3	1	8	0	1	0	20
Team					5	2	7							
Totals			31-82	7-21	9-16	22	28	50	19	78	17	16	5	225

FG % 1st Half: 13-40 32.5% 2nd half: 15-35 42.9% OT: 3-7 42.9% Game: 31-82 37.8% Deadball Rebounds 4
3FG % 1st Half: 2-7 28.6% 2nd half: 5-11 45.5% OT: 0-3 0.0% Game: 7-21 33.3%
FT % 1st Half: 5-6 83.3% 2nd half: 1-3 33.3% OT: 3-7 42.9% Game: 9-16 56.3%

Officials: Lisa Mattingly, Bob Trammell, Jesse Dickerson
Technical fouls: Florida State-None. Ohio State-None.
Attendance: 2850
Big Ten-ACC Challenge

Score by periods	1st	2nd	OT	Total
Florida State	31	38	6	75
Ohio State	33	36	9	78

Last FG - FSU OT-01:09, OSU OT-00:30.
Largest lead - FSU by 9 1st-05:22, OSU by 8 2nd-18:36.

Score tied - 6 times.
Lead changed - 7 times.

Points	In	Off	2nd	Fast	Bench
FSU	30	21	14	4	12
OSU	36	24	10	16	10

GAME 7: Ohio State 69, Oklahoma 63

Ohio State vs Oklahoma
12/04/11 2:07 p.m. CT at Lloyd Noble Center (Norman, Okla.)

Ohio State 69 • 7-0

#	Player	Total		3-Ptr	Rebounds			PF	TP	A	TO	Bk	Stl	Min
		FG-FGA	FG-FGA		Off	Def	Tot							
01	Beach, Kalpana	f	1-5	0-0	0-0	0	4	4	0	2	0	1	0	19
33	Adams, Ashley	c	6-9	0-0	0-0	2	6	8	1	12	1	0	3	37
03	Stokes, Amber	g	6-8	0-0	0-2	0	1	1	2	12	2	3	0	29
04	Hill, Tayler	g	5-12	2-4	8-9	0	2	2	0	20	5	1	0	24
21	Prahalis, Samantha	q	8-10	2-4	1-1	1	3	4	4	19	5	7	0	34
22	Moore, Darryce		0-0	0-0	0-0	0	3	3	1	0	1	0	0	8
23	Ellerbe, Martina		0-2	0-0	0-0	1	0	1	1	0	1	1	0	1
25	Scullion, Amy		0-0	0-0	0-0	0	1	1	0	0	0	0	0	6
31	Ferguson, Raven		0-4	0-2	0-0	1	2	3	2	0	1	1	0	12
50	Harmon, Emilee		1-4	0-0	2-2	1	0	1	2	4	0	0	0	7
Team					1	0	1							
Totals			27-54	4-10	11-14	7	22	29	13	69	16	14	3	200

FG % 1st Half: 17-27 63.0% 2nd half: 10-27 37.0% Game: 27-54 50.0% Deadball Rebounds 0
3FG % 1st Half: 2-5 40.0% 2nd half: 2-5 40.0% Game: 4-10 40.0%
FT % 1st Half: 5-7 71.4% 2nd half: 6-7 85.7% Game: 11-14 78.6%

Oklahoma 63 • 3-2

#	Player	Total		3-Ptr	Rebounds			PF	TP	A	TO	Bk	Stl	Min
		FG-FGA	FG-FGA		Off	Def	Tot							
53	McFarland, Joanna	f	2-5	1-1	0-0	3	13	16	2	5	1	1	1	36
04	Griffin, Nicole	c	5-8	0-0	0-0	3	4	7	3	10	3	2	2	28
03	Ellenbogen, Aaryn	g	6-16	2-6	0-0	0	2	2	5	14	0	3	0	40
10	Hook, Morgan	g	5-8	2-4	2-2	1	1	2	2	14	4	4	0	37
25	Hand, Whitney	g	5-16	1-6	0-0	4	2	6	1	11	4	0	0	37
12	Cerina, Jelena		1-4	0-0	0-0	2	0	2	2	2	0	2	0	11
22	Harden, DaShawn		1-3	0-1	2-2	0	0	0	1	4	0	1	0	3
24	Campbell, Sharane		1-1	0-0	1-2	0	1	1	1	3	0	0	0	8
Team					1	0	1							
Totals			26-61	6-18	5-6	14	23	37	17	63	12	14	3	200

FG % 1st Half: 13-33 39.4% 2nd half: 13-28 46.4% Game: 26-61 42.6% Deadball Rebounds 0
3FG % 1

2011-12 BOX SCORES

GAME 9: Ohio State 83, Southern 49

Southern vs Ohio State

12/13/11 7:36 p.m. at Value City Arena - Columbus, Ohio

Southern 49 • 1-5

#	Player		Total		3-Ptr	Rebounds			PF	TP	A TO Blk Stl				Min	
			FG	FGA	FT	FTA	Off	Def			Total					
05	Floyd, Jamie	f	3	15	0-2	0-0	1	6	7	3	6	2	1	0	0	34
15	Jefferson, Jasmine	f	0	4	0-0	0-0	1	4	5	0	0	0	2	0	2	23
32	Rush, Lechell	f	3	10	0-0	0-0	4	1	5	3	6	1	1	0	3	33
23	Coleman, Kendra	g	5	13	2-5	2-2	1	1	2	1	14	2	5	0	1	35
24	Sanders, Adrian	q	4	7	2-3	0-0	0	1	1	4	10	3	2	0	1	32
04	Hopkins, Essence		5	12	0-0	2-2	4	2	6	0	12	1	0	0	2	23
10	Thomas, Jessica		0	0	0-0	0-0	1	1	2	0	0	1	1	0	0	6
12	Stephens, Laneisha		0	1	0-0	1-2	0	0	0	2	1	0	1	0	0	9
21	Hoyle, Anyssa		0	0	0-0	0-0	0	0	0	0	0	0	1	0	0	2
42	Stoker, Destiny		0	1	0-0	0-0	1	0	1	0	0	0	0	0	0	3
Team							1	3	4							
Totals				20-63	4-10	5-6	14	19	33	13	49	10	14	0	9	200
FG % 1st Half: 11-30 36.7%			2nd half: 9-33 27.3%	Game: 20-63 31.7%			Deadball Rebounds 1									
3FG % 1st Half: 2-5 40.0%			2nd half: 2-5 40.0%	Game: 4-10 40.0%												
FT % 1st Half: 0-0 0.0%			2nd half: 5-6 83.3%	Game: 5-6 83.3%												

FG % 1st Half: 11-30 36.7%

3FG % 1st Half: 2-5 40.0%

FT % 1st Half: 0-0 0.0%

2nd half: 9-33 27.3%

2nd half: 2-5 40.0%

2nd half: 5-6 83.3%

Game: 20-63 31.7%

Game: 4-10 40.0%

Game: 5-6 83.3%

Deadball
Rebounds
1

Ohio State 83 • 9-0

#	Player	Total		3-Ptr	Rebounds			PF	TP	A TO Blk Stl				Min	
		FG-FA	FG-FGA		FT-FTA	Off	Def								Tot
22	Moore, Darryce	f	4-5	0-0	4-4	1	5	6	1	12	0	2	0	0	20
33	Adams, Ashley	c	3-9	0-0	1-2	2	4	6	1	7	2	2	4	1	25
03	Stokes, Amber	g	3-3	0-0	1-2	0	0	0	2	7	1	2	0	0	18
04	Hill, Tayler	g	9-14	2-6	1-2	0	1	1	0	21	4	1	0	5	29
21	Prahalis, Samantha	g	6-11	3-5	2-2	0	3	3	0	17	7	0	0	1	30
11	Honeycutt, Shelbi		0-1	0-0	0-0	0	1	1	0	0	1	0	0	0	9
12	Kynard, Maleeka		2-6	0-2	2-2	1	2	3	2	6	1	0	0	0	13
15	Dobranic, Aleksandra		1-3	0-0	0-1	1	1	2	0	2	0	1	0	1	10
23	Ellerbe, Martina		1-1	1-1	0-0	0	4	4	0	3	0	0	2	1	14
25	Scullion, Amy		0-2	0-0	2-2	3	1	4	1	2	1	1	0	1	10
31	Ferguson, Raven		3-5	0-1	0-0	3	1	4	0	6	1	1	0	0	22
Team						1	6	7			1				
Totals			32-60	6-15	13-17	12	29	41	7	83	18	11	6	10	200
FG % 1st Half: 18-32 56.3% 2nd half: 14-28 50.0% Game: 32-60 53.3%															
3FG % 1st Half: 2-6 33.3% 2nd half: 4-9 44.4% Game: 6-15 40.0%															
FT % 1st Half: 6-7 85.7% 2nd half: 7-10 70.0% Game: 13-17 76.5%															
															Deadball Rebounds 1

FG % 1st Half: 18-32 56.3%

3FG % 1st Half: 2-6 33.3%

FT % 1st Half: 6-7 85.7%

2nd half: 14-28 50.0%

2nd half: 4-9 44.4%

2nd half: 7-10 70.0%

Game: 32-60 53.3%

Game: 6-15 40.0%

Game: 13-17 76.5%

Deadball
Rebounds
1

Officials: Felicia Grinter, Laura Morris, John Whitson
 Technical fouls: Southern-None. Ohio State-None.
 Attendance: 2817

Score by periods	1st	2nd	Total
Southern	24	25	49
Ohio State	44	39	83

Last FG - SU 2nd-01:38, OSU 2nd-00:16.
 Largest lead - SU None, OSU by 34 2nd-04:31.

Score tied - 1 time.
 Lead changed - 0 times.

GAME 10: Ohio State 77, California 75

Ohio State vs California

12/17/11 2:05 p.m. at Haas Pavilion, Berkeley, Calif.

Ohio State 77 • 10-0

#	Player		Total		3-Ptr	Rebounds			PF	TP					Min	
			FG-FGA	FG-FGA	FT-FTA	Off	Def	Tot			A	TO	Blk	Stl		
01	Beach, Kalpana	f	0-5	0-0	0-0	1	3	4	1	0	3	1	0	0	18	
33	Adams, Ashley	c	6-9	0-0	3-4	2	2	4	4	15	0	2	3	2	31	
03	Stokes, Amber	g	3-5	1-1	4-6	0	1	1	2	11	3	1	0	1	36	
04	Hill, Tayler	g	5-16	1-6	4-6	1	3	4	1	15	5	2	0	1	40	
21	Prahalis, Samantha	g	7-13	2-4	4-4	3	3	6	5	20	6	2	0	1	39	
15	Dobranic, Aleksandra		0-0	0-0	0-0	0	0	0	0	0	0	0	0	0	1	
22	Moore, Darryce		4-7	0-0	1-2	2	4	6	4	9	1	0	0	0	15	
23	Ellerbe, Martina		1-3	0-2	0-0	0	0	0	4	2	2	0	0	1	7	
25	Scullion, Amy		2-2	0-0	1-1	0	0	0	1	5	0	1	0	0	8	
31	Ferguson, Raven		0-1	0-1	0-0	0	0	0	3	0	0	0	0	0	5	
Team						2	1	3			1					
Totals				28-61	4-14	17-23	11	17	28	25	77	20	10	3	6	200
FG % 1st Half: 18-32			56.3%	2nd half: 10-29	34.5%	Game: 28-61			45.9%				Deadball Rebounds			
3FG % 1st Half: 3-10			30.0%	2nd half: 1-4	25.0%	Game: 1-14			28.6%				3.1			
FT % 1st Half: 6-8			75.0%	2nd half: 11-15	73.3%	Game: 17-23			73.9%							

FG % 1st Half: 18-32 56.3%

3FG % 1st Half: 3-10 30.0%

FT % 1st Half: 6-8 75.0%

2nd half: 10-29 34.5%

2nd half: 1-4 25.0%

2nd half: 11-15 73.3%

Game: 28-61 45.9%

Game: 4-14 28.6%

Game: 17-23 73.9%

Deadball
Rebounds
3,1

California 75 • 8-3

#	Player		Total		3-Ptr	Rebounds			PF	TP	A TO Blk Stl				Min
			FG-FGA	FG-FGA		FT-FTA	Off	Def			Tot				
25	Brandon, Gennifer	f	9-15	0-0	6-10	9	15	24	2	24	0	0	1	1	33
33	Caldwell, Talia	c	4-9	0-0	5-8	4	2	6	1	13	0	0	0	0	26
02	Jermigibe, Afure	g	4-10	0-2	3-3	2	0	2	2	11	2	2	0	0	28
05	Boyd, Brittany	g	3-7	0-0	2-10	1	3	4	3	8	6	6	0	1	26
23	Clarendon, Layshia	q	4-5	1-2	1-3	1	1	2	3	10	1	1	0	0	32
04	Pierre, Eliza		2-4	0-0	0-0	2	0	2	5	4	1	3	0	2	25
21	Gray, Reshanda		1-4	0-0	3-4	1	2	3	0	5	0	0	0	1	14
32	Sherbert, Lindsay		0-3	0-2	0-0	0	0	0	0	0	0	1	0	0	9
40	Hartman, Justine		0-3	0-0	0-0	0	0	0	1	0	0	0	0	0	7
Team						1	0	1							
Totals			27-60	1-6	20-38	21	23	44	17	75	10	13	2	4	200
FG % 1st Half: 15-32 46.9%			2nd half: 12-28 42.9%	Game: 27-60 45.0%		Deadball Rebounds 12.2									
3FG % 1st Half: 0-2 0.0%			2nd half: 1-4 25.0%	Game: 1-6 16.7%											
FT % 1st Half: 10-17 58.8%			2nd half: 10-21 47.6%	Game: 20-38 52.6%											

FG % 1st Half: 15-32 46.9%

3FG % 1st Half: 0-2 0.0%

FT % 1st Half: 10-17 58.8%

2nd half: 12-28 42.9%

2nd half: 1-4 25.0%

2nd half: 10-21 47.6%

Game: 27-60 45.0%

Game: 1-6 16.7%

Game: 20-38 52.6%

Deadball
Rebounds
12,2

Officials: Lisa Jones, Cheryl Flores, Brian Woods
 Technical fouls: Ohio State-None. California-Clarendon, Layshia.
 Attendance: 3942
 ID 1031525

Score by periods	1st	2nd	Total
Ohio State	45	32	77
California	40	35	75

Last FG - OSU 2nd-05:21, CAL 2nd-00:42.
 Largest lead - OSU by 14 2nd-15:34, CAL by 5 1st-15:13.

Score tied - 6 times.
 Lead changed - 6 times.

GAME 11: Ohio State 88, Charlotte 58

Charlotte vs Ohio State

12/19/11 2 p.m. at Value City Arena - Columbus, Ohio

Charlotte 58 • 5-5

#	Player		Total		3-Ptr	Rebounds			PF	TP	A TO Blk Stl				Min	
			FG-FGA	FG-FGA	FT-FTA	Off	Def	Total								
13	TYLER, Gabby	f	6-16	0-0	1-2	3	3	6	2	13	1	1	1	0	28	
30	HAILEY, Jennifer	f	3-11	0-0	4-6	4	5	9	3	10	0	0	1	0	25	
10	HAMMONDS, Ny	g	2-6	0-0	2-2	1	2	3	1	6	1	5	0	0	26	
23	FORNEY, Jai	g	1-4	0-0	2-2	1	0	1	2	4	1	0	0	1	13	
32	WOODSON, Epiphany	q	1-3	1-1	0-0	0	1	1	0	3	2	4	0	0	22	
03	HOLMES, Ayanra		1-3	0-0	0-0	0	0	0	2	2	1	1	0	1	20	
04	DOWE, Amanda		2-8	0-0	1-2	4	3	7	3	5	1	2	2	2	27	
22	SIGMON, Hillary		5-11	2-5	2-2	1	3	4	2	14	1	2	0	2	22	
24	MEADOR, Katie		0-0	0-0	0-0	0	1	1	0	1	1	1	0	0	11	
44	DRAYTON, Desiree		0-1	0-0	1-2	0	0	0	0	1	0	1	0	0	6	
Team						2	1	3								
Totals				21-63	3-6	13-18	16	19	35	16	58	9	17	4	6	200
FG % 1st Half: 10-32			31.3%	2nd half: 11-31	35.5%	Game: 21-63			33.3%	Deadball Rebounds 2						
3FG % 1st Half: 1-1			100.0	2nd half: 2-5	40.0%	Game: 3-6			50.0%							
FT % 1st Half: 3-4			75.0%	2nd half: 10-14	71.4%	Game: 13-18			72.2%							

FG % 1st Half: 10-32 31.3%

3FG % 1st Half: 1-1 100.0%

FT % 1st Half: 3-4 75.0%

2nd half: 11-31 35.5%

2nd half: 2-5 40.0%

2nd half: 10-14 71.4%

Game: 21-63 33.3%

Game: 3-6 50.0%

Game: 13-18 72.2%

Deadball
Rebounds
2

Ohio State 88 • 11-0

##	Player	Total		3-Ptr	Rebounds
----	--------	-------	--	-------	----------

2011-12 BOX SCORES

GAME 13: Ohio State 79, Washington State 57

Washington State vs Ohio State
12/22/11 7 p.m. at Value City Arena - Columbus, Ohio

Washington State 57 • 6-6

##	Player	Total		3-Ptr		Rebounds			PF	TP	A	TO	Bk	Stl	Min
		FG-FGA	FG-FGA	FT-FTA	Off Def Tot	PF	TP	A TO Bk Stl							
22	Romberg, Sage	f	2-11	0-4	0-0	2	2	4	0	4	1	1	0	1	20
33	Noyes, Carly	c	7-9	0-0	1-2	2	2	4	3	15	3	0	2	1	25
03	Amojo, Ireti	g	1-7	0-4	0-0	0	1	1	1	2	1	3	0	0	24
10	Presley, Tia	g	3-6	2-3	2-2	1	2	3	2	10	2	3	0	1	20
11	Perkins, Jazmine	g	4-14	2-6	1-1	5	10	15	2	11	1	3	0	0	26
01	Cook, April		1-3	0-1	0-0	0	0	0	1	2	0	0	0	0	11
03	Adzasu, Rosetta		0-3	0-0	1-2	0	0	0	4	1	1	2	0	0	20
04	Grad, Katie		1-2	1-1	0-0	0	1	1	2	3	2	1	0	1	10
12	Kelley, Jordan		0-1	0-1	0-0	0	0	0	0	0	0	0	0	0	3
21	Tarnowski, Rosie		3-4	0-0	0-2	2	2	4	3	6	1	2	0	0	20
23	Dheensaw, Shalie		1-3	0-0	0-0	3	0	3	3	2	0	0	0	0	9
24	Thomas, Brandi		0-2	0-0	0-0	0	0	0	0	0	0	1	0	0	6
42	Potter, Hana		0-3	0-0	1-2	0	1	1	1	0	0	2	0	0	6
Team						6	3	9							
Totals			23-68	5-20	6-11	21	24	45	22	57	12	18	2	4	200

FG % 1st Half: 14-37 37.8% 2nd half: 9-31 29.0% Game: 23-68 33.8%
 3FG % 1st Half: 3-10 30.0% 2nd half: 2-10 20.0% Game: 5-20 25.0%
 FT % 1st Half: 4-7 57.1% 2nd half: 2-4 50.0% Game: 6-11 54.5%

Ohio State 79 • 13-0

##	Player	Total		3-Ptr		Rebounds			PF	TP	A	TO	Bk	Stl	Min
		FG-FGA	FG-FGA	FT-FTA	Off Def Tot	PF	TP	A TO Bk Stl							
01	Beach, Kalpana	f	2-5	0-0	1-2	4	4	8	1	5	0	0	1	0	20
33	Adams, Ashley	c	3-5	0-0	0-1	3	3	6	0	6	1	2	0	0	23
03	Stokes, Amber	g	3-6	0-0	2-3	1	0	1	3	8	1	1	1	2	26
04	Hill, Tayler	g	8-15	3-8	2-2	0	4	4	2	21	2	1	0	0	36
21	Prahalis, Samantha	g	6-13	2-6	6-8	3	1	4	2	20	10	2	0	4	31
11	Honeycutt, Shelbi		0-1	0-1	0-0	0	0	0	0	0	0	0	0	0	2
12	Kynard, Maleeka		2-2	1-1	2-2	0	1	1	2	7	1	0	0	0	16
15	Dobranic, Aleksandra		0-1	0-0	0-0	1	1	2	0	0	0	1	0	0	3
22	Moore, Darryce		2-5	0-0	4-5	1	5	6	2	8	0	0	1	1	17
23	Ellerbe, Martina		1-3	0-0	0-0	0	2	2	0	2	1	1	0	0	10
25	Scullion, Amy		0-1	0-0	2-2	0	0	0	1	2	0	0	0	0	2
31	Ferguson, Raven		0-4	0-1	0-0	1	1	2	1	0	0	0	0	0	11
50	Harmon, Emilee		0-0	0-0	0-0	0	0	0	0	0	0	1	0	0	2
Team						0	4	4							
Totals			27-61	6-17	19-25	14	26	40	14	79	16	9	3	9	201

FG % 1st Half: 13-30 43.3% 2nd half: 14-31 45.2% Game: 27-61 44.3%
 3FG % 1st Half: 4-10 40.0% 2nd half: 2-7 28.6% Game: 6-17 35.3%
 FT % 1st Half: 10-12 83.3% 2nd half: 9-13 69.2% Game: 19-25 76.0%

Officials: Barb Smith, Michael McConnell, Brian Hall
 Technical fouls: Washington State-None. Ohio State-Moore, Darryce.
 Attendance: 3120

Score by periods	1st	2nd	Total
Washington State	35	22	57
Ohio State	40	39	79

	In	Off	2nd	Fast	Bench
Points	Paint	T/O	Chance	Break	
WSU	28	11	17	2	15
OSU	32	24	13	10	19

Last FG - WSU 2nd-00:35, OSU 2nd-02:08.
 Largest lead - WSU by 6 1st-15:24, OSU by 29 2nd-02:08.

Score tied - 5 times.
 Lead changed - 15 times.

GAME 14: Ohio State 77, Wisconsin 61

Ohio State vs Wisconsin
12/30/11 7 p.m. at Kohl Center, Madison, Wis.

Ohio State 77 • 14-0, 1-0

##	Player	Total		3-Ptr		Rebounds			PF	TP	A	TO	Bk	Stl	Min
		FG-FGA	FG-FGA	FT-FTA	Off Def Tot	PF	TP	A TO Bk Stl							
01	Beach, Kalpana	f	3-7	0-0	0-0	1	7	8	0	6	0	1	2	0	20
33	Adams, Ashley	c	7-9	0-0	0-0	2	3	5	1	14	2	0	3	1	32
03	Stokes, Amber	g	4-5	0-0	2-3	0	2	2	4	10	0	2	0	0	16
04	Hill, Tayler	g	8-18	4-9	1-2	4	3	7	0	21	2	0	0	3	38
21	Prahalis, Samantha	g	4-15	1-4	3-8	1	4	5	0	12	11	2	0	2	40
12	Kynard, Maleeka		0-0	0-0	2-2	0	0	0	3	2	0	1	0	0	7
22	Moore, Darryce		3-5	0-0	2-3	1	4	5	1	8	1	1	0	0	16
23	Ellerbe, Martina		0-1	0-0	0-0	1	1	2	2	0	0	0	0	1	9
25	Scullion, Amy		0-0	0-0	0-2	0	0	0	0	0	1	0	0	0	3
31	Ferguson, Raven		2-4	0-1	0-0	0	5	5	2	4	1	0	0	0	19
Team						1	1	2							
Totals			31-64	5-14	10-15	11	30	41	13	77	18	7	5	7	200

FG % 1st Half: 13-30 43.3% 2nd half: 18-34 52.9% Game: 31-64 48.4%
 3FG % 1st Half: 3-7 42.9% 2nd half: 2-7 28.6% Game: 5-14 35.7%
 FT % 1st Half: 9-12 75.0% 2nd half: 1-3 33.3% Game: 10-15 66.7%

Wisconsin 61 • 4-9, 0-1

##	Player	Total		3-Ptr		Rebounds			PF	TP	A	TO	Bk	Stl	Min
		FG-FGA	FG-FGA	FT-FTA	Off Def Tot	PF	TP	A TO Bk Stl							
23	Thomas, Ashley	f	5-13	0-0	0-2	1	2	3	0	10	1	1	0	1	32
40	Covington, Anya	f	3-6	0-1	0-0	1	7	8	1	6	0	0	0	0	16
00	Davis, Jade	g	2-6	2-3	0-0	0	1	1	3	6	2	4	0	0	31
02	Wurtz, Taylor	g	4-12	2-5	0-0	1	7	8	1	10	2	2	0	0	35
05	Paige, Morgan	g	2-7	1-6	2-2	1	1	2	2	7	4	1	0	0	27
03	Brown, AnnMarie		1-2	0-1	3-3	1	0	1	0	5	0	0	0	0	6
12	Smith, Lindsay		2-4	1-2	0-1	2	4	6	2	5	2	0	0	0	16
20	Gorman, Lacia		0-1	0-0	0-0	0	0	0	0	0	0	0	0	0	3
24	Stephen, Tiera		1-1	0-0	0-0	0	0	0	0	2	2	1	0	1	8
35	Gulczynski, Jacki		3-7	2-2	0-0	0	1	1	1	8	0	1	1	0	13
43	Rochel, Cassie		1-3	0-0	0-0	3	3	6	4	2	1	1	0	0	13
Team						0	0	0							
Totals			24-62	8-20	5-8	10	26	36	14	61	14	11	1	2	200

FG % 1st Half: 14-32 43.8% 2nd half: 10-30 33.3% Game: 24-62 38.7%
 3FG % 1st Half: 6-13 46.2% 2nd half: 2-7 28.6% Game: 8-20 40.0%
 FT % 1st Half: 3-4 75.0% 2nd half: 2-4 50.0% Game: 5-8 62.5%

Officials: Cameron Inouye, Dawn Marsh, Kevin Pethel
 Technical fouls: Ohio State-None. Wisconsin-None.
 Attendance: 5175

Score by periods	1st	2nd	Total
Ohio State	38	39	77
Wisconsin	47	24	61

	In	Off	2nd	Fast	Bench
Points	Paint	T/O	Chance	Break	
OSU	38	16	13	10	14
WIS	16	8	4	4	22

Last FG - OSU 2nd-01:01, WIS 2nd-00:43.
 Largest lead - OSU by 19 2nd-12:55, WIS by 1 1st-05:06.

Score tied - 2 times.
 Lead changed - 4 times.

GAME 15: Ohio State 84, Iowa 71

Iowa vs Ohio State
01/02/12 12:01 p.m. at Value City Arena (Columbus, Ohio)

Iowa 71 • 9-6, 1-1

##	Player	Total		3-Ptr		Rebounds			PF	TP	A	TO	Bk	Stl	Min
		FG-FGA	FG-FGA	FT-FTA	Off Def Tot	PF	TP	A TO Bk Stl							
20	Krei, Kelly	f	2-4	2-4	2-2	5	3	8	2	8	2	0	1	0	38
12	Johnson, Morgan	c	11-16	0-0	3-3	4	2	6	1	25	1	0	1	0	33
02	Wahlin, Kamille	g	4-9	4-5	5-6	0	3	3	2	17	2	4	0	0	37
22	Logic, Samantha	g	3-10	0-0	0-0	1	5	6	3	6	5	3	1	3	32
24	Printy, Jamie	g	3-17	1-6	6-6	1	4	5	4	13	5	4	0	1	39
03	Hansen, Kalli		0-0	0-0	0-0	0	2	2	0	0	0	1	0	0	5
21	Dixon, Melissa		0-0	0-0	0-0	0	0	0	1	0	0	0	0	0	1
23	Taylor, Theaira		1-2	0-0	0-0	0	0	0	3	2	1	2	0	0	8
51	Doolittle, Bethany		0-2	0-0	0-0	1	1	2	1	0	0	1	0	0	7
Team						2	2	4							
Totals			24-60	7-15	16-17	14	22	36	17	71	16	15	3	4	200

FG % 1st Half: 14-29 48.3% 2nd half: 10-31 32.3% Game: 24-60 40.0%
 3FG % 1st Half: 5-7 71.4% 2nd half: 2-8 25.0% Game: 7-15 46.7%
 FT % 1st Half: 7-8 87.5% 2nd half: 9-9 100.0% Game: 16-17 94.1%

Ohio State 84 • 15-0, 2-0

##	Player	Total		3-Ptr		Rebounds			PF	TP	A	TO	Bk
----	--------	-------	--	-------	--	----------	--	--	----	----	---	----	----

2011-12 BOX SCORES

GAME 17: Ohio State 82, Northwestern 72

Northwestern vs Ohio State

1/12/12 7:15 p.m. at Value City Arena - Columbus, Ohio

Northwestern 72 • 11-6, 1-3

#	Player	Total		3-Ptr		Rebounds			PF	TP	A	TO	Blk	Stl	Min
		FG-FGA	FG-FGA	FT-FTA	Off Def Tot	PF	TP	A TO Blk Stl							
04	Hackney, Kendall	f	6-13	1-4	2-2	0 3 3	0	15	2	0	0	2	3	3	33
31	Diamant, Dannielle	c	9-13	3-4	2-2	0 6 6	2	23	0	3	1	0	3	39	
01	Jones, Morgan	g	4-11	1-4	2-4	0 7 7	1	11	1	4	0	0	3	35	
12	Mocchi, Allison	g	2-3	1-2	0-0	0 3 3	5	5	1	1	0	0	2	38	
42	Roser, Karly	q	2-6	0-0	4-4	1 3 4	1	8	8	7	2	0	3	38	
14	McKeown, Meghan		0-0	0-0	0-0	0 0 0	0	0	0	1	0	0	4	4	
34	Jones, Tailor		4-5	0-0	2-3	0 1 1	2	10	3	1	0	2	2	28	
Team					4 1 5										
Totals			27-51	6-14	12-15	5 24 29	11	72	15	17	3	4	20	200	

FG % 1st Half: 14-26 53.8% 2nd half: 13-25 52.0% Game: 27-51 52.9%
 3FG % 1st Half: 2-6 33.3% 2nd half: 4-8 50.0% Game: 6-14 42.9%
 FT % 1st Half: 5-5 100.0 2nd half: 7-10 70.0% Game: 12-15 80.0%

Deadball
Rebounds
2

Ohio State 82 • 16-1, 3-1

#	Player	Total		3-Ptr		Rebounds			PF	TP	A	TO	Blk	Stl	Min
		FG-FGA	FG-FGA	FT-FTA	Off Def Tot	PF	TP	A TO Blk Stl							
01	Beach, Kalpana	f	0-2	0-0	0-0	0 1 1	0	0	0	1	0	1	0	1	9
33	Adams, Ashley	c	4-7	0-0	1-2	2 3 5	1	9	2	0	3	1	2	22	
03	Stokes, Amber	g	4-7	1-1	2-2	4 0 4	2	11	3	0	1	3	2	27	
04	Hill, Tayler	g	8-18	3-8	5-6	1 6 7	3	24	1	2	1	1	3	38	
21	Prahalis, Samantha	g	8-18	2-7	2-4	2 6 8	1	20	6	2	0	3	4	40	
12	Kynard, Maleeka		1-1	1-1	0-0	0 0 0	0	3	0	0	0	0	0	2	
15	Dobranic, Aleksandra		2-3	0-0	0-0	0 2 2	0	4	0	2	0	0	0	12	
22	Moore, Darryce		3-4	0-0	1-1	0 1 1	2	7	1	1	0	0	0	16	
23	Ellerbe, Martina		0-0	0-0	0-0	0 1 1	0	0	0	1	0	0	0	14	
31	Ferguson, Raven		0-1	0-1	0-0	0 0 0	1	0	2	0	0	0	0	13	
50	Harmon, Emilee		2-2	0-0	0-0	1 0 1	1	4	0	1	1	0	7		
Team					0 0 0										
Totals			32-63	7-18	11-15	10 20 30	11	82	15	12	6	9	20	200	

FG % 1st Half: 17-33 51.5% 2nd half: 15-30 50.0% Game: 32-63 50.8%
 3FG % 1st Half: 4-12 33.3% 2nd half: 3-6 50.0% Game: 7-18 38.9%
 FT % 1st Half: 0-0 0.0% 2nd half: 11-15 73.3% Game: 11-15 73.3%

Deadball
Rebounds
1

Officials: Bryan Enterline, Frank Steratore, Bruce Morris
 Technical fouls: Northwestern-None. Ohio State-None.
 Attendance: 3188

Score by periods	1st	2nd	Total
Northwestern	35	37	72
Ohio State	38	44	82

Last FG - NU 2nd-00:43, OSU 2nd-00:43.
 Largest lead - NU by 4 1st-15:55, OSU by 12 2nd-06:19.

Score tied - 9 times.
 Lead changed - 8 times.

Points
NU
OSU

In
Paint
30
32

Off
T/O
10
11

2nd
Chance
4
11

Fast
Break
6
10

Bench
10
18

GAME 19: Ohio State 82, Nebraska 68

Nebraska vs Ohio State

01/19/12 6 p.m. at Value City Arena - Columbus, Ohio

Nebraska 68 • 15-3, 4-2

#	Player	Total		3-Ptr		Rebounds			PF	TP	A	TO	Blk	Stl	Min
		FG-FGA	FG-FGA	FT-FTA	Off Def Tot	PF	TP	A TO Blk Stl							
03	Sample, Hallie	f	1-6	0-1	0-0	1 1 2	1	2	2	1	0	0	2	22	
23	Cady, Emily	f	9-14	2-4	4-5	2 5 7	3	24	0	1	1	1	1	26	
05	Hooper, Jordan	f	6-17	3-8	4-4	4 10 14	1	19	0	2	2	0	3	33	
00	Moore, Lindsey	g	5-13	0-4	3-3	1 1 2	5	13	6	6	1	0	3	36	
05	Burke, Kaitlyn	q	1-5	0-3	0-0	0 3 3	0	2	0	1	0	0	2	15	
10	Williams, Meghin		0-4	0-0	0-0	4 2 6	2	0	1	3	0	1	1	23	
11	Laudermill, Tear'a		0-7	0-4	0-0	1 0 1	3	0	0	0	0	0	0	11	
13	Jeffery, Brandi		3-7	2-5	0-0	0 0 0	4	8	1	1	0	0	2	23	
14	Simon, Katie		0-1	0-0	0-0	0 0 0	0	0	0	0	0	0	0	6	
33	Woodberry, Rebecca		0-0	0-0	0-0	2 0 2	1	0	0	0	0	0	0	5	
Team					5 1 6										
Totals			25-74	7-29	11-12	20 23 43	20	68	10	15	4	2	20	200	

FG % 1st Half: 13-37 35.1% 2nd half: 12-37 32.4% Game: 25-74 33.8%
 3FG % 1st Half: 4-15 26.7% 2nd half: 3-14 21.4% Game: 7-29 24.1%
 FT % 1st Half: 5-5 100.0 2nd half: 6-7 85.7% Game: 11-12 91.7%

Deadball
Rebounds
1

Ohio State 82 • 18-1, 5-1

#	Player	Total		3-Ptr		Rebounds			PF	TP	A	TO	Blk	Stl	Min
		FG-FGA	FG-FGA	FT-FTA	Off Def Tot	PF	TP	A TO Blk Stl							
01	Beach, Kalpana	f	2-5	0-0	0-0	1 5 6	1	4	1	1	2	0	0	18	
33	Adams, Ashley	c	6-8	0-0	1-1	4 7 11	3	13	2	3	5	0	3	32	
03	Stokes, Amber	g	6-12	0-0	0-2	2 3 5	4	12	2	0	0	0	0	26	
04	Hill, Tayler	g	7-11	2-2	5-9	1 9 10	2	21	3	0	2	6	4	40	
21	Prahalis, Samantha	g	6-15	1-2	6-7	1 1 2	19	9	4	1	2	4	20		
12	Kynard, Maleeka		0-0	0-0	0-0	0 0 0	1	0	0	0	0	0	0	6	
22	Moore, Darryce		0-3	0-0	0-0	0 0 0	2	0	1	2	0	0	0	8	
23	Ellerbe, Martina		2-2	0-0	1-1	0 0 0	0	5	0	1	2	0	0	11	
31	Ferguson, Raven		1-1	0-0	0-0	0 2 2	0	2	1	0	0	0	0	8	
50	Harmon, Emilee		2-4	0-0	2-2	0 2 2	0	6	1	0	0	0	0	11	
Team					1 0 1										
Totals			32-61	3-4	15-22	10 29 39	14	82	20	12	12	8	20	200	

FG % 1st Half: 17-29 58.6% 2nd half: 15-32 46.9% Game: 32-61 52.5%
 3FG % 1st Half: 3-4 75.0% 2nd half: 0-0 0.0% Game: 3-4 75.0%
 FT % 1st Half: 4-4 100.0 2nd half: 11-18 61.1% Game: 15-22 68.2%

Deadball
Rebounds
3

Officials: Mark Tentz, Brian Hall, Rachelle Jones
 Technical fouls: Nebraska-None. Ohio State-None.
 Attendance: 3008

Score by periods	1st	2nd	Total
Nebraska	35	33	68
Ohio State	41	41	82

Points
NEB
OSU

In
Paint
28
50

Off
T/O
6
16

2nd
Chance
15
14

Fast
Break
2
20

Bench
10
13

Last FG - NEB 2nd-00:38, OSU 2nd-01:40.
 Largest lead - NEB by 2 1st-19:35, OSU by 15 2nd-07:35.

Score tied - 5 times.
 Lead changed - 3 times.

GAME 18: Ohio State 64, Michigan State 56

Ohio State vs Michigan State

01/15/12 4 p.m. at Breslin Center - East Lansing, Mich.

Ohio State 64 • 17-1, 4-1

#	Player	Total		3-Ptr		Rebounds			PF	TP	A	TO	Blk	Stl	Min
		FG-FGA	FG-FGA	FT-FTA	Off Def Tot	PF	TP	A TO Blk Stl							
01	Beach, Kalpana	*	2-3	0-0	0-0	0 2 2	2	4	0	0	1	1	2	23	
03	Stokes, Amber	*	5-8	0-0	0-0	0 6 6	3	10	5	1	1	2	3	33	
04	Hill, Tayler	*	8-12	4-6	1-1	3 4 7	0	21	0	6	0	1	3	39	
21	Prahalis, Samantha	*	6-18	0-5	3-3	0 1 1	1	15	3	2	0	0	4	40	
33	Adams, Ashley	*	0-3	0-0	1-2	1 3 4	3	1	1	2	2	0	2	22	
12	Kynard, Maleeka		0-0	0-0	0-0	0 0 0	1	0	0	0	0	0	0	1	
15	Dobranic, Aleksandra		0-1	0-0	0-0	0 0 0	0	0	0	1	0	0	0	2	
22	Moore, Darryce		3-5	0-0	5-5	2 3 5	3	11	2	1	1	1	2	26	
23	Ellerbe, Martina		1-1	0-0	0-0	1 0 1	1	2	0	0	0	0	7		
31	Ferguson, Raven		0-1	0-1	0-0	0 1 1	1	0	0	2	0	0	0	7	
Team					1 3 4										
Totals			25-52	4-12	10-11	8 23 31	15	64	11	16	5	5	20	200	

FG % 1st Half: 12-28 42.9% 2nd half: 13-24 54.2% Game: 25-52 48.1%
 3FG % 1st Half: 2-4 50.0% 2nd half: 2-8 25.0% Game: 4-12 33.3%
 FT % 1st Half: 2-2 100.0 2nd half: 8-9 88.9% Game: 10-11 90.9%

Deadball
Rebounds
0

Michigan State 56 • 12-6, 4-1

#	Player	*	Total		3-Ptr		Rebounds			PF	TP	A	TO	Blk	Stl	Min.
			FG-FGA	FG-FGA	FT-FTA	Off	Def	Tot								
00	Johnson, Kiana	*	2-9	0-2	2-2	0	2	2	2	6	2	5	0	2	30	
01	Thomas, Jasmine	*	0-3	0-0	0-0	1	0	1	0	0	0	1	0	2	8	
04	Schiffauer, Courtney	*	4-6	0-0	4-7	2	3	5	1	12	3	0	0	0	35	
30	Johnson, Lykendra	*	2-9	0-2	6-9	4	3	7	1	10	1	3	0	1	21	
33	Alton, Taylor	*	1-7	1-5	0-0	1	3	4	2	3	0	0	0	2	30	
03	Poole, Porsche	*	3-11	0-4	1-4	0	2	2	0	7	2	1	0	0	25	
04	Hines, Jasmine	*	1-2	0-0	0-0	1	0	1	1	2	0	1	0	0	7	
11	Pickrel, Annalise	*	1-1	1-1	0-0	1	0	1	2	3	0	0	1	1	10	
21	Bell, Klarissa	*	1-1	0-0	0-0	3	2	5	2	2	2	0	0	1	17	
52	Mills, Becca	*	5-7	1-1	0-0	2	3	5	3	11	1	1	0	0	17	
Team						1	2	3								
Totals				20-56	3-15	13-22	16	20	36	14	56	11	12	1	9	200
FG 1st Half: 7-26			26.9%	2nd half: 13-30	43.3%	Game: 20-56			35.7%	Deadball Rebounds 6						
3FG 1st Half: 1-9			11.1%	2nd half: 2-6	33.3%	Game: 3-15			20.0%							
FT 1st Half: 6-9			66.7%	2nd half: 7-13	53.8%	Game: 13-22			59.1%							

2011-12 BOX SCORES

GAME 21: Ohio State 73, Indiana 55

Ohio State vs Indiana

01/26/12 8 p.m. at Bloomington, Ind. - Assembly Hall

Ohio State 73 • 20-1, 7-1

##	Player	Total		3-Ptr		Rebounds			PF	TP	A TO Blk Stl				Min
		FG-FGA	FG-FGA	FT-FTA	Off Def Tot	PF	TP	A TO Blk Stl							
01	Beach, Kalpana	f	1-6	0-0	1-2	2	4	6	2	3	1	2	1	0	16
33	Adams, Ashley	c	7-10	0-0	1-1	3	9	12	2	15	1	1	5	1	31
03	Stokes, Amber	g	1-6	0-0	2-2	1	2	3	1	4	0	0	0	2	28
04	Hill, Tayler	g	7-15	1-4	3-4	2	1	3	2	18	2	2	0	4	35
21	Prahalis, Samantha	q	7-13	1-2	3-6	1	4	5	1	18	9	5	1	3	38
11	Honeycutt, Shelby		0-2	0-0	0-0	1	0	1	0	0	0	0	0	0	3
12	Kynard, Maleeka		1-1	1-1	0-0	0	1	1	3	3	0	0	0	0	5
15	Dobranic, Aleksandra		0-1	0-0	0-0	1	1	2	0	0	0	1	0	0	3
22	Moore, Darryce		2-4	0-0	0-0	0	1	1	2	4	0	0	1	1	13
23	Ellerbe, Martina		1-1	0-0	0-0	1	2	3	0	2	0	0	1	0	11
31	Ferguson, Raven		2-3	1-1	0-0	0	3	3	2	5	1	2	1	1	12
50	Harmon, Emilee		0-0	0-0	1-2	0	0	0	1	1	0	1	0	0	5
Team					0	2	2								
Totals			29-62	4-10	11-17	12	30	42	16	73	14	14	10	12	200

FG % 1st Half: 11-32 34.4% 2nd half: 18-30 60.0% Game: 29-62 46.8% Deadball Rebounds 0
 3FG % 1st Half: 1-4 25.0% 2nd half: 3-6 50.0% Game: 4-10 40.0%
 FT % 1st Half: 2-4 50.0% 2nd half: 9-13 69.2% Game: 11-17 64.7%

Indiana 55 • 5-16, 0-8

##	Player	Total		3-Ptr		Rebounds			PF	TP	A TO Blk Stl				Min
		FG-FGA	FG-FGA	FT-FTA	Off Def Tot	PF	TP	A TO Blk Stl							
21	Andujar, Danilsa	f	1-5	0-0	0-2	2	6	8	4	2	2	1	0	0	28
24	Sinclair, Aulani	f	9-21	5-7	4-4	5	1	6	2	27	0	0	0	2	40
22	Chaplin, Sasha	c	3-9	0-1	0-1	7	4	11	2	6	2	0	0	0	25
11	Newbauer, Andrea	g	2-6	0-2	1-3	2	3	5	0	5	2	5	0	1	34
32	McGhee, Jasmine	g	3-16	1-3	2-4	5	7	12	5	9	3	5	2	1	33
12	Kynard, Maleeka		0-0	0-0	0-0	0	1	1	0	0	0	0	0	0	4
13	Ussery, Candyce		0-4	0-1	0-0	0	1	1	0	0	2	1	0	0	10
40	McCurty, Quaneisha		1-7	0-0	0-0	3	3	6	1	2	0	2	2	0	14
44	Deloach, Simone		0-0	0-0	0-0	1	0	1	0	0	0	0	0	1	3
55	Taufa, Milika		2-3	0-0	0-0	1	0	1	1	4	0	2	0	0	9
Team					0	1	1								
Totals			21-72	6-15	7-14	26	27	53	15	55	11	16	4	7	200

FG % 1st Half: 10-33 30.3% 2nd half: 11-39 28.2% Game: 21-72 29.2% Deadball Rebounds 2
 3FG % 1st Half: 2-7 28.6% 2nd half: 4-8 50.0% Game: 6-15 40.0%
 FT % 1st Half: 4-4 100.0% 2nd half: 3-10 30.0% Game: 7-14 50.0%

Officials: Jesse Dickerson, Roy Gulbeyan, Gina Cross
 Technical fouls: Ohio State-None. Indiana-None.
 Attendance: 1490
 McGhee (IU) fouls out at 37:0 (2nd)

Score by periods	1st	2nd	Total
Ohio State	25	48	73
Indiana	26	29	55

Last FG - OSU 2nd-00:21, IND 2nd-00:41.
 Largest lead - OSU by 24 2nd-03:07, IND by 8 1st-05:35.

Points	In Paint	Off T/O	2nd Chance	Fast Break	Bench
OSU	40	25	8	18	15
IND	20	9	21	0	6

Score tied - 0 times.
 Lead changed - 2 times.

GAME 22: Minnesota 76, Ohio State 65

Ohio State vs Minnesota

01/29/12 12:00 PM at Williams Arena - Minneapolis, Minn.

Ohio State 65 • 20-2, 7-2 Big Te

##	Player	Total		3-Ptr		Rebounds			PF	TP	A TO Blk Stl				Min
		FG-FGA	FG-FGA	FT-FTA	Off Def Tot	PF	TP	A TO Blk Stl							
01	Beach, Kalpana	f	0-1	0-0	0-1	0	2	2	1	0	0	0	0	0	21
33	Adams, Ashley	c	3-8	0-0	0-0	3	9	12	2	6	2	5	7	3	37
03	Stokes, Amber	g	1-8	0-0	3-4	5	4	9	4	5	0	1	0	3	30
04	Hill, Tayler	g	8-23	3-11	7-9	2	1	3	1	26	5	2	0	3	40
21	Prahalis, Samantha	g	9-20	4-9	3-5	1	1	2	4	25	3	2	0	3	40
12	Kynard, Maleeka		0-0	0-0	0-0	0	0	0	1	0	0	0	0	0	1
22	Moore, Darryce		0-0	0-0	1-4	3	1	4	3	1	1	3	0	1	16
23	Ellerbe, Martina		0-1	0-1	0-1	1	0	1	0	0	0	0	0	0	1
31	Ferguson, Raven		0-1	0-0	0-0	0	0	0	0	0	0	0	0	0	9
50	Harmon, Emilee		1-2	0-0	0-0	1	0	1	1	2	0	0	0	0	5
Team					3	0	3								
Totals			22-64	7-21	14-24	19	18	37	17	65	11	15	7	13	200

FG % 1st Half: 8-35 22.9% 2nd half: 14-29 48.3% Game: 22-64 34.4% Deadball Rebounds 4
 3FG % 1st Half: 0-8 0.0% 2nd half: 7-13 53.8% Game: 7-21 33.3%
 FT % 1st Half: 12-18 66.7% 2nd half: 2-6 33.3% Game: 14-24 58.3%

Minnesota 76 • 12-11, 4-5 Big T

##	Player	Total		3-Ptr		Rebounds			PF	TP	A TO Blk Stl				Min
		FG-FGA	FG-FGA	FT-FTA	Off Def Tot	PF	TP	A TO Blk Stl							
05	Kelloqg, Kionna	f	4-6	1-1	2-2	3	6	9	3	11	3	1	0	0	34
25	Loberg, Katie	c	6-13	0-0	1-1	2	4	6	3	13	2	5	0	0	31
01	Banham, Rachel	g	5-8	3-4	7-7	0	3	3	4	20	2	6	0	1	30
11	Cotton, Leah	g	0-3	0-0	0-0	0	2	2	1	0	4	3	0	2	15
30	Burford, Kiara	q	6-12	1-1	2-2	0	4	4	2	15	7	3	2	0	38
15	Riche, Micaella		4-6	0-0	0-1	0	5	5	2	8	0	1	0	2	15
21	Noga, Sari		2-6	1-4	4-4	0	2	2	1	9	2	1	0	2	27
41	Mastey, Brianna		0-0	0-0	0-0	0	1	1	2	0	0	0	0	0	10
Team					5	2	7								
Totals			27-54	6-10	16-17	10	29	39	18	76	20	20	2	7	200

FG % 1st Half: 14-27 51.9% 2nd half: 13-27 48.1% Game: 27-54 50.0% Deadball Rebounds 0
 3FG % 1st Half: 3-4 75.0% 2nd half: 3-6 50.0% Game: 6-10 60.0%
 FT % 1st Half: 3-3 100.0% 2nd half: 13-14 92.9% Game: 16-17 94.1%

Officials: Bryan Enterline, Kathy Ridilla, Kevin Pethel
 Technical fouls: Ohio State-None. Minnesota-None.
 Attendance: 5626

Score by periods	1st	2nd	Total
Ohio State	28	37	65
Minnesota	34	42	76

Last FG - OSU 2nd-01:16, MINN 2nd-01:22.
 Largest lead - OSU by 3 1st-18:13, MINN by 14 2nd-01:22.

Score tied - 1 time.
 Lead changed - 3 times.

GAME 23: Ohio State 72, Wisconsin 58

Wisconsin vs Ohio State

02/06/12 7:30 p.m. at Value City Arena - Columbus, Ohio

Wisconsin 58 • 8-15, 4-7

##	Player	Total		3-Ptr		Rebounds			PF	TP	A TO Blk Stl				Min
		FG-FGA	FG-FGA	FT-FTA	Off Def Tot	PF	TP	A TO Blk Stl							
23	Thomas, Ashley	f	3-4	0-0	0-0	4	3	7	2	6	1	3	0	1	38
00	Davis, Jade	g	4-9	3-4	0-0	0	3	3	3	11	0	8	0	0	31
02	Wurtz, Taylor	g	8-14	4-6	0-1	0	5	5	2	20	7	0	0	0	32
05	Paige, Morgan	g	5-15	4-9	0-0	3	0	3	1	14	0	5	0	0	37
35	Gulczynski, Jacki	q	1-2	1-2	0-0	1	0	1	2	3	0	1	0	0	15
03	Brown, AnnMarie		0-3	0-2	0-0	0	2	2	0	0	0	1	0	1	8
12	Smith, Lindsay		1-6	0-1	0-0	1	0	1	1	2	2	1	1	1	14
20	Gorman, Lacia		0-1	0-0	0-0	0	0	0	0	0	0	0	0	0	1
24	Stephen, Tiera		0-1	0-0	0-0	0	0	0	0	0	0	0	0	0	3
43	Rochel, Cassie		1-3	0-0	0-0	2	3	5	5	2	2	2	0	0	21
Team					4	1	5								
Totals			23-58	12-24	0-1	15	17	32	16	58	12	22	1	3	200

FG % 1st Half: 10-29 34.5% 2nd half: 13-29 44.8% Game: 23-58 39.7% Deadball Rebounds 0
 3FG % 1st Half: 5-9 55.6% 2nd half: 7-15 46.7% Game: 12-24 50.0%
 FT % 1st Half: 0-0 0.0% 2nd half: 0-1 0.0% Game: 0-1 0.0%

Ohio State 72 • 21-2, 8-2

##	Player		Total		3-Ptr		Rebounds			PF	TP	A				Min
			FG-FTA	FG-FGA	FT-FTA	Off	Def	Tot	To			Bk	Stl			
01	Beach, Kalpana	f	3-7	0-0	0-0	1	0	1	0	6	0	0	0	0	19	
33	Adams, Ashley	c	1-5	0-0	0-0	3	7	10	0	2	2	4	5	1	36	
03	Stokes, Amber	g	2-4	0-0	1-2	2	1	3	1	5	1	1	0	0	28	
04	Hill, Tayler	g	6-15	2-5	4-7	2	2	4	1	18	1	2	1	1	40	
21	Prahalis, Samantha	g	12-18	4-5	6-6	0	2	2	1	34	5	7	0	4	38	
12	Kynard, Maleeka		0-0	0-0	0-0	0	0	0	1	0	0	1	0	0	2	
22	Moore, Darryce		1-3	0-0	0-0	1	4	5	1	2	1	2	1	1	11	
23	Ellerbe, Martina		0-0	0-0	1-2	2	0	2	0	1	0	1	2	1	14	
31	Ferguson, Raven		2-5	0-2	0-0	1	1	2	1	4	0	0	1	0	12	
	Team					3	4	7								
	Totals		27-57	6-12	12-17	15	21	36	6	72	10	16	12	8	200	

2011-12 BOX SCORES

GAME 25: Ohio State 80, Purdue 71

Purdue vs Ohio State

02/12/12 5 p.m. at Value City Arena - Columbus, Ohio

Purdue 71 • 19-6, 9-3

##	Player	Total		3-Ptr		Rebounds			PF	TP	A	TO	Bk	Stl	Min
		FG-FGA	FG-FGA	FT-FTA	FT-FTA	Off	Def	Tot							
32	Ostarello, Sam	f	6-9	0-0	0-0	5	5	10	1	12	2	1	2	0	30
40	Jones, Chelsea	c	3-3	0-0	0-0	0	2	2	2	6	2	2	0	0	19
05	Rayburn, Brittany	g	9-15	3-6	1-2	0	2	2	4	22	2	2	1	0	28
15	Moses, Courtney	g	2-4	0-0	2-2	0	0	0	2	6	2	3	0	0	12
22	Houser, KK	q	1-6	1-4	2-3	0	1	1	4	5	4	3	0	1	21
02	Howard, Antionette		4-12	0-1	1-2	3	1	4	0	9	2	1	0	0	19
04	Thornton, Torrie		0-0	0-0	0-0	0	0	0	0	0	0	0	0	0	1
20	Williams, Dee Dee		0-2	0-0	0-0	1	3	4	3	0	1	3	1	0	17
41	Guyton, Alex		3-6	0-0	1-2	4	3	7	3	7	0	0	0	0	21
43	Poston, Chantel		1-4	0-0	2-2	1	3	4	2	4	2	2	0	0	32
	Team					5	2	7							
	Totals		29-61	4-11	9-13	19	22	41	21	71	17	18	4	1	200

FG % 1st Half: 17-33 51.5% 2nd half: 12-28 42.9% Game: 29-61 47.5%
 3FG % 1st Half: 1-4 25.0% 2nd half: 3-7 42.9% Game: 4-11 36.4%
 FT % 1st Half: 2-2 100.0 2nd half: 7-11 63.6% Game: 9-13 69.2%

Deadball
Rebounds
1

Ohio State 80 • 22-3, 9-3

##	Player	Total		3-Ptr		Rebounds			PF	TP	A	TO	Bk	Stl	Min
		FG-FGA	FG-FGA	FT-FTA	FT-FTA	Off	Def	Tot							
01	Beach, Kalpana	f	2-2	0-0	2-2	1	2	3	2	6	0	1	1	0	18
33	Adams, Ashley	c	5-7	0-0	3-3	1	6	7	1	13	4	1	5	1	37
03	Stokes, Amber	g	6-10	1-2	1-3	3	1	4	4	14	2	0	0	0	35
04	Hill, Tayler	g	3-10	0-4	6-7	0	3	3	1	12	3	2	1	2	40
21	Prahalis, Samantha	g	8-16	2-4	8-10	1	1	2	3	26	5	7	0	3	40
22	Moore, Darryce		2-2	0-0	0-0	0	0	0	2	4	0	0	0	0	13
23	Ellerbe, Martina		0-1	0-0	0-0	0	0	0	0	0	0	0	0	0	3
31	Ferguson, Raven		1-3	1-2	0-0	0	1	1	0	3	0	0	0	0	9
50	Harmon, Emilee		1-2	0-0	0-0	1	1	2	0	2	0	0	0	0	5
	Team					1	1	2							
	Totals		28-53	4-12	20-27	8	16	24	13	80	14	11	7	6	200

FG % 1st Half: 13-27 48.1% 2nd half: 15-26 57.7% Game: 28-53 52.8%
 3FG % 1st Half: 2-5 40.0% 2nd half: 2-7 28.6% Game: 4-12 33.3%
 FT % 1st Half: 3-7 42.9% 2nd half: 17-20 85.0% Game: 20-27 74.1%

Deadball
Rebounds
2

Officials: Bob Trammell, Mark Zentz, Denise Brooks
 Technical fouls: Purdue-None. Ohio State-None.
 Attendance: 8422

Score by periods	1st	2nd	Total
Purdue	37	34	71
Ohio State	31	49	80

Last FG - PUR 2nd-01:03, OSU 2nd-00:41.
 Largest lead - PUR by 8 2nd-19:42, OSU by 9 2nd-00:10.

Score tied - 8 times.
 Lead changed - 12 times.

GAME 26: Ohio State 75, Indiana 54

Indiana vs Ohio State

02/16/12 7 p.m. at Value City Arena - Columbus, Ohio

Indiana 54 • 5-21, 0-13

##	Player	Total		3-Ptr		Rebounds			PF	TP	A	TO	Bk	Stl	Min
		FG-FGA	FG-FGA	FT-FTA	FT-FTA	Off	Def	Tot							
21	Andujar, Danilsa	f	1-3	0-0	0-0	1	0	1	5	2	0	0	0	0	13
22	Chaplin, Sasha	c	1-6	0-0	4-4	2	0	2	0	6	0	2	0	0	17
01	Goodwin, Alisha	g	1-8	0-1	2-2	2	0	2	1	4	2	2	0	1	27
11	Newbauer, Andrea	g	1-6	0-1	0-0	0	2	2	3	2	9	4	0	0	36
32	McGhee, Jasmine	g	3-11	0-0	0-0	2	4	6	1	6	0	1	1	1	23
12	Stauere, Kristiana		0-0	0-0	0-0	1	0	1	0	0	0	0	0	0	5
13	Ussery, Candace		0-0	0-0	0-0	0	0	0	0	0	0	2	0	0	2
24	Sinclair, Aulani		9-17	4-8	1-1	1	2	3	0	23	0	1	1	0	36
40	McCurty, Quaneisha		3-14	0-3	5-8	6	4	10	4	11	0	0	0	2	27
44	DeLoach, Simone		0-0	0-0	0-0	0	0	0	0	0	0	0	0	0	3
55	Taufa, Milika		0-1	0-0	0-0	0	1	1	1	0	0	0	0	0	11
	Team					1	0	1							
	Totals		19-66	4-13	12-15	16	13	29	15	54	11	12	2	4	200

FG % 1st Half: 9-28 32.1% 2nd half: 10-38 26.3% Game: 19-66 28.8%
 3FG % 1st Half: 2-5 40.0% 2nd half: 2-8 25.0% Game: 4-13 30.8%
 FT % 1st Half: 7-7 100.0 2nd half: 5-8 62.5% Game: 12-15 80.0%

Deadball
Rebounds
2

Ohio State 75 • 23-3, 10-3

##	Player	Total		3-Ptr		Rebounds			PF	TP	A	TO	Bk	Stl	Min
		FG-FGA	FG-FGA	FT-FTA	FT-FTA	Off	Def	Tot							
01	Beach, Kalpana	f	6-7	0-0	1-3	0	8	8	2	13	1	1	1	0	14
33	Adams, Ashley	c	2-5	0-0	0-0	2	6	8	2	4	5	6	1	0	25
03	Stokes, Amber	g	7-13	0-0	0-0	1	2	3	0	14	7	3	1	1	35
04	Hill, Tayler	g	9-11	7-8	2-2	1	6	7	3	27	4	2	2	4	37
31	Ferguson, Raven	g	3-7	0-2	0-0	1	1	2	1	6	3	5	0	0	25
11	Honeycutt, Shelbi		0-3	0-3	0-0	0	2	2	0	0	0	1	0	0	5
12	Kynard, Maleeka		1-3	0-2	0-0	0	1	1	0	2	1	1	0	1	13
15	Dobranic, Aleksandra		2-4	0-0	0-0	2	3	5	1	4	1	2	1	0	14
22	Moore, Darryce		0-1	0-0	1-2	3	1	4	2	1	1	1	1	1	13
23	Ellerbe, Martina		1-1	0-0	0-0	2	0	2	0	2	0	0	0	1	8
50	Harmon, Emilee		1-3	0-0	0-0	1	1	2	1	2	0	0	0	0	11
	Team					2	1	3							
	Totals		32-58	7-15	4-7	15	32	47	12	75	23	22	7	8	200

FG % 1st Half: 14-27 51.9% 2nd half: 18-31 58.1% Game: 32-58 55.2%
 3FG % 1st Half: 3-8 37.5% 2nd half: 4-7 57.1% Game: 7-15 46.7%
 FT % 1st Half: 3-4 75.0% 2nd half: 1-3 33.3% Game: 4-7 57.1%

Deadball
Rebounds
1

Officials: Bruce Morris, Felicia Grinter, Shannon Feck
 Technical fouls: Indiana-None. Ohio State-None.
 Attendance: 3884

Score by periods	1st	2nd	Total
Indiana	27	27	54
Ohio State	34	41	75

Last FG - IND 2nd-01:04, OSU 2nd-00:38.
 Largest lead - IND None, OSU by 27 2nd-07:35.

Score tied - 0 times.
 Lead changed - 0 times.

GAME 27: Penn State 84, Ohio State 66

Ohio State vs Penn State

02/20/12 7:02 p.m. at Bryce Jordan Center - University Park, Pa

Ohio State 66 • 23-4, 10-4

##	Player	Total		3-Ptr		Rebounds			PF	TP	A	TO	Bk	Stl	Min
		FG-FGA	FG-FGA	FT-FTA	FT-FTA	Off	Def	Tot							
01	Beach, Kalpana	*	6-10	0-0	0-0	1	3	4	4	12	0	0	1	2	17
03	Stokes, Amber	*	1-4	0-1	0-0	0	0	0	4	2	1	2	0	0	12
04	Hill, Tayler	*	5-12	2-6	4-7	0	3	3	1	16	2	1	0	2	40
21	Prahalis, Samantha	*	7-15	0-4	2-3	1	2	3	3	16	8	5	0	2	40
33	Adams, Ashley	*	2-7	0-0	2-2	0	5	5	3	6	1	2	5	0	33
12	Kynard, Maleeka		0-1	0-1	0-0	1	3	4	1	0	1	0	0	1	16
15	Dobranic, Aleksandra		0-0	0-0	0-0	0	0	0	1	0	0	0	0	0	1
22	Moore, Darryce		1-2	0-0	4-4	0	3	3	5	6	1	1	1	2	12
23	Ellerbe, Martina		0-1	0-1	0-0	0	1	1	0	0	0	0	0	0	7
31	Ferguson, Raven		1-4	1-2	0-0	0	0	0	0	3	0	1	0	0	11
50	Harmon, Emilee		2-6	0-0	1-2	4	2	6	1	5	0	2	0	0	11
	Team					1	2	3							
	Totals		25-62	3-15	13-18	8	24	32	23	66	14	14	7	9	200

FG % 1st Half: 13-35 37.1% 2nd half: 12-27 44.4% Game: 25-62 40.3%
 3FG % 1st Half: 2-8 25.0% 2nd half: 1-7 14.3% Game: 3-15 20.0%
 FT % 1st Half: 2-4 50.0% 2nd half: 11-14 78.6% Game: 13-18 72.2%

Deadball
Rebounds
3,1

Penn State 84 • 22-5, 11-3

#	Player		Total		3-Ptr		Rebounds			PF	TP	A	TO	Bk	Stl	Min
			FG-FGA	FG-FGA	FT-FTA	Off	Def	Tot								
12	Gray, Zhaque	*	5-13	1-2	1-2	1	4	5	3	12	5	1	0	1	37	
20	Bentley, Alex	*	5-11	0-1	0-0	0	0	0	4	10	4	2	0	1	33	
24	Nickson, Mia	*	6-15	0-0	6-9	9	6	15	2	18	0	2	0	2	30	
33	Lucas, Maggie	*	2-15	1-2	7-8	5	5	10	2	12	1	4	0	3	37	
54	Greene, Nikki	*	8-17	0-0	9-14	8	7	15	3	25	0	4	2	1	26	
25	East, Talia		2-3	0-0	1-2	3	3	6	3	5	0	0	0	0	20	
05	Studevent, Gizelle		1-2	0-0	0-0	0	1	1	0	2	0	0	0	0	13	
44	Waldner, Tori		0-0	0-0	0-0	0	2	2	1	0	0	1	0	0	4	
Team						3	3	6								
Totals			29-76	2-5	24-35	29	31	60	18	84	10	14	2	8	200	
FG % 1st Half: 16-39			41.0%	2nd half: 13-37	35.1%	Game: 29-76			38.2%	Deadball Rebounds						
3FG % 1st Half: 1-2			50.0%	2nd half: 1-3	33.3%	Game: 2-5			40.0%	4						
FT % 1st Half: 12-16			75.0%	2nd half: 12-19	63.2%	Game: 24-35			68.6%							

2011-12 BOX SCORES

GAME 29: Nebraska 71, Ohio State 57

Ohio State vs Nebraska

02/26/12 3:01 p.m. at Bob Devaney Sports Center- Lincoln, Neb.

Ohio State 57 • 24-5, 11-5

#	Player	Total		3-Ptr		Rebounds			PF	TP	A	TO	Bk	Stl	Min
		FG-FGA	FG-FGA	FT-FTA	Off Def Tot	PF	TP	A TO Bk Stl							
33	Adams, Ashley	f	3-4	0-0	0-0	2	9	11	4	6	1	2	1	0	31
01	Beach, Kalpana	g	0-2	0-0	0-0	2	1	3	0	0	0	0	0	0	17
03	Stokes, Amber	g	4-8	0-1	0-2	3	1	4	4	8	2	1	0	2	26
04	Hill, Tayler	g	3-15	1-5	9-10	5	2	7	3	16	2	6	1	4	39
21	Prahalis, Samantha	q	5-19	2-10	6-8	1	2	3	1	18	3	4	0	1	40
12	Kynard, Maleeka		2-2	0-0	0-0	0	1	1	0	4	0	1	0	2	4
15	Dobranic, Aleksandra		0-0	0-0	0-0	0	1	1	2	0	0	0	0	0	5
22	Moore, Darryce		0-1	0-0	0-0	0	0	0	0	0	0	0	0	0	3
23	Ellerbe, Martina		0-0	0-0	0-0	0	0	0	2	0	0	2	1	0	4
25	Scullion, Amy		0-1	0-1	1-2	2	1	3	0	1	0	0	0	0	10
31	Ferguson, Raven		1-3	0-2	2-3	0	1	1	3	4	0	1	0	1	16
50	Harmon, Emilee		0-0	0-0	0-0	0	0	0	1	0	0	0	0	0	5
Team					1	1	2								
Totals			18-55	3-19	18-25	16	20	36	20	57	8	17	3	10	200

FG % 1st Half: 10-27 37.0% 2nd half: 8-28 28.6% Game: 18-55 32.7% Deadball Rebounds 3
 3FG % 1st Half: 3-9 33.3% 2nd half: 0-10 0.0% Game: 3-19 15.8%
 FT % 1st Half: 6-8 75.0% 2nd half: 12-17 70.6% Game: 18-25 72.0%

Nebraska 71 • 21-7,10-6

#	Player	Total		3-Ptr		Rebounds			PF	TP	A	TO	Bk	Stl	Min
		FG-FGA	FG-FGA	FT-FTA	Off Def Tot	PF	TP	A TO Bk Stl							
23	Cady, Emily	f	9-16	2-5	4-5	2	2	4	3	24	0	3	1	0	34
35	Hooper, Jordan	f	2-11	0-4	3-4	3	6	9	3	7	0	2	0	0	30
00	Moore, Lindsey	g	2-6	1-1	4-5	0	1	1	4	9	2	2	0	2	31
03	Sample, Hailie	g	1-2	0-0	3-4	0	2	2	2	5	0	1	0	0	15
05	Burke, Kaitlyn	g	2-5	0-1	0-0	0	2	2	1	4	2	2	0	1	28
10	Williams, Meghin		1-3	0-0	0-0	0	3	3	0	2	0	0	0	0	15
11	Laudermill, Tear'a		1-2	0-0	2-3	0	0	0	3	4	1	2	0	0	10
13	Jeffery, Brandi		3-3	0-0	2-2	2	4	6	0	8	3	2	0	1	15
14	Simon, Katie		0-0	0-0	0-0	0	0	0	0	0	0	0	0	0	0+
33	Woodberry, Rebecca		3-7	1-4	1-1	3	3	6	2	8	1	2	0	1	22
Team					3	2	5								
Totals			24-55	4-15	19-24	13	25	38	18	71	9	16	1	5	200

FG % 1st Half: 14-26 53.8% 2nd half: 10-29 34.5% Game: 24-55 43.6% Deadball Rebounds 3
 3FG % 1st Half: 3-7 42.9% 2nd half: 1-8 12.5% Game: 4-15 26.7%
 FT % 1st Half: 8-9 88.9% 2nd half: 11-15 73.3% Game: 19-24 79.2%

Officials: Bob Trammell, Tina Napier, Angie Enlund
 Technical fouls: Ohio State-None. Nebraska-None.
 Attendance: 6782

Score by periods	1st	2nd	Total
Ohio State	29	28	57
Nebraska	39	32	71

Points	In	Off	2nd	Fast	Bench
OSU	24	Paint	T/O	Chance	Break
NEB	20	21	10	4	22

Last FG - OSU 2nd-01:02, NEB 2nd-01:12.
 Largest lead - OSU by 4 1st-16:36, NEB by 20 2nd-03:12.

Score tied - 4 times.
 Lead changed - 5 times.

GAME 30: Ohio State 57, Michigan 48

MICHIGAN vs OHIO STATE

3/2/12 11:30am at Bankers Life Fieldhouse-Indianapolis, IN

MICHIGAN 48 • 20-11

#	Player	Total		3-Ptr		Rebounds			PF	TP	A	TO	Bk	Stl	Min
		FG-FGA	FG-FGA	FT-FTA	Off Def Tot	PF	TP	A TO Bk Stl							
02	Boylan, Courtney	*	4-11	2-5	0-2	2	0	2	2	10	5	1	0	1	35
21	Jordan, Nya	*	2-5	0-1	0-0	3	1	4	1	4	0	4	0	2	13
24	Ryan, Jenny	*	2-2	1-1	0-0	0	8	8	3	5	2	1	0	5	38
33	Reynolds, Carmen	*	5-13	1-6	3-4	2	4	6	1	14	1	2	0	2	38
44	Sheffer, Rachel	*	3-12	2-6	0-0	0	3	3	1	8	3	4	2	2	31
01	Harris, Brenae		1-2	1-2	0-1	0	1	1	2	3	0	1	0	0	12
11	Arnold, Sam		0-2	0-1	0-0	0	1	1	0	0	0	1	0	0	9
12	Thompson, Kate		1-2	0-1	0-0	0	1	1	1	2	0	1	1	0	4
14	Elmblad, Nicole		1-6	0-2	0-0	0	2	2	2	2	1	2	0	1	20
Team					1	3	4								
Totals			19-55	7-25	3-7	8	24	32	13	48	12	17	3	13	200

FG % 1st Half: 9-26 34.6% 2nd half: 10-29 34.5% Game: 19-55 34.5% Deadball Rebounds 2
 3FG % 1st Half: 1-11 9.1% 2nd half: 6-14 42.9% Game: 7-25 28.0%
 FT % 1st Half: 3-4 75.0% 2nd half: 0-3 0.0% Game: 3-7 42.9%

OHIO STATE 57 • 25-5

#	Player	Total		3-Ptr		Rebounds			PF	TP	A	TO	Bk	Stl	Min
		FG-FGA	FG-FGA	FT-FTA	Off Def Tot	PF	TP	A TO Bk Stl							
01	Beach, Kalpana	*	5-11	0-0	2-2	2	5	7	3	12	1	5	1	0	22
03	Stokes, Amber	*	2-9	0-2	0-1	4	5	9	2	4	1	0	1	2	36
04	Hill, Tayler	*	7-12	3-5	2-2	1	3	4	3	19	0	3	0	4	35
21	Prahalis, Samantha	*	4-15	1-7	2-3	1	7	8	2	11	5	7	2	2	40
33	Adams, Ashley	*	2-5	0-0	0-0	4	2	6	2	4	3	3	1	2	30
22	Moore, Darryce		1-2	0-0	0-0	1	2	3	2	2	1	2	0	0	10
23	Ellerbe, Martina		0-2	0-1	0-0	1	2	3	0	0	1	1	0	0	15
31	Ferguson, Raven		2-4	1-1	0-0	0	0	0	0	5	1	0	0	0	12
Team					1	4	5								
Totals			23-60	5-16	6-8	15	30	45	14	57	13	21	5	10	200

FG % 1st Half: 10-32 31.3% 2nd half: 13-28 46.4% Game: 23-60 38.3% Deadball Rebounds 0
 3FG % 1st Half: 3-9 33.3% 2nd half: 2-7 28.6% Game: 5-16 31.3%
 FT % 1st Half: 2-2 100.0% 2nd half: 4-6 66.7% Game: 6-8 75.0%

Officials: Mark Zentz, Bryan Entlerline & Michael McConnell
 Technical fouls: MICHIGAN-None. OHIO STATE-None.
 Attendance:

Score by periods	1st	2nd	Total
MICHIGAN	22	26	48
OHIO STATE	25	32	57

Points	In	Off	2nd	Fast	Bench
MICH	18	Paint	T/O	Chance	Break
OSU	28	22	8	8	7

Last FG - MICH 2nd-01:03, OSU 2nd-02:47.
 Largest lead - MICH by 5 1st-13:06, OSU by 16 2nd-10:51.

Score tied - 3 times.
 Lead changed - 2 times.

GAME 31: Nebraska 77, Ohio State 62

NEBRASKA vs OHIO STATE

3/3/12 5:01pm at Bankers Life Fieldhouse-Indianapolis, IN

NEBRASKA 77 • 24-7

#	Player	Total		3-Ptr		Rebounds			PF	TP	A	TO	Bk	Stl	Min
		FG-FGA	FG-FGA	FT-FTA	Off Def Tot	PF	TP	A TO Bk Stl							
00	Moore, Lindsey	*	1-8	0-3	6-6	0	2	2	2	8	7	2	0	0	38
03	Sample, Hailie	*	3-6	0-0	2-2	4	2	6	0	8	0	2	0	0	21
05	Burke, Kaitlyn	*	8-15	2-5	2-2	0	3	3	1	20	3	0	0	0	36
23	Cady, Emily	*	4-8	2-5	0-1	2	4	6	3	10	2	3	0	6	35
35	Hooper, Jordan	*	6-15	4-8	5-5	2	8	10	1	21	1	1	1	2	33
10	Williams, Meghin		0-3	0-0	0-0	3	1	4	1	0	0	2	1	0	10
11	Laudermill, Tear'a		1-2	0-1	0-1	0	0	0	0	2	0	0	0	0	4
13	Jeffery, Brandi		3-8	1-2	1-2	3	2	5	2	8	2	1	0	1	19
14	Simon, Katie		0-0	0-0	0-0	1	0	1	0	0	0	0	0	0	1
33	Woodberry, Rebecca		0-1	0-1	0-0	0	0	0	1	0	0	0	0	0	3
Team					5	2	7								
Totals			26-66	9-25	16-19	20	24	44	11	77	15	14	2	9	200

FG % 1st Half: 12-32 37.5% 2nd half: 14-34 41.2% Game: 26-66 39.4% Deadball Rebounds 0
 3FG % 1st Half: 5-15 33.3% 2nd half: 4-10 40.0% Game: 9-25 36.0%
 FT % 1st Half: 7-9 77.8% 2nd half: 9-10 90.0% Game: 16-19 84.2%

OHIO STATE 62 • 25-6

#	Player	#	Total		3-Ptr		Rebounds			PF	TP	A	TO	Bk	Stl	Min
			FG-FGA	FG-FGA	FT-FTA	Off	Def	Tot								
01	Beach, Kalpana	*	2-7	0-0	0-0	2	5	7	1	4	2	1	1	0	26	
03	Stokes, Amber	*	3-5	0-0	0-0	4	4	8	3	6	0	0	0	1	27	
04	Hill, Tayler	*	4-16	0-6	2-4	2	4	6	2	10	1	3	0	0	39	
21	Prahalis, Samantha	*	7-18	1-5	8-8	0	1	1	4	23	4	8	0	0	39	
33	Adams, Ashley	*	1-1	0-0	0-2	3	5	8	1	2	2	0	4	0	28	
12	Kynard, Maleeka		0-1	0-1	0-0	0	0	0	2	0	1	0	0	4	4	
22	Moore, Darryce		2-3	0-0	0-0	2	1	3	3	4	1	0	2	0	18	
31	Ferguson, Raven		6-10	1-4	0-0	0	1	1	1	13	0	1	0	3	19	
	Team					1	2	3								
Totals			25-61	2-16	10-14	14	23	37	17	62	10	14	7	4	200	

ALL-TIME COACHING RECORDS



**PHYLLIS
BAILEY**
1965-70
(28-10, .737)



**MARY
COMBS**
1970-72
(14-6, .700)



**DEBBIE
WILSON**
1972-80
(157-58, .739)



**TARA
VANDERVEER**
1980-85
(110-37, .748)



**NANCY
DARSCH**
1985-97
(234-125, .652)



**BETH
BURNS**
1997-2001
(81-65, .555)



**JIM
FOSTER**
2002-Present
(261-69, .790)

Year	Overall Won-Lost	Overall Pct.	Big Ten Won-Lost	Big Ten Pct.	Big Ten Finish	Big Ten Tournament	Postseason	Head Coach
1965-66#	3-4	.429	—	—	—	—	—	Phyllis J. Bailey
1966-67	5-3	.625	—	—	—	—	—	Phyllis J. Bailey
1967-68	5-1	.833	—	—	—	—	—	Phyllis J. Bailey
1968-69	8-2	.800	—	—	—	—	—	Phyllis J. Bailey
1969-70	7-0	1.000	—	—	—	—	—	Phyllis J. Bailey
1970-71	4-2	.667	—	—	—	—	—	Mary Combs
1971-72	10-4	.714	—	—	—	—	—	Mary Combs
1972-73	15-1	.938	—	—	—	—	—	Debbie Wilson
1973-74	18-2	.900	—	—	—	—	—	Debbie Wilson
1974-75	19-5	.792	—	—	—	—	—	Debbie Wilson
1975-76^	26-6	.893	—	—	—	3-0/1st	—	Debbie Wilson
1976-77	21-7	.750	—	—	—	3-0/1st	—	Debbie Wilson
1977-78	23-8	.742	—	—	—	3-0/1st	—	Debbie Wilson
1978-79	19-11	.633	—	—	—	2-1/3rd	—	Debbie Wilson
1979-80	16-18	.471	—	—	—	0-1/T6th	—	Debbie Wilson
1980-81	17-15	.531	—	—	—	2-1/3rd	—	Tara VanDerVeer
1981-82&	20-7	.741	—	—	—	3-0/1st	NCAA First Round	Tara VanDerVeer
1982-83%	23-5	.821	15-3	.833	T1st	—	—	Tara VanDerVeer
1983-84	22-7	.759	17-1	.944	1st	—	NCAA First Round	Tara VanDerVeer
1984-85	28-3	.903	18-0	1.000	1st	—	NCAA Elite Eight	Tara VanDerVeer
1985-86	23-7	.767	16-2	.889	1st	—	NCAA Sweet 16	Nancy Darsch
1986-87	26-5	.839	17-1	.944	T1st	—	NCAA Elite Eight	Nancy Darsch
1987-88	25-5	.833	16-2	.889	2nd	—	NCAA Sweet 16	Nancy Darsch
1988-89	24-6	.800	16-2	.889	T1st	—	NCAA Sweet 16	Nancy Darsch
1989-90	18-12	.600	11-7	.611	T4th	—	NCAA Second Round	Nancy Darsch
1990-91	11-17	.392	8-10	.444	T5th	—	—	Nancy Darsch
1991-92	15-13	.536	9-9	.500	5th	—	—	Nancy Darsch
1992-93	28-4	.875	16-2	.889	T1st	—	NCAA National Runner-Up	Nancy Darsch
1993-94	14-14	.500	7-11	.333	T7th	—	—	Nancy Darsch
1994-95	17-13	.567	7-9	.438	T7th	3-1	—	Nancy Darsch
1995-96	21-13	.618	8-8	.500	T6th	2-1	NCAA Second Round	Nancy Darsch
1996-97	12-16	.433	3-13	.188	10th	1-1	—	Nancy Darsch
1997-98	15-12	.556	7-9	.438	8th	1-1	—	Beth Burns
1998-99	17-12	.607	9-7	.692	T4th	1-1	NCAA First Round	Beth Burns
1999-00	13-15	.464	5-11	.313	T8th	1-1	—	Beth Burns
2000-01	22-11	.667	6-10	.375	8th	1-1	WNIT Champion	Beth Burns
2001-02	14-15	.483	8-8	.500	T5th	1-1	—	Beth Burns
2002-03	22-10	.688	10-6	.625	T4th	2-1	NCAA Second Round	Jim Foster
2003-04	21-10	.677	11-5	.688	3rd	1-1	NCAA Second Round	Jim Foster
2004-05	30-5	.857	14-2	.875	T1st	1-1	NCAA Sweet 16	Jim Foster
2005-06	29-3	.906	15-1	.938	1st	3-0	NCAA Second Round	Jim Foster
2006-07	28-4	.875	15-1	.938	1st	2-1	NCAA First Round	Jim Foster
2007-08	22-9	.710	13-5	.722	T1st	0-1	NCAA First Round	Jim Foster
2008-09	29-6	.829	15-3	.833	1st	3-0	NCAA Sweet 16	Jim Foster
2009-10	31-5	.861	15-3	.833	1st	3-0	NCAA Second Round	Jim Foster
2010-11	24-10	.706	10-6	.625	T3rd	3-0	NCAA Sweet 16	Jim Foster
2011-12	25-7	.781	11-5	.688	T2nd	1-1	NCAA First Round	Jim Foster
47 Years	885-370	.705	348-165	.678		30-14 (.681)^		

#Bailey coached prior to 1965-66. Ohio State marks the 1965-66 season as the transition between intramural and intercollegiate basketball.

^The first official Big Ten Tournament, which was a double-elimination event, took place during the 1981-82 season. Big Ten Tournaments were abandoned until the 1994-95 season, when the league returned to the current postseason Big Ten Tournament format. The total above does not include Ohio State's 16-3 Big Ten record from 1975-76 to 1981-82.

&Official NCAA championships began with the 1981-82 season.

%The Big Ten began league play officially with the 1982-83 season.

INDIVIDUAL LEADERS

CAREER RECORDS

Games Played:	136	Jantel Lavender	2008-11
Consecutive Games Started:	136	Jantel Lavender	2008-11
Field Goals Made:	1,142 (of 2,156)	Jantel Lavender	2008-11
Field Goals Attempted:	2,156 (1,142 made)	Jantel Lavender	2008-11
Field Goal Pct.:	.621 (500 of 805)	June Brewer	1975-78
3-Pt. FG Made:	270 (of 657)	Caity Matter	2001, 03-05
3-Pt. FG Attempted:	657 (270 made)	Caity Matter	2001, 03-05
3-Pt. FG Pct.:	.458 (82 of 179)	Cheryl Perozek	1988-91
Free Throws Made:	708 (of 845)	Katie Smith	1993-96
Free Throws Att.:	845 (708 made)	Katie Smith	1993-96
Free Throw Pct.:	.838 (708 of 845)	Katie Smith	1993-96
Rebounds:	1,422	Jantel Lavender	2008-11
Points:	2,818	Jantel Lavender	2008-11
Points Per Game:	20.8	Katie Smith	1993-96
Assists:	901	Samantha Prahalis	2009-12
Blocks:	384	Jessica Davenport	2004-07

SINGLE SEASON RECORDS

Field Goals Made:	316 (of 577)	Jantel Lavender	2010-11
Field Goals Attempted:	591 (304 made)	Jantel Lavender	2009-10
Field Goal Pct.:	.662 (184 of 278)	Courtney Coleman	2002-03
3-Pt. FG Made:	106 (of 235)	Caity Matter	2002-03
3-Pt. FG Attempted:	235 (106 made)	Caity Matter	2002-03
3-Pt. Field Goal Pct.:	.481 (77 of 160)	Brittany Johnson	2009-10
Free Throws Made:	205 (of 235)	Katie Smith	1995-96
Free Throws Attempted:	245 (194 made)	Jessica Davenport	2006-07
Free Throw Pct.:	.872 (205 of 235) (min. 200 made)	Katie Smith	1995-96
Points:	774 (316 FG, 142 FT)	Jantel Lavender	2010-11
Rebounds:	374	Jantel Lavender	2008-09
Fouls:	109	Courtney Coleman	2000-01
Assists:	289	Samantha Prahalis	2009-10
Blocked Shots:	116	Jessica Davenport	2004-05
Steals:	115	Yvette Angel	1984-85

SINGLE GAME RECORDS

Field Goals Made:	18 (of 32)	Frani Washington	at Tennessee	12-12-78	(OSU 74-UT 88)
Field Goals Attempted:	33 (11 made)	Kim Jordan	vs. Michigan State	2-9-79	(OSU 69-MSU 75)
Field Goal Pct.:	1.000 (10 of 10)	Jessica Davenport	vs. West Virginia	3-20-04	(OSU 73-WVU 67)
3-Pt. Field Goals Made:	8 (of 10)	Marscilla Packer	at Minnesota	2-16-06	(OSU 76 - UM 55)
	8 (of 12)	Caity Matter	vs. IUPUI	12-1-03	(OSU 96-IUPUI 48)
	8 (of 11)	Caity Matter	at Michigan	1-11-05	(OSU 84- MICH 56)
3-Pt. Field Goals Att.:	15 (4 made)	Marcie Alberts	vs. Iowa	12-30-96	(OSU 59-UI 69)
3-Pt. Field Goal Pct.:	1.000 (6 of 6)	Averill Roberts	vs. Northwestern	3-11-93	(OSU 76-NU 66)
	1.000 (5 of 5)	Samantha Prahalis	vs. Michigan	1-27-11	(UM 69-OSU 66)
Free Throws Made:	15 (of 18)	Nikita Lowry	vs. Purdue	3-1-87	(OSU 97-PU 86)
	15 (of 18)	Katie Smith	vs. Virginia	1-2-93	(OSU 91-UV 84)
	15 (of 16)	Katie Smith	vs. Idaho State	12-11-94	(OSU 119-ISU 63)
Free Throws Attempted:	19 (14 made)	Katie Smith	vs. Iowa	3-7-93	(OSU 72-UI 60)
Free Throw Pct.:	1.000 (13 of 13)	Katie Smith	vs. Penn State	2-25-94	(OSU 74-PSU 96)
	1.000 (13 of 13)	Katie Smith	vs. Purdue	12-31-95	(OSU 77-PU 70)
	1.000 (13 of 13)	Jessica Davenport	vs. Penn State	2-27-05	(OSU 69-PSU 58)
	1.000 (12 of 12)	Taylor Hill	vs. LSU	11-27-11	(OSU 77, LSU 68)
Points:	42 (15 FG, 7 3FG, 5 FT)	Samantha Prahalis	vs. Minnesota	2-23-12	(OSU 81-MINN 65)
Rebounds:	25	Mary Sivak	vs. Youngstown State	3-3-79	(OSU 62-YSU 56)
Assists:	17	Jamie Lewis	vs. James Madison	3-25-01	(OSU 74, JMU 65)
Blocked Shots:	12	June Brewer	vs. Michigan State	2-7-76	(OSU 73-MSU 60)
	12	Jessica Davenport	vs. Michigan State	2-20-05	(MSU 66-OSU 64)
Steals:	11	Lisa Cline	at UCLA	12-30-88	(OSU 63-UCLA 46)



INDIVIDUAL CAREER RECORDS

POINTS (1,000-PLUS)

	Player	Points	Games	Years
1.	Jantel Lavender	2,818	136	2008-11
2.	Katie Smith	2,578	124	1993-96
3.	Jessica Davenport	2,303	130	2004-07
4.	Samantha Prahalis	2,010	133	2009-12
5.	Tracey Hall	1,912	122	1985-88
6.	Averill Roberts	1,818	118	1990-93
7.	Kim Jordan	1,753	121	1977-80
8.	Lisa Cline	1,750	119	1986-89
9.	Nikita Lowry	1,746	112	1986-89
10.	Amy Tucker	1,629	123	1979-82
11.	Yvette Angel	1,563	115	1982-85
12.	Courtney Coleman	1,540	121	2000-03
13.	Caity Matter	1,523	113	2001, 03-05
14.	Marrita Porter	1,486	111	1996-99
15.	Brandie Hoskins	1,462	120	2004-07
16.	Mary Sivak	1,446	121	1979-82
17.	Taylor Hill	1,381	102	2010-13
18.	Larecha Jones	1,275	96	1996-99
19.	Jodi Roth	1,249	121	1984-87
20.	Carla Chapman	1,247	99	1982-85
21.	Marscilla Packer	1,228	126	2005-08
22.	Nikki Keyton	1,200	115	1990-93
23.	Frani Washington	1,173	63	1978-80
24.	Lauren Shenk	1,155	119	1999-02
25.	LaToya Turner	1,146	99	2000-04
26.	June Brewer	1,137	99	1975-78
27.	Francine Lewis	1,134	112	1983-86
28.	Brittany Johnson	1,035	136	2008-11
29.	Jamie Lewis	1,034	117	1998-01
30.	Adrienne Johnson	1,030	109	1993-96

GAMES PLAYED (110-PLUS)

	Player	Games	Years
1.	Jantel Lavender	136	2008-11
	Brittany Johnson	136	2008-11
3.	Maria Moeller	133	2007-10
	Samantha Prahalis	133	2009-12
5.	Kim Wilburn	130	2003-06
	Jessica Davenport	130	2004-07
	Tamrah Riley	130	2005-08
8.	Shavelle Little	125	2007-10
9.	Marscilla Packer	126	2005-08
10.	Katie Smith	124	1993-96
	Lisa Negri	124	1993-96
12.	Amy Tucker	123	1979-82
13.	Tracey Hall	122	1985-88
	Stephanie Blanton	122	2004-07
	Andrea Walker	122	2007-10
16.	Courtney Coleman	121	2000-03
	Kim Jordan	121	1977-80
	Lisa Negri	121	1993-96
	Jodi Roth	121	1984-87
	D'wan Shackelford	121	2000-03
	Mary Sivak	121	1979-82
	Alison Jackson	121	2008-11
23.	Brandie Hoskins	120	2004-07
24.	Ashley Allen	119	2002-06
	Lisa Cline	119	1986-89
	Lauren Shenk	119	1999-02
27.	DiDi Reynolds	118	2000-03
	Averill Roberts	118	1990-93
	Geneva Sanford	118	1986-89
	Nicole Sanchez	118	1987-90
31.	Jamie Lewis	117	1998-01
32.	Yvette Angel	115	1982-85
	Marcie Alberts	115	1994-97
	Theresa Busch	115	1982-85
	Nikki Keyton	115	1990-93
36.	Tomeka Brown	114	1999-02
	Kelly Robinson	114	1981-84

	Toni Roesch	114	1983-86
39.	Liana Coutts	113	1985-89
	Caity Matter	113	2001, 03-05
41.	Francine Lewis	112	1983-86
	Nikita Lowry	112	1986-89
	Adrienne Johnson	112	1993-96
45.	Marrita Porter	111	1996-99
	Sarah Schulze	111	2008-11
47.	Alysiah Bond	110	1992-95

FIELD GOALS MADE (500-PLUS)

	Player	Made	Att.	Years
1.	Jantel Lavender	1,142	2,156	2008-11
2.	Jessica Davenport	875	1,448	2004-07
3.	Katie Smith	826	1,763	1993-96
4.	Tracey Hall	807	1,346	1985-88
5.	Kim Jordan	790	1,816	1977-80
6.	Lisa Cline	750	1,411	1986-89
7.	Samantha Prahalis	689	1,697	2009-12
8.	Amy Tucker	684	1,444	1979-82
9.	Nikita Lowry	677	1,233	1986-89
10.	Averill Roberts	673	1,535	1990-93
11.	Yvette Angel	671	1,315	1982-85
12.	Brandie Hoskins	619	1,175	2004-07
13.	Mary Sivak	618	1,227	1979-82
14.	Courtney Coleman	596	988	2000-03
15.	Marrita Porter	556	947	1996-99
16.	Carla Chapman	539	1,038	1982-85
17.	Caity Matter	520	1,099	2001, 03-05
18.	June Brewer	500	805	1975-78
	Larecha Jones	500	1,051	1996-99

FIELD GOAL ATTEMPTS (1,000-PLUS)

	Player	Att.	Made	Years
1.	Jantel Lavender	2,156	1,142	2008-11
2.	Kim Jordan	1,816	790	1977-80
3.	Katie Smith	1,763	826	1993-96
4.	Samantha Prahalis	1,697	689	2009-12
5.	Averill Roberts	1,535	673	1990-93
6.	Jessica Davenport	1,448	875	2004-07
7.	Amy Tucker	1,444	684	1979-82
8.	Lisa Cline	1,411	750	1986-89
9.	Tracey Hall	1,346	807	1985-88
10.	Yvette Angel	1,315	671	1982-85
11.	Nikita Lowry	1,233	677	1986-89
12.	Mary Sivak	1,227	618	1979-82
13.	Brandie Hoskins	1,175	619	2004-07
14.	Lauren Shenk	1,103	379	1999-02
15.	Caity Matter	1,099	520	2001, 03-05
16.	Larecha Jones	1,051	500	1996-99
17.	Carla Chapman	1,038	539	1982-85
18.	Marscilla Packer	1,007	434	2005-08
19.	Adrienne Johnson	1,001	425	1993-96

FIELD GOAL PCT. (.500-PLUS/ 400 ATT.)

	Player	Pct.	Made/Att.	Years
1.	June Brewer	.621	500/805	1975-78
2.	Jessica Davenport	.604	875/1,448	2004-07
3.	Courtney Coleman	.603	596/988	2000-03
4.	Tracey Hall	.600	807/1,346	1985-88
5.	Marrita Porter	.587	556/947	1996-99
6.	Mindy Smith	.568	234/412	1987-90
7.	Star Allen	.561	353/629	2006-09
8.	Jodi Roth	.560	455/813	1984-87
9.	Francine Lewis	.551	478/867	1983-86
10.	Nikita Lowry	.549	677/1,233	1986-89
11.	Frani Washington	.535	498/930	1978-80
12.	Lisa Cline	.532	750/1,411	1986-89
13.	Jantel Lavender	.530	1,142/2,156	2008-11
14.	Stacie Bruce	.529	281/531	1989-91
15.	Brandie Hoskins	.527	619/1,175	2004-07
	Teresa Dombkowski	.527	205/389	1984-87

17.	Carla Chapman	.520	539/1,038	1982-85
18.	Nikki Keyton	.515	442/858	1990-93
	LaToya Turner	.515	459-891	2000-04
20.	Kelly Fergus	.513	238/464	1993,95-97
21.	Yvette Angel	.510	671/1315	1982-85
22.	Mary Sivak	.504	618/1227	1979-82

3-PT. FIELD GOALS MADE (100-PLUS)

	Player	3PM	3PA	Years
1.	Caity Matter	270	657	2001, 03-05
2.	Marscilla Packer	236	580	2005-08
3.	Katie Smith	218	564	1993-96
4.	Brittany Johnson	216	505	2008-11
5.	Marcie Alberts	203	528	1994-97
6.	Samantha Prahalis	190	605	2009-12
7.	Jamie Lewis	181	538	1998-01
8.	Lauren Shenk	172	542	1999-02
9.	Taylor Hill	130	363	2010-
10.	Ashley Allen	118	342	2002-06
11.	DiDi Reynolds	117	328	2000-03
12.	Ashlee Trebilcock	105	256	2006-09

3-PT. FIELD GOAL ATTEMPTS (200-PLUS)

	Player	3PA	3PM	Years
1.	Caity Matter	657	270	2001, 03-05
2.	Samantha Prahalis	605	190	2009-12
3.	Marscilla Packer	580	236	2005-08
4.	Katie Smith	564	218	1993-96
5.	Lauren Shenk	542	172	1999-02
6.	Jamie Lewis	538	181	1998-01
7.	Marcie Alberts	528	203	1994-97
8.	Brittany Johnson	505	216	2008-11
9.	Taylor Hill	363	130	2010-
10.	Ashley Allen	342	118	2002-06
11.	DiDi Reynolds	328	117	2000-03
12.	Sarah Schulze	279	94	2008-11
13.	Averill Roberts	274	94	1990-93

3-PT. FIELD GOAL PERCENTAGE (.350-PLUS/MIN. 45 MADE)

	Player	Pct.	3PM/3PA	Years
1.	Cheryl Perozek	.458	82/179	1988-91
2.	Brittany Johnson	.428	216/505	2008-11
3.	Caity Matter	.411	270/657	2001, 03-05
4.	Ashlee Trebilcock	.410	105/256	2006-09
5.	Marscilla Packer	.407	236/580	2005-08
	Maria Moeller	.407	74/182	2007-10
7.	Cheryl Perozek	.401	67/167	1988-91
8.	Katie Smith	.387	218/564	1993-96
9.	Marcie Alberts	.384	203/528	1994-97
10.	Taylor Hill	.358	130/363	2010-
11.	DiDi Reynolds	.357	117-328	2000-03

INDIVIDUAL CAREER RECORDS

FREE THROWS MADE (225-PLUS)

	Player	Made	Att.	Years
1.	Katie Smith	708	845	1993-96
2.	Jessica Davenport	544	725	2004-07
3.	Jantel Lavender	531	702	2008-11
4.	Samantha Prahalis	442	543	2009-12
5.	Taylor Hill	389	514	2010-
6.	Nikita Lowry	381	527	1986-89
7.	Averrill Roberts	378	518	1990-93
8.	Marrita Porter	363	544	1996-99
9.	Courtney Coleman	348	604	2000-03
10.	Jodi Roth	339	482	1984-87
11.	Nicole Sanchez	303	375	1987-90
12.	Tracey Hall	298	402	1985-88
	Nikki Keyton	298	412	1990-93
14.	Amy Tucker	251	326	1979-82
15.	Lisa Cline	231	306	1986-89
16.	LaToya Turner	228	356	2000-04
17.	Lauren Shenk	225	295	1999-02

FREE THROWS ATTEMPTED (300-PLUS)

	Player	Att.	Made	Years
1.	Katie Smith	845	708	1993-96
2.	Jantel Lavender	702	531	2008-11
3.	Courtney Coleman	604	348	2000-03
4.	Jessica Davenport	544	725	2004-07
5.	Samantha Prahalis	543	442	2009-12
6.	Marrita Porter	544	363	1996-99
7.	Nikita Lowry	527	381	1986-89
8.	Averrill Roberts	518	378	1990-93
9.	Taylor Hill	514	389	2010-
10.	Jodi Roth	482	339	1984-87
11.	Courtney Coleman	467	266	2000-03
12.	Nikki Keyton	412	298	1990-93
13.	Tracey Hall	402	298	1985-88
14.	Nicole Sanchez	375	303	1987-90
15.	Mary Sivak	373	210	1979-82
16.	LaToya Turner	356	228	2000-04
17.	Tomeka Brown	334	217	1999-02
18.	Larecha Jones	331	222	1996-99
19.	D'wan Shackelford	328	204	2000-03
20.	Amy Tucker	326	251	1979-82
21.	Yvette Angel	315	221	1982-85
22.	Lisa Cline	306	231	1986-89

FREE THROW PERCENTAGE (.700-PLUS/MIN. 100 MADE)

	Player	Pct.	Made/Att.	Years
1.	Caity Matter	.856	213/249	2001-'03-05
2.	Marscilla Packer	.855	124/145	2005-08
3.	Katie Smith	.838	708/845	1993-96
4.	Marcie Alberts	.836	102/122	1994-97
5.	Didi Reynolds	.822	106/129	2000-03
6.	Samantha Prahalis	.814	442/543	2009-12
7.	Nicole Sanchez	.808	303/375	1987-90
8.	Brittany Johnson	.789	127/161	2008-11
9.	Amy Tucker	.770	251/326	1979-82
10.	Lauren Shenk	.763	225/295	1999-02
11.	Taylor Hill	.757	389/514	2010-
12.	Jantel Lavender	.756	531/702	2008-11
13.	Lisa Cline	.755	231/306	1986-89
14.	Jessica Davenport	.750	544/725	2004-07
15.	Jamie Lewis	.747	201/269	1998-01
16.	Tracey Hall	.741	298/402	1985-88
17.	Averrill Roberts	.730	378/518	1990-93
18.	Nikita Lowry	.723	381/527	1986-89
	Nikki Keyton	.723	298/412	1990-93
20.	Audrey Burcy	.703	208/296	1990-93

REBOUNDS (500-PLUS)

	Player	Rebs.	Games	Years
1.	Jantel Lavender	1,422	136	2008-10
2.	Tracey Hall	1,115	122	1985-88
3.	Jessica Davenport	1,094	124	2004-07
4.	Kim Jordan	1,024	121	1977-80
5.	Mary Sivak	882	121	1979-82
6.	June Brewer	829	99	1975-78
7.	Courtney Coleman	771	121	2000-03
8.	Francine Lewis	747	112	1983-86
9.	Amy Tucker	727	123	1979-82
10.	Katie Smith	704	124	1993-96
11.	Lisa Negri	701	124	1993-96
12.	Nikita Lowry	661	112	1986-89
13.	Carla Chapman	633	99	1982-85
	Nikki Keyton	633	115	1990-93
15.	Martha Baker	613	69	1976-77
16.	Marrita Porter	602	111	1996-99
17.	LaToya Turner	596	99	2000-04
18.	D'wan Shackelford	589	121	2000-03

19.	Larecha Jones	567	96	1996-99
20.	Lisa Cline	531	119	1986-89
21.	Jodi Roth	528	121	1984-87
22.	Yvette Angel	509	115	1982-85

ASSISTS (250-PLUS)

	Player	Assists	Games	Years
1.	Samantha Prahalis	901	133	2009-12
2.	Jamie Lewis	643	117	1998-01
3.	Yvette Angel	562	115	1982-85
4.	Kim Wilburn	518	130	2003-06
5.	Lisa Cline	491	119	1986-89
6.	Brandie Hoskins	471	120	2004-07
7.	Katie Smith	444	124	1993-96
8.	Ashley Allen	354	119	2002-06
9.	Cheryl Perozek	341	107	1988-91
10.	Laurie Pirtle	317	104	1978-80
11.	Averrill Roberts	306	118	1990-93
12.	Geneva Sanford	305	118	1986-89
13.	Alysiah Bond	297	110	1992-95
14.	Liana Coutts	295	113	1985-89
	Lauren Shenk	295	119	1999-02
16.	Marcie Alberts	291	115	1994-97
17.	Toni Roesch	289	114	1983-86
18.	Marscilla Packer	286	126	2005-08
19.	Tracey Hall	285	122	1985-88
20.	Kim Jordan	275	121	1977-80
21.	Taylor Hill	258	102	2010-

BLOCKS (100-PLUS)

	Player	Blocks	Games	Years
1.	Jessica Davenport	384	130	2004-07
2.	Mary Sivak	241	121	1979-82
3.	Jantel Lavender	190	136	2008-11
4.	LaToya Turner	165	99	2000-04
5.	Ashley Adams	155	58	2011-
6.	Francine Lewis	124	112	1983-86
7.	Tracey Hall	109	122	1985-88
	Andrea Walker	109	122	2007-10

STEALS (100-PLUS)

	Player	Steals	Games	Years
1.	Kim Wilburn	358	130	2003-06
2.	Yvette Angel	326	115	1982-85
3.	Averrill Roberts	273	118	1990-93
4.	Shavelle Little	262	125	2007-10
5.	Tracey Hall	259	122	1985-88
6.	Samantha Prahalis	247	133	2009-
7.	Lisa Cline	237	119	1986-89
8.	Jamie Lewis	206	117	1998-01
9.	Nikita Lowry	190	112	1986-89
10.	D'wan Shackelford	179	121	2000-03
11.	Katie Smith	174	124	1993-96
	Taylor Hill	174	102	2010-
13.	Audrey Burcy	168	99	1990-93
14.	Toni Roesch	156	114	1983-86
15.	Marrita Porter	155	111	1996-99
16.	Tomeka Brown	154	114	1999-02
17.	Alysiah Bond	146	110	1992-95
	Courtney Coleman	146	121	2000-03
19.	Francine Lewis	144	112	1983-86
20.	Ashley Allen	143	119	2002-06
21.	Brandie Hoskins	140	120	2004-07
22.	Kim Jordan	136	121	1977-80
	LaToya Turner	135	99	2000-04
24.	Geneva Sanford	130	118	1986-89
25.	Amy Tucker	118	123	1979-82
	Liana Coutts	118	113	1985-89
27.	Lauren Shenk	107	119	1999-02



JANTEL LAVENDER

ALL-TIME SINGLE SEASON LEADERS

POINTS (500+)

Player	Points	Season
1. Jantel Lavender	774 (316 FG, 142 FT)	2010-11
2. Katie Smith	745 (230 FG, 205 FT)	1995-96
3. Jantel Lavender	728 (290 FG, 148 FT)	2008-09
4. Frani Washington	711 (390 FG, 93 FT)	1978-79
5. Jessica Davenport	677 (262 FG, 152 FT)	2004-05
6. Tayler Hill	653 (215 FG, 141 FT)	2011-12
7. Katie Smith	639 (196 FG, 190 FT)	1994-95
Jessica Davenport	639 (222 FG, 194 FT)	2006-07
9. Nikita Lowry	622 (251 FG, 120 FT)	1987-88
10. Katie Smith	616 (211 FG, 149 FT)	1993-94
11. Samantha Prahalis	613 (216 FG, 495 FT)	2011-12
12. Jessica Davenport	598 (241 FG, 109 FT)	2005-06
11. Lisa Cline	592 (246 FG, 90 FT)	1988-89
12. Samantha Prahalis	588 (201 FG, 132 FT)	2009-10
13. Katie Smith	578 (189 FG, 164 FT)	1992-93
14. Amy Tucker	548 (223 FG, 102 FT)	1980-81
15. Jantel Lavender	547 (232 FG, 82 FT)	2007-08
16. Averill Roberts	546 (192 FG, 125 FT)	1991-92
17. Mary Sivak	536 (230 FG, 76 FT)	1980-81
18. Kim Jordan	526 (237 FG, 52 FT)	1978-79
19. Tracey Hall	512 (206 FG, 100 FT)	1987-88

FIELD GOALS MADE

Player	Made	Att.	Season
1. Jantel Lavender	316	577	2010-11
2. Frani Washington	309	573	1978-79
3. Jantel Lavender	304	591	2009-10
4. Jantel Lavender	290	536	2008-09
5. Jessica Davenport	262	446	2004-05
6. Nikita Lowry	251	419	1987-88
7. Lisa Cline	246	448	1988-89
8. Jessica Davenport	241	390	2005-06
9. Kim Jordan	237	572	1978-79
10. Jantel Lavender	232	452	2007-08
11. Mary Sivak	230	415	1980-81
Katie Smith	230	527	1995-96
13. Kim Jordan	229	512	1977-78
14. Amy Tucker	223	472	1980-81
15. Jessica Davenport	222	372	2006-07
16. Tracey Hall	220	355	1986-87

FIELD GOALS ATTEMPTED

Player	Att.	Made	Season
1. Jantel Lavender	591	304	2009-10
2. Jantel Lavender	577	316	2010-11
3. Frani Washington	573	309	1978-79
4. Kim Jordan	572	237	1978-79
5. Jantel Lavender	536	290	2008-09
6. Katie Smith	527	230	1995-96
7. Kim Jordan	512	229	1977-78
8. Samantha Prahalis	495	216	2011-12
8. Amy Tucker	472	223	1980-81
9. Samantha Prahalis	471	201	2009-10
10. Kim Jordan	466	197	1979-80

FIELD GOAL PERCENTAGE (MIN. 100 ATT)

Player	Pct.Made/Att.	Season
1. Marrita Porter	.667 72/108	1996-97
2. Courtney Coleman	.662 184/278	2002-03
3. Jessica Davenport	.625 150/240	2003-04
Star Allen	.625 140-224	2006-07
5. Tracey Hall	.620 220/355	1986-87
6. Jessica Davenport	.618 241/390	2005-06
7. Tracey Hall	.617 203/329	1985-86
8. Tracey Hall	.601 178/296	1984-85
9. Nikita Lowry	.599 251/419	1987-88
10. Jessica Davenport	.597 222/372	2006-07
11. Brandie Hoskins	.596 186/312	2004-05
12. Francine Lewis	.593 159/268	1983-84
13. Marrita Porter	.589 162/275	1998-99
14. Jessica Davenport	.587 262/446	2004-05
15. Jodi Roth	.585 109/155	1985-86
16. Marrita Porter	.585 144/246	1995-96

17. Tamrah Riley	.583	77/132	2007-08
Darryce Moore	.583	67/115	2011-12
19. Courtney Coleman	.580	182/314	2000-01
Michaela Moua	.573	86/150	1999-00
21. Lisa Cline	.573	149/260	1986-87
22. LaToya Turner	.571	140/245	2003-04
23. Peggy Evans	.569	201/353	1994-95
24. LaToya Turner	.568	96/169	2000-01
25. Mindy Smith	.562	141/251	1989-90
26. Nikki Keyton	.559	171/306	1992-93
Kelly Fergus	.559	62/111	1994-95

FREE THROWS MADE

Player	Made	Att.	Season
1. Katie Smith	205	235	1995-96
2. Jessica Davenport	194	245	2006-07
3. Katie Smith	190	225	1994-95
4. Katie Smith	164	203	1992-93
5. Jantel Lavender	159	205	2009-10
6. Taylor Hill	156	201	2010-11
7. Jessica Davenport	152	197	2004-05
8. Katie Smith	149	182	1993-94
9. Jantel Lavender	148	196	2008-09
10. Jantel Lavender	142	177	2010-11
11. Tayler Hill	141	183	2011-12
11. Samantha Prahalis	132	163	2009-10
12. Averill Roberts	125	165	1991-92
14. Courtney Coleman	123	209	2000-01
15. Nikita Lowry	120	173	1987-88

FREE THROW ATTEMPTS

Player	Att.	Made	Season
1. Jessica Davenport	245	194	2006-07
2. Katie Smith	235	205	1995-96
3. Katie Smith	225	190	1994-95
4. Courtney Coleman	209	123	2000-01
5. Jantel Lavender	205	159	2009-10
6. Katie Smith	203	164	1992-93
7. Tayler Hill	201	156	2010-11
8. Jessica Davenport	197	152	2004-05
9. Jantel Lavender	196	148	2008-09
10. Marrita Porter	189	117	1997-98
11. Courtney Coleman	183	98	2001-02
Taylor Hill	183	141	2011-12
13. Katie Smith	182	149	1993-94
14. Jantel Lavender	177	142	2010-11
15. Nikita Lowry	173	120	1987-88
16. Peggy Evans	171	111	1994-95
17. Averill Roberts	165	125	1991-92
18. Jodi Strine	155	109	1985-86

FREE THROW PCT. (MIN. 100 ATT.)

Player	Pct.	Made/Att.	Season
1. Katie Smith	.872	205/235	1995-96
2. Nicole Sanchez	.864	102/118	1988-89
3. Amy Tucker	.857	102/119	1980-81
4. Nicole Sanchez	.853	116/136	1989-90
5. Katie Smith	.844	190/225	1994-95
6. Lisa Cline	.841	90/107	1988-89
7. Samantha Prahalis	.838	141/183	2011-12
8. Katie Smith	.819	149/182	1993-94
9. Samantha Prahalis	.810	132/163	2009-10
10. Katie Smith	.808	164/203	1992-93

3-PT. MADE

Player	3PM	3PA	Season
1. Caity Matter	106	235	2002-03
2. Marcie Alberts	86	244	1996-97
3. Brittany Johnson	85	189	2010-11
4. Tayler Hill	82	196	2011-12
5. Katie Smith	80	210	1995-96
Marscilla Packer	80	197	2007-08
7. Marscilla Packer	79	171	2005-06
8. Jamie Lewis	78	220	2000-01
9. Brittany Johnson	77	160	2009-10
10. Caity Matter	73	164	2004-05
Caity Matter	73	209	2003-04
11. Samantha Prahalis	62	179	2011-12
12. Katie Smith	57	155	1994-95
Marscilla Packer	57	151	2006-07
Sarah Schulze	57	138	2009-10
15. Samantha Prahalis	54	145	2009-10
16. DiDi Reynolds	51	151	2001-02
Lauren Shenk	51	154	1999-00

3-PT. ATTEMPTS

Player	3PA	3PM	Season
1. Marcie Alberts	244	86	1996-97
2. Caity Matter	235	106	2002-03
3. Jamie Lewis	220	78	2000-01
4. Katie Smith	210	80	1995-96
5. Caity Matter	209	73	2003-04
6. Marscilla Packer	197	80	2007-08
7. Tayler Hill	196	82	2011-12
8. Brittany Johnson	189	85	2010-11
9. Samantha Prahalis	179	62	2011-12
9. Marscilla Packer	171	79	2005-06
10. Caity Matter	164	73	2004-05
10. Brittany Johnson	160	77	2009-10
11. Katie Smith	155	57	1994-95
12. Lauren Shenk	154	51	1999-00
13. DiDi Reynolds	151	51	2001-02
Marscilla Packer	151	57	2006-07
15. Samantha Prahalis	145	54	2009-10

3-PT. PERCENTAGE (MIN. 45 ATT)

Player	Pct.	3M/3A	Season
1. Brittany Johnson	.481	77/160	2009-10
2. Marscilla Packer	.462	79/171	2005-06
3. Caity Matter	.451	106/235	2002-03
4. Brittany Johnson	.450	85/189	2010-11
Katie Smith	.450	36/80	1992-93
6. Caity Matter	.445	73/164	2004-05
7. Ashlee Trebilcock	.440	40/91	2008-09
8. Marcie Alberts	.438	46/105	1994-95
9. Tayler Hill	.418	82/196	2011-12
10. Sarah Schulze	.413	57/138	2009-10
11. Cheryl Perozek	.410	48/117	1990-91

REBOUNDS

Player	Rebs.	Season
1. Jantel Lavender	374	2008-09
2. Jantel Lavender	372	2009-10
3. Jantel Lavender	370	2010-11
4. Jessica Davenport	325	2004-05
5. Jessica Davenport	306	2006-07
Jantel Lavender	306	2007-08
7. Tracey Hall	305	1986-87
8. Mary Sivak	292	1980-81

9. Jessica Davenport	285	2005-06
10. Tracey Hall	284	1985-86
11. Tracey Hall	269	1987-88
12. Kim Jordan	266	1976-77
13. June Brewer	262	1977-78
14. Martha Baker	260	1975-76
15. Tracey Hall	257	1984-85
Kim Jordan	257	1979-80
17. Francine Lewis	255	1984-85

ASSISTS

Player	Assists	Season
1. Samantha Prahalis	289	2009-10
2. Jamie Lewis	257	2000-01
3. Samantha Prahalis	215	2010-11
4. Samantha Prahalis	203	2008-09
5. Samantha Prahalis	194	2011-12
6. Kim Wilburn	168	2002-03
7. Yvette Angel	167	1983-84
8. Yvette Angel	164	1984-85
9. Jamie Lewis	159	1997-98
10. Kim Wilburn	156	2003-04
11. Toni Roesch	153	1985-86
12. Cheryl Perozek	151	1989-90
13. Katie Smith	145	1995-96
14. Lisa Cline	140	1987-88
15. Lauren Shenk	138	2001-02
16. Lisa Cline	137	1988-89
17. Brandie Hoskins	135	2004-05
18. Brandie Hoskins	127	2003-04
19. Audrey Burcy	123	1992-93
20. Jamie Lewis	122	1998-99
21. Tayler Hill	121	2010-11

BLOCKS

Player	Blocks	Season
1. Jessica Davenport	116	2004-05
2. Jessica Davenport	98	2005-06
3. Ashley Adams	96	2011-12
4. Jessica Davenport	90	2006-07
5. Jessica Davenport	80	2003-04
6. Mary Sivak	70	1981-82
7. Jantel Lavender	61	2010-11
Mary Sivak	61	1980-81
9. Ashley Adams	59	2010-11
Mary Sivak	59	1979-80
11. Jantel Lavender	55	2009-10
12. Mary Sivak	51	1978-79
13. LaToya Turner	47	2002-03
14. LaToya Turner	45	2003-04
15. Jantel Lavender	42	2008-09
16. Francine Lewis	39	1982-83
Francine Lewis	39	1983-84
Andrea Walker	39	2009-10

STEALS

Player	Steals	Season
1. Yvette Angel	115	1984-85
2. Averill Roberts	98	1992-93
3. Robin Tucker	96	1976-77
4. Audrey Burcy	95	1992-93
5. Kim Wilburn	92	2002-03
6. Kim Wilburn	91	2003-04
7. Kim Wilburn	90	2005-06
8. Lisa Cline	89	1988-89
9. Shavelle Little	86	2008-09
10. Kim Wilburn	85	2004-05
11. Yvette Angel	83	1983-84
12. Averill Roberts	82	1991-92
13. Frani Washington	81	1978-79
Taylor Hill	81	2011-12
15. Tracey Hall	79	1987-88
Shavelle Little	79	2007-08
17. Nikita Lowry	77	1987-88
18. Robin Tucker	75	1976-77

INDIVIDUAL SINGLE GAME RECORDS



LATONYA TURNER



KATIE SMITH

POINTS

Player	Points	Opponent	Date	OSU	Opp.
1. Samantha Prahalis	42 (15 FG, 5 FT)	vs. Minnesota	2-23-12	81	56
2. Katie Smith	40 (11 FG, 15 FT)	vs. Idaho State*	12-11-94	119	63
3. Frani Washington	39 (18 FG, 3 FT)	at Tennessee	12-14-78	59	69
4. Jantel Lavender	37 (15FG, 7FT)	vs. Michigan State^	3-5-11	72	57
Jantel Lavender	37 (16FG, 5FT)	at Temple	11-12-10	84	75
LaToya Turner	37 (14 FG, 9 FT)	at Cleveland State	11-18-00	87	76
7. Jantel Lavender	36 (12 FG, 12 FT)	at Penn State	2-28-08	87	84
Jessica Davenport	36 (15 FG, 6 FT)	at Wisconsin	1-27-05	86	67
Nikita Lowry	36 (14 FG, 8 FT)	at Illinois	3-4-88	78	62
Larecha Jones	36 (15 FG, 5 FT)	at Penn State	1-25-98	73	82
11. Jantel Lavender	35 (14 FG, 7 FT)	vs. Iowa^	3-7-10	66	64
Lisa Cline	35 (17 FG, 1 FT)	vs. Marshall	12-20-88	97	54
Jessica Davenport	35 (15 FG, 5 FT)	vs. Minnesota	2-17-05	65	53
Katie Smith	35 (8 FG, 15 FT)	vs. Virginia	1-2-93	91	84
15. Jessica Davenport	34 (14 FG, 6 FT)	at Iowa	1-12-06	72	62
Samantha Prahalis	34 (12 FG, 6 FT)	vs. Wisconsin	2-6-12	72	58
17. Jantel Lavender	33 (13FG, 7FT)	vs. USC-UPSTATE	12-14-10	87	55
Jantel Lavender	33 (11 FG, 11 FT)	vs. California	11-29-09	83	71
Frani Washington	33 (NA)	at Queens College	1-13-79	84	70
Frani Washington	33 (12 FG, 9 FT)	at North Carolina	12-31-78	74	76
Kim Jordan	33 (16 FG, 1 FT)	vs. Northern Kentucky	2-21-78	85	56
Nikita Lowry	33 (11 FG, 9 FT)	vs. Long Beach State#	3-23-89	83	89
Katie Smith	33 (9 FG, 12 FT)	vs. Michigan	2-20-93	80	73
Katie Smith	33 (11 FG, 8 FT)	at Arkansas^	11-19-95	80	86

*Kona Classic; #NCAA Tournament; ^WNIT Tournament; ^Big Ten Tournament

FIELD GOALS MADE

Player	Made	Att.	Opponent	Date	OSU	Opp.
1. Frani Washington	18	32	at Tennessee	12-12-78	74	88
2. Lisa Cline	17	24	vs. Marshall	12-20-88	97	54
3. Jantel Lavender	16	22	at Temple	11-12-10	84	75
Kim Jordan	16	26	vs. Northern Kentucky	2-21-78	85	56
5. Kim Jordan	15	26	vs. Indiana State	1-20-79	86	76
Larecha Jones	15	23	vs. Penn State	1-25-98	73	82
Jessica Davenport	15	21	vs. Wisconsin	1-27-05	86	67
Jessica Davenport	15	20	at Illinois	1-30-05	69	55
Jessica Davenport	15	19	vs. Minnesota	2-27-05	65	53
Jantel Lavender	15	23	at Purdue	2-7-08	67	68
Jantel Lavender	15	24	vs. Illinois	1-22-09	68	51
Jantel Lavender	15	21	at Iowa	2-12-09	75	85
Jantel Lavender	15	20	vs. Michigan State(BTT)	3-5-11	72	57
Samantha Prahalis	15	27	vs. Minnesota	2-23-11	81	56
15. Jantel Lavender	14	25	vs. Iowa (BTT)	3-7-10	66	64
Jantel Lavender	14	22	at Illinois	12-28-09	76	47
Jessica Davenport	14	22	at Iowa	1-12-06	72	62
Jessica Davenport	14	19	at Michigan State	1-22-06	67	65
LaToya Turner	14	27	at Cleveland State	11-18-00	87	76
Francine Lewis	14	24	vs. Penn State (NCAA)	3-21-85	81	78
Nikita Lowry	14	22	at Illinois	3-4-88	78	62
Nikita Lowry	14	21	at Minnesota	1-27-89	106	82

FIELD GOAL ATTEMPTS

Player	Att.	Made	Opponent	Date	OSU	Opp.
1. Kim Jordan	33	11	vs. Michigan State*	2-9-79	69	75
2. Frani Washington	32	18	vs. Tennessee#	12-15-78	59	69
3. Jantel Lavender	27	9	at Auburn	11-23-08	(ot) 80	87
LaToya Turner	27	14	vs. Cleveland State	11-18-00	87	76
Kim Jordan	27	12	vs. Old Dominion	1-26-79	48	72
Kim Jordan	27	12	vs. Indiana State^	3-11-78	71	58
Samantha Prahalis	27	15	vs. Minnesota	2-23-11	81	56

*Big Ten Tournament; #Christmas Invitational; ^MAIAW

FIELD GOAL PERCENTAGE (MINIMUM 10 ATT.)

Player	Percent	Made/Att.	Opponent	Date	OSU	Opp.
1. Jessica Davenport	1.000	10/10	vs. West Virginia#	3-20-04	73	67
2. Tracey Hall	.923	12/13	vs. Cincinnati	11-29-84	78	75
Jantel Lavender	.923	12/13	vs. Delaware State	12-16-08	68	35
Jantel Lavender	.923	12/13	vs. UAB	11-17-09	88	55
Jantel Lavender	.923	12/13	vs. Bethune Cookman	1-2-11	86	38
6. Nicole Sanchez	.917	11/12	at Minnesota	1-27-89	106	82
7. Jessica Davenport	.909	10/11	vs. Pennsylvania	12-21-03	95	54
Jessica Davenport	.909	10/11	at Indiana	2-5-06	60	50
Jessica Davenport	.909	10/11	vs. Washington	12-3-06	84	79
10. Jessica Davenport	.900	9/10	vs. Pennsylvania	12-21-03	95	54
D'wan Shackelford	.900	9/10	at Penn State	12-30-01	70	65
Stacie Bruce	.900	9/10	vs. Illinois	3-7-91	81	65
Star Allen	.900	9/10	vs. Penn State	2-22-07	78	61
Jessica Davenport	.900	9/10	vs. Cornell	11-25-06	77	43
Jessica Davenport	.900	9/10	at Army	11-12-06	77	41
Ashley Adams	.900	9/10	at Illinois	2-9-12	65	66
17. Mary Sivak	.882	15/17	vs. Cincinnati*	3-7-81	65	63
18. Lisa Cline	.857	12/14	at Northwestern	1-16-87	80	66
Tracey Hall	.857	12/14	vs. Syracuse#	3-20-88	116	75
Nikita Lowry	.857	12/14	vs. Syracuse#	3-20-88	116	75
Nikita Lowry	.857	12/14	vs. Michigan	2-14-88	87	73
Jessica Davenport	.857	12/14	vs. Nebraska	12-11-04	86	61

*OAISW; #NCAA Tournament

INDIVIDUAL SINGLE GAME RECORDS

3-PT. FIELD GOALS MADE

	Player	Made	Att.	Opponent	Date	OSU	Opp.
1.	Marscilla Packer	8	10	at Minnesota	2-16-06	76	55
	Caity Matter	8	12	vs. IUPUI	12-1-03	96	48
	Caity Matter	8	11	at Michigan	1-11-05	84	56
4.	Brittany Johnson	7	14	vs. Iowa*	3-4-11	71	61
	Brittany Johnson	7	12	at Illinois	1-20-11	71	62
	Brittany Johnson	7	8	vs. Oklahoma State	11-22-09	93	72
	Caity Matter	7	13	at UCLA	12-30-03	56	71
	Caity Matter	7	13	at Wisconsin	1-16-03	57	42
	Katie Smith	7	11	vs. Northwestern	1-15-95	70	73
	Samantha Prahalis	7	12	vs. Minnesota	2-23-11	81	56
	Taylor Hill	7	8	vs. Indiana	2-16-12	75	54
12.	Caity Matter	6	9	at Michigan State	2-15-04	53	72
	Caity Matter	6	13	at Michigan State	2-13-03	64	65
	Caity Matter	6	9	at Purdue	2-2-03	62	67
	Averrill Roberts	6	6	at Northwestern	3-11-93	76	66
	Marcie Alberts	6	11	vs. Michigan State*	3-1-97	79	85
	Marcie Alberts	6	14	at Michigan	2-23-97	65	74
	Lauren Shenk	6	8	vs. Akron	12-19-00	100	35
	Lauren Shenk	6	11	vs. Michigan State	2-28-02	89	82
	Marscilla Packer	6	8	vs. Wisconsin	1-20-08	79	74
	Samantha Prahalis	6	12	vs. LSU	11-27-11	77	68

*Big Ten Tournament; #NCAA Tournament; ^WNIT Tournament, &Klosterman Buckeye Classic

3-PT. FIELD GOAL ATTEMPTS

	Player	Att.	Made	Opponent	Date	OSU	Opp.
1.	Marcie Alberts	15	4	vs. Iowa	12-30-97	66	57
2.	Brittany Johnson	14	7	vs. Iowa#	3-4-11	71	61
	Marcie Alberts	14	6	vs. Michigan	2-23-97	65	74
4.	Caity Matter	13	7	at UCLA	12-30-03	56	71
	Caity Matter	13	5	vs. Purdue#	3-10-03	56	67
	Caity Matter	13	4	vs. Michigan	2-27-03	70	55
	Caity Matter	13	6	at Michigan State	2-13-03	64	65
	Caity Matter	13	7	at Wisconsin	1-16-03	57	42
	Caity Matter	13	4	vs. Youngstown St.	12-20-02	76	45
	Marcie Alberts	13	5	at Massachusetts	11-26-96	68	53
	Lauren Shenk	13	3	at Indiana	2-24-00	58	65
12.	Brittany Johnson	12	7	at Illinois	1-20-11	71	62
	Samantha Prahalis	12	3	at Syracuse	12-11-10	66	75
	Caity Matter	12	5	vs. Florida A&M	11-23-03	71	56
	Caity Matter	12	8	vs. IUPUI	12-1-03	96	48
	Caity Matter	12	4	at Iowa	2-5-04	93	82
	Cheryl Perozek	12	2	at Wisconsin	3-1-91	77	92
	Katie Smith	12	2	at Northwestern	2-10-95	52	65
	Marcie Alberts	12	5	vs. Memphis*	3-16-96	97	75
	Marcie Alberts	12	5	vs. Northwestern	2-7-97	62	74
	Marcie Alberts	12	4	vs. Minnesota	1-17-97	84	61
	Marcie Alberts	12	4	vs. Penn State#	2-28-97	80	79
	Ashlee Trebilcock	12	5	vs. Ole Miss	12-2-07	69	55
	Marscilla Packer	12	3	at Penn State	2-28-08	87	84
	Brittany Johnson	12	4	vs. Syracuse	11-19-08	78	71
	Samantha Prahalis	12	6	vs. LSU	11-27-11	77	68
	Samantha Prahalis	12	7	vs. Minnesota	2-23-11	81	56
26.	Marscilla Packer	11	5	at Boston College	12-3-05	66	60
	Marscilla Packer	11	5	vs. Washington	12-3-06	84	79
	Katie Smith	11	7	vs. Northwestern	1-15-95	70	73
	Marcie Alberts	11	5	vs. Penn State#	3-4-96	84	70
	Marcie Alberts	11	6	vs. Michigan State*	3-1-97	79	85
	Marcie Alberts	11	4	at DePaul	12-20-97	66	72
	Marcie Alberts	11	2	vs. Notre Dame	1-4-97	74	67
	Audrey Burcy	11	3	vs. Texas Tech*	4-5-93	82	84
	Jamie Lewis	11	4	at New Mexico^	3-28-01	62	61
	Lauren Shenk	11	6	vs. Michigan State	2-28-02	89	82
	Caity Matter	11	8	at Michigan	1-11-05	84	56
	Taylor Hill	11	3	at Minnesota	1-29-12	65	76

*NCAA Tournament; #Big Ten Tournament; ^WNIT Tournament



BRITTANY JOHNSON



CAITY MATTER

INDIVIDUAL SINGLE GAME RECORDS

3-PT. FG PERCENTAGE (MIN. 4 MADE)

Player	Percent	Made/Att.	Opponent	Date	OSU	Opp.
1. Cheryl Perozek	1.000	4/4	at Indiana	1-11-91	72	63
Averrill Roberts	1.000	6/6	at Northwestern	3-11-93	76	66
Ashley Allen	1.000	4/4	vs. UNC Wilmington	11-25-03	70	42
Michelle Munoz	1.000	4/4	vs. Ohio	12-01-04	107	37
Ashlee Trebilcock	1.000	4/4	vs. Wisconsin	2-15-07	83	57
Marscilla Packer	1.000	4/4	vs. Alabama A&M	12-16-06	98	55
Sarah Schulze	1.000	4/4	at Northwestern	12-31-09	86	60
Samantha Prahalis	1.000	5/5	vs. Michigan	1-27-11	66	69
9. Brittany Johnson	.875	7/8	vs. Oklahoma State	11-22-09	93	72
Taylor Hill	.875	7/8	vs. Indiana	2-16-12	75	54
11. Brittany Johnson	.833	5/6	vs. Purdue	2-10-11	90	67
Samantha Prahalis	.833	5/6	at Penn State	2-7-10	86	73
Marscilla Packer	.833	5/6	at Purdue	1-1-06	59	61
Katie Smith	.833	5/6	vs. Providence	12-3-95	99	77
Jamie Lewis	.833	5/6	vs. Boston	12-14-99	79	49
Ashley Allen	.833	5/6	vs. Bowling Green	11-12-04	89	41
17. Marscilla Packer	.800	8/10	at Minnesota	2-16-06	76	55
12 others with800	4/5				

% Big Ten Tournament; #NCAA Tournament

FREE THROWS MADE (MINIMUM 10 ATT.)

Player	Made	Att.	Opponent	Date	OSU	Opp.
1. Nikita Lowry	15	18	vs. Wisconsin	2-13-87	97	62
Katie Smith	15	18	vs. Virginia	1-2-93	91	84
Katie Smith	15	16	vs. Idaho St.*	12-11-94	119	63
4. Katie Smith	14	19	vs. Iowa	3-7-93	72	60
Mandy Stanhope	14	15	vs. St. Bonaventure	11-16-97	71	60
Jessica Davenport	14	17	vs. Indiana	1-25-07	72	62
7. Jantel Lavender	13	16	vs. Wisconsin ^A	3-6-10	82	73
Jessica Davenport	13	13	vs. Penn State	2-27-05	69	58
Amy Tucker	13	14	vs. South Carolina	1-8-81	69	62
Averrill Roberts	13	14	vs. Michigan State	2-2-92	66	60
Nikita Lowry	13	15	vs. Michigan State	2-12-88	82	59
Katie Smith	13	13	at Penn State	2-25-94	74	96
Katie Smith	13	13	vs. Purdue	12-31-95	77	70
14. Samantha Prahalis	12	12	at Minnesota	2-14-10	64	59
Jessica Davenport	12	16	vs. Purdue	1-2-05	63	50
Jessica Davenport	12	14	vs. Illinois	1-21-07	62	52
Jantel Lavender	12	14	at Penn State	2-28-08	87	84
Taylor Hill	12	12	vs. LSU	11-27-11	77	68

*Kona Classic; ^ABig Ten Tournament

FREE THROW ATTEMPTS (MINIMUM 15 ATT.)


Player	Att.	Made	Opponent	Date	OSU	Opp.
1. Katie Smith	19	14	vs. Iowa	3-7-93	72	60
2. Nikita Lowry	18	15	vs. Wisconsin	2-13-87	97	62
3. Katie Smith	18	15	vs. Virginia	1-2-93	91	84
4. Audrey Burcy	17	12	vs. UCLA	12-22-92	91	80
Katie Smith	17	11	vs. Penn State	12-28-94	78	63
Jessica Davenport	17	14	vs. Indiana	1-25-07	72	62
7. Jessica Davenport	16	10	vs. Indiana	2-1-04	71	65
Katie Smith	16	15	vs. Idaho State*	12-11-94	119	63
Jantel Lavender	16	13	vs. Wisconsin	3-6-10	82	73
10. Mandy Stanhope	15	14	vs. St. Bonaventure	11-16-97	71	60
Nikita Lowry	15	13	vs. Michigan State	2-12-88	82	59
Jodi Roth	15	12	at Minnesota	3-2-86	77	70

*Kona Classic

FREE THROW PERCENTAGE (MINIMUM 10 ATT.)

Player	Percent	Made/Att.	Opponent	Date	OSU	Opp.
1. Jessica Davenport	1.000	13/13	vs. Penn State	2-27-05	69	58
Katie Smith	1.000	13/13	vs. Purdue	12-31-95	77	70
Katie Smith	1.000	13/13	at Penn State	2-25-94	74	96
Toni Roesch	1.000	12/12	vs. UNLV	12-28-85	87	74
Nicole Sanchez	1.000	12/12	at Wisconsin	3-8-89	77	61
Nicole Sanchez	1.000	12/12	vs. Michigan	1-12-90	84	67
Samantha Prahalis	1.000	12/12	at Minnesota	2-14-10	64	59
Taylor Hill	1.000	12/12	vs. LSU	11-27-11	77	68
Katie Smith	1.000	11/11	vs. Kentucky	12-4-95	75	59
Katie Smith	1.000	11/11	vs. Michigan	1-21-96	83	75
Samantha Prahalis	1.000	11/11	vs. Wisconsin ^A	3-6-10	82	73
Katie Smith	1.000	10/10	at Minnesota	2-12-95	93	73
Martha Baker	1.000	10/10	at Indiana	3-12-76	74	57
Lisa Cline	1.000	10/10	vs. BGSU	12-12-88	81	60
Katie Smith	1.000	10/10	at Purdue	1-15-93	84	78
Katie Smith	1.000	10/10	at Wisconsin	2-26-93	70	66
Katie Smith	1.000	10/10	vs. W. Kentucky#	3-25-93	86	76
Lisa Negri	1.000	10/10	vs. BGSU	12-4-93	76	65
Jamie Lewis	1.000	10/10	vs. Penn State	12-28-98	72	54
Jantel Lavender	1.000	10/10	at Michigan State	1-9-10	65	62

#NCAA Tournament; ^ABig Ten Tournament



NIKITA LOWRY

INDIVIDUAL SINGLE GAME RECORDS

REBOUNDS

Player	Rebs.	Opponent	Date	OSU	Opp.
1. Mary Sivak	25	vs. Youngstown State*	3-3-79	62	56
2. Martha Baker	24	vs. Kentucky	2-16-76	70	50
3. Martha Baker	22	vs. Indiana	2-14-76	55	47
Jantel Lavender	22	vs. Indiana	1-5-11	83	65

*OASW

ASSISTS

Player	Assists	Opponent	Date	OSU	Opp.
1. Jamie Lewis	17	vs. James Madison#	3-25-01	74	65
2. Samantha Prahalis	15	vs. Oklahoma	12-5-11	95	84
3. Samantha Prahalis	14	vs. Northwestern	2-25-10	78	47
Samantha Prahalis	14	vs. California	11-29-09	83	71
Yvette Angel	14	at Pittsburgh	12-10-83	83	75
Yvette Angel	14	at Syracuse	12-8-84	76	53
Toni Roesch	14	vs. Central Michigan	12-21-85	95	75
8. Julie Plank	13	at Illinois	3-4-83	78	71
Jamie Lewis	13	vs. Akron	12-19-00	100	35
Jamie Lewis	13	vs. Long Beach State	12-3-00	102	55
Samantha Prahalis	13	vs. North Carolina	12-3-08	63	72
Samantha Prahalis	13	vs. St. Francis, Pa.^	3-21-10	93	59
13. Samantha Prahalis	12	vs. Purdue	2-10-11	90	67
Alysiah Bond	12	vs. Idaho State*	12-11-95	119	63
Samantha Prahalis	12	at Penn State	2-7-10	86	73
Samantha Prahalis	12	vs. West Virginia	11-19-09	92	69
17. Brandie Hoskins	11	at Minnesota	2-26-04	76	62
Kim Wilburn	11	at Purdue	2-02-03	62	67
Jamie Lewis	11	at California	12-20-97	85	72
Jamie Lewis	11	at Cleveland State	11-18-00	87	76
Jamie Lewis	11	vs. UCLA	12-21-00	79	57
Jamie Lewis	11	vs. Michigan State	2-28-00	72	74
Samantha Prahalis	11	vs. Stony Brook	11-25-11	84	37
Samantha Prahalis	11	vs. Florida State	11-30-11	78	75 (OT)
Samantha Prahalis	11	at Wisconsin	12-30-11	77	61

#WNIT; *Kona Classic; ^NCAA Tournament

BLOCKS

Player	Blks	Opponent	Date	OSU	Opp.
1. Jessica Davenport	12	at Michigan State	2-20-05	64	66
June Brewer	12	vs. Michigan State%	2-7-76	73	60
3. Jessica Davenport	11	at Minnesota	2-8-07	70	67
4. Jessica Davenport	8	at Dayton	12-04-04	75	42
Jessica Davenport	8	at Minnesota	2-16-06	76	55
Mary Sivak	8	vs. Dayton	2-28-81	75	78
Mary Sivak	8	vs. Tennessee Tech	2-7-81	59	60
8. Ashley Adams	7	at Purdue	2-20-11	76	74
Mary Sivak	7	at Kent State	2-19-81	69	64
Mary Sivak	7	at Western Michigan	12-7-79	73	68
Ashley Adams	7	at Minnesota	1-29-12	65	76
Ashley Adams	7	vs. Florida*	3-18-12	65	70

STEALS

Player	Steals	Opponent	Date	OSU	Opp.
1. Lisa Cline	11	at UCLA	12-30-88	63	46
2. Yvette Angel	10	vs. Illinois State	11-21-84	87	51
Tomeka Brown	10	at Northwestern	2-17-02	87	69
Audrey Burcy	10	vs. Georgia	12-19-92	89	72
5. D'wan Shackelford	9	at Minnesota	2-7-02	64	79
Tracey Hall	9	vs. Minnesota	2-28-88	88	48
Shelly Nichols	9	vs. Kentucky	12-4-96	84	66
8. Shavelle Little	8	at Illinois	12-28-09	76	47
Kim Wilburn	8	at Iowa	2-13-05	67	60
Kim Wilburn	8	vs. Canisius	12-22-05	90	58
Yvette Angel	8	at Minnesota	2-1-85	64	58
Toni Roesch	8	vs. Northwestern	2-17-84	84	71

Frani Washington	8	at Michigan State%	2-9-79	69	75
14. Shavelle Little	7	vs. Howard	12-17-06	97	52
Maria Moeller	7	vs. Boston College	11-21-06	80	72
Kim Wilburn	7	vs. Dayton	11-30-05	73	31
Kim Wilburn	7	at Wisconsin	1-27-05	86	67
Kim Wilburn	7	at Purdue	2-8-04	54	57
Kim Wilburn	7	vs. Iowa	1-26-03	74	59
Kim Wilburn	7	at Indiana	1-12-03	50	54
Nikita Lowry	7	vs. Michigan State	2-12-88	82	59
Nikita Lowry	7	at Illinois	3-4-88	78	62
Alysiah Bond	7	at Georgia	11-30-91	82	79
Averill Roberts	7	at Michigan State	2-28-92	88	71
Shavelle Little	7	at Purdue	2-7-08	67	68

%Big Ten Tournament



TRACY HALL

TEAM SINGLE SEASON RECORDS

GAMES PLAYED

36.....	2009-10
35.....	2008-09
35.....	2004-05
34.....	2010-11
34.....	1996-97
34.....	1979-80
33.....	2000-01

POINTS

2807.....	2009-10
2770.....	1995-96
2662.....	1992-93
2542.....	2004-05
2518.....	2010-11
2415.....	2008-09
2407.....	1987-88

SCORING AVERAGE

83.2.....	1992-93
82.5.....	1976-77
81.5.....	1995-96
80.2.....	1987-88
78.9.....	1985-86
78.0.....	2009-10

FIELD GOALS MADE

1021.....	1995-96
1008.....	1984-85
998.....	2009-10
990.....	1979-80
984.....	1977-78
966.....	2004-05

FIELD GOALS ATTEMPTED

2223.....	1979-80
2203.....	1995-96
2179.....	2009-10
2169.....	1977-78
2108.....	1978-79
2075.....	1976-77

FIELD GOAL PERCENTAGE

.530.....	1986-87
.529.....	1985-86
.521.....	1987-88
.516.....	1984-85
.510.....	2003-04
.508.....	2004-05

3-POINT FIELD GOALS MADE

238.....	2009-10
191.....	2004-05
173.....	2011-12
172.....	2002-03
168.....	2010-11
165.....	2000-01

3-POINT FIELD GOAL ATTEMPTS

592.....	2009-10
525.....	2010-11
490.....	2004-05
484.....	2000-01
482.....	2011-12
474.....	2008-09
463.....	1994-95

3-POINT FIELD GOAL PCT.

.402.....	2009-10
.390.....	2004-05
.388.....	2002-03
.387.....	2005-06
.379.....	1988-89
.379.....	2007-08

FREE THROWS MADE

608.....	1992-93
574.....	1995-96
573.....	2009-10
538.....	2000-01
522.....	2010-11
503.....	1989-90
493.....	2008-09

FREE THROWS ATTEMPTED

838.....	1992-93
805.....	1995-96
798.....	2000-01
753.....	2009-10
735.....	1989-90
715.....	1986-87

FREE THROW PERCENTAGE

.761.....	2009-10
.758.....	2004-05
.752.....	2010-11
.742.....	2011-12
.738.....	1988-89
.734.....	2008-09
.726.....	1992-93

REBOUNDS

1566.....	1977-78
1506.....	1979-80
1470.....	2009-10
1387.....	1995-96
1363.....	2008-09
1350.....	1978-79

REBOUND AVERAGE

50.5.....	1977-78
45.9.....	1976-77
45.0.....	1978-79
44.2.....	1979-80
43.9.....	1981-82

PERSONAL FOULS

702.....	1995-96
683.....	1979-80
663.....	1980-81
658.....	1990-91
624.....	1976-77

ASSISTS

638.....	2004-05
619.....	2009-10
602.....	2005-06
600.....	1984-85
563.....	2010-11
559.....	2006-07
542.....	1995-96

TURNOVERS

682.....	1978-79
680.....	1991-92
680.....	1990-91
676.....	1980-81
660.....	1986-87

BLOCKS

182.....	2011-12
175.....	2010-11
165.....	2004-05
146.....	2005-06
145.....	2009-10
145.....	2003-04
136.....	2008-09

STEALS

403.....	1992-93
357.....	1984-85
352.....	2000-01
343.....	1987-88
331.....	1976-77

WINS

31.....	2009-10
30.....	2004-05
29.....	2008-09
29.....	2005-06
28.....	2006-07
28.....	1992-93
28.....	1984-85

CONSECUTIVE WINS

20 (32 games).....	2005-06
20 (31 games).....	1984-85
17 (32 games).....	2006-07
17 (32 games).....	1975-76
15 (31 games).....	1986-87
15 (32 games).....	2011-12
14 (35 games).....	2004-05
14 (16 games).....	1972-73
14 (32 games).....	1992-93

MOST CONSECUTIVE HOME WINS IN A SEASON

25.....	1986-87
19.....	2004-05
19.....	2011-12
18.....	2009-10
15.....	1987-88
15.....	2006-07

WINNING PERCENTAGE

.906.....	2005-06
.903.....	1984-85
.875.....	1992-93
.875.....	2006-07
.861.....	2009-10
.857.....	2004-05

FEWEST LOSSES

3.....	1984-85
3.....	2005-06
4.....	2006-07
4.....	1992-93
5.....	1987-88
5.....	1986-87
5.....	1982-83
5.....	2004-05
5.....	2009-10

CONSECUTIVE LOSSES

7 (34 games).....	1979-80
6 (30 games).....	1978-79
6 (28 games).....	1990-91
6 (28 games).....	1993-94
6 (28 games).....	1996-97

MOST LOSSES

18.....	1979-80
17.....	1990-91
17.....	1996-97
15.....	1980-81
15.....	1999-00

TEAM SINGLE GAME RECORDS

POINTS

OSU Most	119	vs. Idaho State (Kona Classic)	12-11-94	OSU 119-ISU 63
OSU Fewest	29	vs. Lynchburg	1969	OSU 29-LU 31
OPP Most	118	at Penn State	12-8-90	OSU 64-PSU 118
OPP Fewest	26	vs. Colgate	11-24-07	OSU 88-CU 26

FIELD GOALS MADE

OSU Most	49	at Minnesota	1-12-96	OSU 117-UM 64
OSU Fewest	11	at Rutgers	12-1-99	OSU 35-RU 46
OPP Most	45	vs. Long Beach State (NCAA)	3-21-87	OSU 82-LBSU 102
OPP Fewest	10	vs. Northwestern	2-13-00	OSU 61-NU 35

FIELD GOAL ATTEMPTS

OSU Most	91	vs. Belhaven (MUW)	12-14-78	OSU 69-BU 55
OSU Fewest	35	at Seton Hall	12-8-01	OSU 53-SH71
OPP Most	95	at Western Michigan	12-7-79	OSU 73-WMU 68
OPP Fewest	33	vs. High Point	11-23-99	OSU 70-HU 40

FIELD GOAL PERCENTAGE

OSU Highest	.720	(36 of 50) vs. Wright State	12-18-03	OSU 88-WSU 45
OSU Lowest	.242	(15 of 62) at Purdue	1-3-91	OSU 45-PU 105
OPP Highest	.680	(34 of 50) vs. Kentucky	11-19-98	OSU 84-UK 92 OT
OPP Lowest	.200	(15 of 75) at West. Michigan	12-4-81	OSU 75-WMU 41

3-POINT FIELD GOALS

OSU Most Made	17	(17-26) at Penn State	2-7-10	OSU 86-PSU 73
OSU Most Att.	31	(5-31) at Northwestern	2-10-95	OSU 52-NU 65
	31	(12-31) vs. Wisconsin	1-28-94	OSU 90, UW 99

FREE THROWS MADE

OSU Most	38	vs. Kansas State	12-19-93	OSU 105-UM 70
	38	vs. Idaho State (Kona Classic)	12-11-94	OSU 119-ISU 63
OSU Fewest	0	at Illinois State	2-25-78	OSU 68-ISU 78
OPP Most	35	at Illinois	2-13-98	OSU 64-UI 80
OPP Fewest	0	vs. Wisconsin	2-6-12	OSU 72-UW 58

FREE THROW ATTEMPTS

OSU Most	53	vs. Idaho State (Kona Classic)	12-11-94	OSU 119-ISU 63
OSU Fewest	2	vs. Tennessee	1-31-80	OSU 56-UT 72
OPP Most	49	at Illinois	2-13-98	OSU 64-UI 80
OPP Fewest	1	vs. Wisconsin	2-6-12	OSU 72-UW 58

FREE THROW PERCENTAGE

OSU Highest	1.000	(10 of 10) at Syracuse	12-11-10	OSU 66-SYR 75
	1.000	(10 of 10) vs. Penn State	1-25-94	OSU 66-PSU 74
	1.000	(7 of 7) vs. Iowa	1-13-05	OSU 80-Iowa 57
OSU Lowest	.000	(0 of 2) at Illinois State	2-25-78	OSU 68-ISU78
OPP Highest	1.000	(11 of 11) vs. Eastern Michigan	12-10-01	OSU 58-EMU 70
	1.000	(11 of 11) vs. Michigan State	2-6-82	OSU 59-MSU 65
	1.000	(10 of 10) vs. Ohio	11-21-03	OSU 83-OU 50
	1.000	(10 of 10) vs. Illinois	1-21-07	OSU 62-ILL 52
OPP Lowest	.000	(0 of 1) vs. Wisconsin	2-6-12	OSU 72-UW 58
	.167	(1 of 6) vs. Pittsburgh	12-2-98	OSU 75-UP 40

REBOUNDS

OSU Most	78	vs. Western Michigan	12-9-78	OSU 71-WMU 58
OSU Fewest	19	vs. Minnesota	3-5-04	OSU 58-UM 50
OPP Most	64	at Kentucky	1-27-80	OSU 59-UK 90
OPP Fewest	17	vs. Iowa	2-12-06	OSU 88-Iowa 77

FOULS

OSU Most	33	at Texas (NCAA Second Rd.)	3-18-90	OSU 66-UT 95
OSU Fewest	4	vs. Northwestern	2-19-04	OSU 57-NU 46
OPP Most	35	vs. Idaho State (Kona Classic)	12-11-94	OSU 119-ISU 63
OPP Fewest	6	at Queens	1-13-79	OSU 84-QC 70
	6	at Michigan	2-23-97	OSU 65-UM 74

STEALS

OSU Most	23	at Georgia	11-30-91	OSU 82-UGA 79
OPP Most	30	at Southern Connecticut	1-7-77	OSU 42-SCSU 54

ASSISTS

OSU Most	34	vs. Purdue	1-27-85	OSU 96-PUR 70
----------	----	------------	---------	---------------



TEAM PERFORMANCES

BUCKEYE WINNING MARGINS

+70	at Ohio	12-1-04	OSU 107- OU 35
+70	vs. Akron	2-22-77	OSU 105-UA 35
+65	vs. Akron	12-19-00	OSU 100-UA 35
+64	vs. Central State	- - 70	OSU 86-CS 34
+63	vs. Toledo	3-3-78	OSU 100-UT 37
+62	vs. Arkansas Pine Bluff	12-16-00	OSU 94-UAPB 32
+62	vs. Colgate	11-24-07	OSU 88-CU 26
+61	vs. Western Illinois	12-22-09	OSU 99-WIU 38
+59	vs. Cedarville	2-3-76	OSU 94-CC 35
+59	vs. Ohio Wesleyan	2-27-75	OSU 91-OW 32
+59	vs. Nichols	11-27-06	OSU 94-NU 35
+57	vs. Bowling Green State	1-15-77	OSU 94-BG 37
+56	vs. Slovakia	11-11-98	OSU 90-RB 34
+56	vs. Idaho State	12-11-94	OSU 119-ISU 63
+56	vs. Loyola-Chicago	12-5-87	OSU 101-LC 45
+55	vs. IUPUI	11-28-09	OSU 88-IUPUI 33
+53	at Minnesota	1-12-96	OSU 117-UM 64
+53	vs. Southern Connecticut	1-5-80	OSU 102-SC 49
+51	vs. Marshall	12-3-77	OSU 102-MU 51
+48	vs. Bethune-Cookman	1-2-11	OSU 86-BC 38
+48	vs. Bowling Green	11-12-04	OSU 89, BGSU 41
+48	vs. IUPUI	12-1-03	OSU 96-IUPUI 48
+47	vs. E. Kentucky	11-21-06	OSU 85-EKU 38
+47	vs. St. Joseph's	11-14-04	OSU 76-SJU 29
+47	vs. Long Beach State	12-3-00	OSU 102-LBSU 55
+47	vs. Purdue	1-14-83	OSU 89-PU 42
+47	vs. Michigan	1-3-78	OSU 94-UM 47
+47	vs. Tennessee State	11-14-07	OSU 88-TSU 41
+47	vs. Stony Brook	11-25-11	OSU 84-SBU 37
+46	at Bowling Green	12-12-00	OSU 95-BG 49
+45	vs. Howard	12-17-07	OSU 97, HOW 52
+45	vs. Illinois	3-12-94	OSU 93, UI 48
+44	vs. Sacred Heart	12-20-05	OSU 84-SHU 40
+43	vs. Alabama A&M	12-16-07	OSU 98, AAM 55
+43	vs. Wright State	12-18-03	OSU 88-WSU 45
+43	vs. Wayne State	11-26-02	OSU 100-WS57
+43	vs. Marshall	12-20-88	OSU 97-MU 54
+43	vs. Canisius	12-10-11	OSU 84-CAN 41
+42	vs. Dayton	11-20-05	OSU 73-DU 31
+42	at Northwestern	1-11-04	OSU 77-NU 35
+42	vs. Akron	12-17-90	OSU 92-UA 50
+42	vs. Central State	3-4-76	OSU 76-CS 34
+41	vs. Holy Cross	3-20-05	OSU 86, HCU 45
+41	vs. Pennsylvania	12-21-03	OSU 95-PENN 54
+41	vs. Indiana	2-12-93	OSU 99-IU 58
+41	vs. Southern	11-19-07	OSU 79-SU 38
+40	vs. Montana	11-26-06	OSU 83-MON 43
+40	vs. Ohio	1-31-77	OSU 92-OU 52
+40	vs. Dayton	2-3-73	OSU 83-UD 42
+39	vs. W. Illinois	11-27-05	OSU 75-WIU 36
+39	vs. Michigan State	2-18-99	OSU 85-MSU 46
+39	vs. Tennessee-Martin	12-20-99	OSU 75-UTM 36
+39	vs. Saint Peter's	12-12-99	OSU 75-SP 36
+39	vs. Boston College	12-13-92	OSU 104-BC 65
+38	vs. Seton Hall	11-29-00	OSU 76-SH 38
+38	vs. Michigan	2-12-89	OSU 89-UM 51
+37	vs. Wright State	12-15-09	OSU 84-WSU 47
+37	vs. Yale	11-27-04	OSU 80-Yale 43
+37	vs. Northwestern	2-9-96	OSU 105-NU 68

+37	vs. Michigan State	2-19-93	OSU 88-MSU 51
+37	vs. Michigan State	1-23-94	OSU 87-MSU 50
+36	at Army	11-12-06	OSU 77- ARMY 41
+36	vs. Penn State	1-28-08	OSU 89-PSU 53
+35	vs. Longwood	11-30-06	OSU 68- LW 33
+35	vs. Rhode Island	11-22-00	OSU 95-URI 60
+35	vs. Pittsburgh	12-2-98	OSU 75-PU 40
+35	vs. Pittsburgh	11-15-95	OSU 85-UP 50
+35	vs. Kansas State	12-19-93	OSU 105-KSU 70
+35	vs. Purdue	3-4-84	OSU 93-PU 58

BUCKEYE LOSING MARGINS

-60	vs. Purdue	1-3-91	OSU 45-PU 105
-54	vs. Penn State	12-8-90	OSU 64-PSU 118
-43	vs. Iowa	2-23-90	OSU 51-UI 94
-37	vs. Purdue	1-13-02	OSU 43-PU 80
-36	vs. Dayton	2-2-80	OSU 53-UD 89
-36	vs. Missouri	12-14-79	OSU 59-UM 95
-35	vs. Wisconsin	1-16-00	OSU 45-UW 80
-35	vs. Tennessee	11-21-93	OSU 45-UT 80
-34	vs. Kentucky	11-28-90	OSU 73-UK107
-34	vs. Texas	12-28-86	OSU 63-UT 97
-33	vs. Penn State	2-3-02	OSU 62-PSU 95
-33	vs. Tennessee	12-12-77	OSU 56-UT 89
-32	vs. Georgia	12-19-99	OSU 59-UGA 91
-32	vs. Tennessee	3-18-96	OSU 65-UT 97
-31	vs. Connecticut	12-19-10	OSU 50-UCONN 81
-31	vs. Georgia	12-15-90	OSU 60-UG 91
-30	vs. Purdue	2-14-99	OSU 58-PU 88
-30	vs. Texas	3-18-90	OSU 52-UT 82
-30	vs. Texas	1-5-79	OSU 59-UT 89

TOP BUCKEYE SCORING PERFORMANCES

119	vs. Idaho State	12-11-94	OSU 119-ISU 63
117	at Minnesota	1-12-96	OSU 117-UM 64
116	vs. Syracuse	3-20-88	OSU 116-SU 75
107	at Ohio	12-1-04	OSU 107, OU 37
106	vs. Minnesota	1-27-89	OSU 106-UM 82
106	vs. Minnesota	2-5-84	OSU 106-UM 79
105	vs. Northwestern	2-9-96	OSU 105-NU 68
105	vs. Kansas State	12-19-93	OSU 105-KSU 70
105	vs. Akron	2-2-77	OSU 105-UA 35
104	vs. Boston College	12-13-92	OSU 104-BC 65
103	vs. Minnesota	2-24-89	OSU 103-UM 71
102	vs. Long Beach State	12-3-00	OSU 102-LBSU 55
102	vs. S. Connecticut	1-5-80	OSU 102-SC 49
102	vs. Marshall	12-3-77	OSU 102-MU 51
101	vs. Kentucky	1-7-92	OSU 101-UK 94 OT
101	vs. Loyola-Chicago	12-5-87	OSU 101-LC 45
101	vs. South Florida	12-18-82	OSU 101-SF 74
100	vs. Wayne State	11-26-02	OSU 100-WS 57
100	vs. Toledo	3-3-80	OSU 100-UT 37
100	vs. Akron	12-19-00	OSU 100-UA 35

YEARLY LEADERS

SCORING AVERAGE

Season	Name	Games	Points	Avg.
2011-12	Taylor Hill	32	653	20.4
2010-11	Jantel Lavender	34	774	22.8
2009-10	Jantel Lavender	36	769	21.4
2008-09	Jantel Lavender	35	728	20.8
2007-08	Jantel Lavender	31	547	17.6
2006-07	Jessica Davenport	32	639	20.0
2005-06	Jessica Davenport	32	598	18.7
2004-05	Jessica Davenport	35	677	19.3
2003-04	Caity Matter	31	458	14.8
2002-03	Caity Matter	32	492	15.4
2001-02	Courtney Coleman	28	458	16.4
2000-01	Courtney Coleman	33	487	14.8
1999-00	LaToya Turner	28	304	11.3
1998-99	Marrita Porter	29	423	14.6
1997-98	Marrita Porter	26	478	18.4
1996-97	Larecha Jones	28	368	13.1
1995-96	Katie Smith	34	745	21.9
1994-95	Katie Smith	30	639	21.3
1993-94	Katie Smith	28	616	22.0
1992-93	Katie Smith	32	578	18.1
1991-92	Averrill Roberts	28	546	19.5
1990-91	Averrill Roberts	28	416	14.9
1989-90	Vicki Pullie	29	386	13.3
1988-89	Lisa Cline	30	592	19.7
1987-88	Nikita Lowry	28	622	22.2
1986-87	Tracey Hall	31	506	16.3
1985-86	Tracey Hall	30	498	16.6
1984-85	Yvette Angel	31	437	14.1
1983-84	Carla Chapman	28	428	15.3
1982-83	Yvette Angel	28	428	15.3
1981-82	Mary Sivak	27	364	13.5
1980-81	Amy Tucker	32	548	17.1
1979-80	Amy Tucker	34	480	14.1
1978-79	Frani Washington	30	711	23.7
1977-78	Kim Jordan	31	494	15.9
1976-77	June Brewer	23	276	12.0
1975-76	Martha Baker	20	292	14.6

MOST POINTS SCORED

By A Senior	Jantel Lavender	774	2010-11
By A Junior	Jantel Lavender	769	2009-10
By A Sophomore	Jantel Lavender	728	2008-09
By A Freshman	Katie Smith	578	1992-93

FIELD GOALS MADE

Season	Name	FGM	FGA	.Pct
2011-12	Samantha Prahalis	216	495	.436
2010-11	Jantel Lavender	316	577	.548
2009-10	Jantel Lavender	304	591	.514
2008-09	Jantel Lavender	290	536	.541
2007-08	Jantel Lavender	232	452	.513
2006-07	Jessica Davenport	222	372	.597
2005-06	Jessica Davenport	241	390	.618
2004-05	Jessica Davenport	262	446	.587
2003-04	Caity Matter	157	356	.441
2002-03	Courtney Coleman	184	278	.662
2001-02	Courtney Coleman	180	296	.608
2000-01	Courtney Coleman	182	314	.580
1999-00	LaToya Turner	117	240	.488
1998-99	Marrita Porter	162	275	.589
1997-98	Larecha Jones	183	403	.454
1996-97	Larecha Jones	154	280	.550
1995-96	Katie Smith	230	527	.436
1994-95	Peggy Evans	201	353	.569
1993-94	Katie Smith	211	428	.493
1992-93	Katie Smith	189	375	.504
1991-92	Averrill Roberts	192	416	.462
1990-91	Averrill Roberts	153	374	.409
1989-90	Vicki Pullie	151	326	.463
1988-89	Lisa Cline	246	448	.549
1987-88	Nikita Lowry	251	419	.599
1986-87	Tracey Hall	220	355	.620
1985-86	Tracey Hall	203	329	.617
1984-85	Yvette Angel	189	368	.514
1983-84	Carla Chapman	181	359	.504
1982-83	Yvette Angel	184	342	.538
1981-82	Mary Sivak	155	310	.500
	Amy Tucker	155	313	.495
1980-81	Mary Sivak	230	415	.542
1979-80	Amy Tucker	206	426	.483

1978-79	Frani Washington	309	573	.539
1977-78	Kim Jordan	229	512	.447
1976-77	Martha Baker	129	298	.430
1975-76	Martha Baker	126	280	.450

MOST FIELD GOALS MADE

By A Senior	Jantel Lavender	316	2010-11
By A Junior	Jantel Lavender	304	2009-10
By A Sophomore	Frani Washington	309	1978-79
By A Freshman	Jantel Lavender	232	2007-08

FIELD GOAL PERCENTAGE

Season	Name	Pct.	FGM/FGA
2011-12	Darryce Moore	.583	67/115
2010-11	Ashley Adams	.615	67/109
2009-10	Jantel Lavender	.514	304/591
2008-09	Jantel Lavender	.541	290/536
2007-08	Tamrah Riley	.583	77/132
2006-07	Star Allen	.625	140/224
2005-06	Jessica Davenport	.618	241/390
2004-05	Brandie Hoskins	.596	186/312
2003-04	Jessica Davenport	.625	150/240
2002-03	Courtney Coleman	.662	184/278
2001-02	Courtney Coleman	.608	180/296
2000-01	Courtney Coleman	.580	182/314
1999-00	Michaela Moua	.573	86/150
1998-99	Marrita Porter	.589	162/275
1997-98	Marrita Porter	.560	178/318
1996-97	Marrita Porter	.667	72/108
1995-96	Marrita Porter	.585	144/246
1994-95	Peggy Evans	.569	201/353
1993-94	Lavona Turner	.507	111/219
1992-93	Nikki Keyton	.559	171/306
1991-92	Nikki Keyton	.492	130/264
1990-91	Stacie Bruce	.532	99/186
1989-90	Mindy Smith	.562	141/251
1988-89	Lisa Cline	.549	246/448
1987-88	Nikita Lowry	.599	251/419
1986-87	Tracey Hall	.620	220/355
1985-86	Tracey Hall	.617	203/329
1984-85	Tracey Hall	.601	178/296
1983-84	Francine Lewis	.593	159/268
1982-83	Theresa Busch	.546	101/185
1981-82	Carla Chapman	.547	105/192
1980-81	Mary Sivak	.542	230/415
1979-80	Amy Tucker	.483	206/426
1978-79	Frani Washington	.539	309/572
1977-78	Frani Washington	.523	161/308
1976-77	June Brewer	.550	153/278
1975-76	Dana Schlatter	.600	18/30

BEST FIELD GOAL PERCENTAGE

By A Senior	Courtney Coleman	.662	2002-03
By A Junior	Tracey Hall	.620	1986-87
By A Sophomore	Marrita Porter	.667	1996-97
By A Freshman	Jessica Davenport	.625	2003-04

3-POINTERS MADE

Season	Name	3PM	3PA	Pct.
2011-12	Taylor Hill	82	196	.418
2010-11	Brittany Johnson	85	189	.450
2009-10	Brittany Johnson	77	160	.481
2008-09	Brittany Johnson	44	122	.361
2007-08	Marscilla Packer	80	197	.406
2006-07	Marscilla Packer	57	151	.377
2005-06	Marscilla Packer	79	171	.462
2004-05	Caity Matter	73	164	.445
2003-04	Caity Matter	73	209	.349
2002-03	Caity Matter	106	235	.451
2001-02	DiDi Reynolds	51	151	.338
2000-01	Jamie Lewis	78	220	.355
1999-00	Lauren Shenk	51	154	.331
1998-99	Lauren Shenk	43	135	.319
1997-98	Jamie Lewis	43	126	.341
1996-97	Marcie Alberts	86	244	.352
1995-96	Katie Smith	80	210	.381
1994-95	Katie Smith	57	155	.368
1993-94	Katie Smith	45	119	.378
1992-93	Averrill Roberts	39	113	.345
1991-92	Averrill Roberts	37	107	.346
1990-91	Cheryl Perozek	48	117	.410
1989-90	Cheryl Perozek	19	47	.404

1988-89	Nikita Lowry	10	23	.435
	Lisa Cline	10	23	.435
1987-88	Lisa Cline	9	25	.360
1986-87	Nikita Lowry	1	2	.500

MOST 3-POINTERS MADE

By A Senior	Marcie Alberts	86	1996-97
By A Junior	Taylor Hill	82	2011-12
By A Sophomore	Caity Matter	106	2002-03
By A Freshman	Jamie Lewis	43	1997-98
	Lauren Shenk	43	1998-99

3-PT. FG PERCENTAGE

Season	Name	Pct.	3PM/3PA
2011-12	Taylor Hill	.418	82/196
2010-11	Brittany Johnson	.450	85/189
2009-10	Brittany Johnson	.481	77/160
2008-09	Ashlee Trebilcock	.440	40/91
2007-08	Maria Moeller	.526	20/38
2006-07	Ashlee Trebilcock	.538	21/39
2005-06	Marscilla Packer	.462	79/171
2004-05	Caity Matter	.445	73/164
2003-04	Caity Matter	.349	73/209
2002-03	Caity Matter	.451	106/235
2001-02	DiDi Reynolds	.338	51/151
2000-01	Caity Matter	.367	18/49
1999-00	DiDi Reynolds	.389	14/36
1998-99	Lauren Shenk	.319	43/135
1997-98	Jamie Lewis	.341	43/126
1996-97	Marcie Alberts	.352	86/244
1995-96	Marcie Alberts	.386	54/140
1994-95	Marcie Alberts	.438	46/105
1993-94	Marcie Alberts	.436	17/39
1992-93	Katie Smith	.450	36/80
1991-92	Erin Ingwersen	.357	15/42
1990-91	Cheryl Perozek	.410	48/117
1989-90	Averrill Roberts	.533	8/15
1988-89	Nikita Lowry	.435	10/23
	Lisa Cline	.435	10/23
1987-88	Liana Coutts	.385	5/13
1986-87	Nikita Lowry	.500	1/2

BEST 3-PT. FG PERCENTAGE (MIN. 25 MADE)

By A Senior	Brittany Johnson	.450	2010-11
By A Junior	Jantel Lavender	.481	2009-10
By A Sophomore	Marscilla Packer	.462	2005-06
By A Freshman	Katie Smith	.450	1992-93

FREE THROWS MADE

Season	Name	Made	Att.	.Pct
2011-12	Taylor Hill	141	183	.770
2010-11	Taylor Hill	156	201	.776
2009-10	Jantel Lavender	159	205	.776
2008-09	Jantel Lavender	148	196	.755
2007-08	Jantel Lavender	82	124	.661
2006-07	Jessica Davenport	194	245	.792
2005-06	Jessica Davenport	109	147	.741
2004-05	Jessica Davenport	152	197	.772
2003-04	Jessica Davenport	89	136	.654
2002-03	Courtney Coleman	82	137	.599
2001-02	Courtney Coleman	98	183	.536
2000-01	Courtney Coleman	123	209	.589
1999-00	LaToya Turner	70	108	.648
1998-99	Marrita Porter	98	130	.754
1997-98	Marrita Porter	117	189	.619
1996-97	Larecha Jones	58	94	.617
1995-96	Katie Smith	205	235	.872
1994-95	Katie Smith	190	225	.844
1993-94	Katie Smith	149	182	.819
1992-93	Katie Smith	164	203	.808
1991-92	Averrill Roberts	125	165	.758
1990-91	Averrill Roberts	100	127	.787
1989-90	Nicole Sanchez	116	136	.853
1988-89	Nikita Lowry	102	146	.699
	Nicole Sanchez	102	118	.864
1987-88	Nikita Lowry	120	173	.694
1986-87	Jodi Roth	101	136	.743
1985-86	Jodi Roth	109	155	.703
1984-85	Jodi Roth	77	108	.713
1983-84	Kelly Robinson	67	88	.761
1982-83	Yvette Angel	60	80	.750
1981-82	Mary Sivak	54	98	.551

YEARLY LEADERS

1980-81	Amy Tucker	102	119	.857
1979-80	Amy Tucker	63	80	.850
1978-79	Frani Washington	93	119	.782
1977-78	Frani Washington	71	108	.657
1976-77	Journey Beard	28	38	.737
1975-76	Robin Tucker	22	28	.786

MOST FREE THROWS MADE

By A Senior	Katie Smith	205	1995-96
By A Junior	Katie Smith	190	1994-95
By A Sophomore	Taylor Hill	156	2010-11
By A Freshman	Katie Smith	164	1992-93

FREE-THROW PERCENTAGE

Season	Name	Pct.	FT/FTA
2011-12	Samantha Prahalis	.838	119/142
2010-11	Brittany Johnson	.828	53/64
2009-10	Sarah Schulze	.872	41/47
2008-09	Ashlee Trebilcock	.867	26/30
2007-08	Marscilla Packer	.864	70/81
2006-07	Marscilla Packer	.868	33/38
2005-06	Jessica Davenport	.741	109/147
2004-05	Caity Matter	.900	72/80
2003-04	Caity Matter	.772	71/92
2002-03	Caity Matter	.923	48/52
2001-02	Lauren Shenk	.778	84/108
2000-01	Lauren Shenk	.824	56/68
1999-00	Lauren Shenk	.726	45/62
1998-99	Marrita Porter	.754	98/130
1997-98	Mandy Stanhope	.784	40/51
1996-97	Marcie Alberts	.913	42/46
1995-96	Katie Smith	.872	205/235
1994-95	Katie Smith	.844	190/225
1993-94	Adrienne Johnson	.837	41/49
1992-93	Katie Smith	.808	164/203
1991-92	Nikki Keyton	.774	103/133
1990-91	Cheryl Perozek	.811	43/53
1989-90	Nicole Sanchez	.853	116/136
1988-89	Nicole Sanchez	.864	102/118
1987-88	Nikita Lowry	.694	120/173
1986-87	Nikita Lowry	.773	99/128
1985-86	Tracey Hall	.736	92/125
1984-85	Carla Chapman	.761	35/46
1983-84	Kelly Robinson	.761	67/88
1982-83	Yvette Angel	.750	60/80
1981-82	Amy Tucker	.779	53/68
1980-81	Amy Tucker	.857	102/119
1979-80	Amy Tucker	.850	68/80
1978-79	Frani Washington	.782	93/119
1977-78	Cindy Noble	.754	43/57
1976-77	Journey Beard	.737	28/38
1975-76	Robin Tucker	.785	22/28

BEST FREE-THROW PERCENTAGE (MIN. 40 MADE)

By A Senior	Marcie Alberts	.913	1996-97
By A Junior	Sarah Schulze	.872	2009-10
By A Sophomore	Caity Matter	.923	2002-03
By A Freshman	Katie Smith	.808	1992-93

REBOUNDS

Season	Name	Games	Rebs.	Avg.
2011-12	Ashley Adams	32	222	6.9
2010-11	Jantel Lavender	34	370	10.9
2009-10	Jantel Lavender	36	372	10.3
2008-09	Jantel Lavender	35	374	10.7
2007-08	Jantel Lavender	31	306	9.9
2006-07	Jessica Davenport	32	306	9.6
2005-06	Jessica Davenport	32	285	8.9
2004-05	Jessica Davenport	36	325	9.3
2003-04	Jessica Davenport	31	178	5.7
2002-03	Courtney Coleman	32	213	6.7
2001-02	Courtney Coleman	29	218	7.8
2000-01	Courtney Coleman	33	247	7.5
1999-00	LaToya Turner	28	160	5.9
1998-99	Marrita Porter	29	170	5.9
1997-98	Marrita Porter	26	186	7.2
1996-97	Larecha Jones	28	237	8.5
1995-96	Lisa Negri	34	218	6.4
1994-95	Peggy Evans	30	215	7.2
1993-94	Lavona Turner	28	206	7.4
1992-93	Nikki Keyton	32	187	6.0
1991-92	Nikki Keyton	27	223	8.3

1990-91	Stacie Bruce	16	123	7.7
1989-90	Nicole Sanchez	30	204	6.8
1988-89	Nikita Lowry	25	182	7.2
1987-88	Tracey Hall	30	269	9.0
1986-87	Tracey Hall	31	305	9.8
1985-86	Tracey Hall	30	284	9.5
1984-85	Tracey Hall	31	257	8.3
1983-84	Francine Lewis	29	245	8.4
1982-83	Carla Chapman	27	194	7.2
1981-82	Mary Sivak	27	201	7.4
1980-81	Mary Sivak	32	292	9.1
1979-80	Kim Jordan	32	257	8.0
1978-79	Kim Jordan	30	250	8.3
1977-78	June Brewer	30	262	8.7
1976-77	June Brewer	23	162	7.0
1975-76	Martha Baker	20	260	13.0

MOST REBOUNDS

By A Senior	Jantel Lavender	370	2010-11
By A Junior	Jantel Lavender	372	2009-10
By A Sophomore	Jantel Lavender	374	2008-09
By A Freshman	Jantel Lavender	306	2007-08

ASSISTS

Season	Name	Games	Assists	Avg.
2011-12	Samantha Prahalis	31	194	6.2
2010-11	Samantha Prahalis	31	215	6.9
2009-10	Samantha Prahalis	36	289	8.0
2008-09	Samantha Prahalis	35	203	5.8
2007-08	Marscilla Packer	31	104	3.4
2006-07	Brandie Hoskins	23	113	4.9
2006-06	Debbie Merrill	32	103	3.2
2004-05	Brandie Hoskins	34	135	3.9
2003-04	Kim Wilburn	31	156	5.0
2002-03	Kim Wilburn	32	168	5.3
2001-02	Lauren Shenk	29	138	4.8
2000-01	Jamie Lewis	33	257	7.8
1999-00	Jamie Lewis	28	105	3.8
1998-99	Jamie Lewis	29	122	4.2
1997-98	Jamie Lewis	27	159	5.9
1996-97	Shelly Nichols	28	95	3.4
1995-96	Katie Smith	34	145	4.3
1994-95	Katie Smith	30	108	3.6
1993-94	Alysinh Bond	28	105	3.8
1992-93	Audrey Burcy	32	123	3.8
1991-92	Audrey Burcy	26	75	2.7
1990-91	Cheryl Perozek	28	118	4.2
1989-90	Cheryl Perozek	30	151	5.0
1988-89	Lisa Cline	28	126	4.5
1987-88	Lisa Cline	30	140	4.7
1986-87	Geneva Sanford	31	119	4.0
1985-86	Toni Roesch	28	153	5.5
1984-85	Yvette Angel	31	164	5.3
1983-84	Yvette Angel	29	167	5.8
1982-83	Yvette Angel	28	112	4.0
1981-82	Yvette Angel	27	119	4.4
1980-81	Amy Tucker	32	85	2.7
1979-80	Laurie Pirtle	32	116	3.6
1978-79	Laurie Pirtle	29	107	3.7
1977-78	Laurie Pirtle	30	107	3.6
1976-77	Robin Tucker	28	96	3.4
1975-76	Martha Gasser	25	65	2.6

MOST ASSISTS

By A Senior	Jamie Lewis	257	2000-01
By A Junior	Samantha Prahalis	215	2010-11
By A Sophomore	Samantha Prahalis	289	2009-10
By A Freshman	Samantha Prahalis	203	2008-09

BLOCKS

Season	Name	Games	Blocks
2011-12	Ashley Adams	32	96
2010-11	Jantel Lavender	34	61
2009-10	Jantel Lavender	36	55
2008-09	Jantel Lavender	35	42
2007-08	Jantel Lavender	31	32
2006-07	Jessica Davenport	32	90
2005-06	Jessica Davenport	32	98
2004-05	Jessica Davenport	35	116
2003-04	Jessica Davenport	31	80
2002-03	LaToya Turner	28	47
2001-02	D'wan Shackleford	29	24

2000-01	LaToya Turner	13	30
1999-00	LaToya Turner	28	36
1998-98	Larecha Jones	29	17
1997-98	Mindy Fusetti	27	15
1996-97	Larecha Jones	28	14
1995-96	Tiffany Glosson	33	23
1994-95	Lisa Negri	30	15
1993-94	Lavona Turner	28	26
1992-93	Lisa Negri	32	21
1991-92	Lavona Turner	27	19
1990-91	Monica Taylor	25	16
1989-90	Mindy Smith	28	30
1988-89	Mindy Smith	28	22
1987-88	Tracey Hall	30	23
1986-87	Tracey Hall	31	32
1985-86	Tracey Hall	30	31
1984-85	Francine Lewis	31	27
1983-84	Francine Lewis	29	39
1982-83	Francine Lewis	28	39
1981-82	Mary Sivak	27	70
1980-81	Mary Sivak	32	61
1979-80	Mary Sivak	34	59
1978-79	Mary Sivak	30	51
1977-78	NA	31	
1976-77	June Brewer	28	30
1975-76	NA	32	

MOST BLOCKS

By A Senior	Jessica Davenport	90	2006-07
By A Junior	Jessica Davenport	98	2005-06
By A Sophomore	Jessica Davenport	116	2004-05
By A Freshman	Jessica Davenport	80	2003-04

STEALS

Season	Name	Games	Steals	Avg.
2011-12	Taylor Hill	32	81	2.5
2010-11	Taylor Hill	34	56	1.6
2009-10	Samantha Prahalis	36	63	1.8
2008-09	Shavelle Little	34	86	2.5
2007-08	Shavelle Little	29	79	2.7
2006-07	Maria Moeller	32	54	1.7
2005-06	Kim Wilburn	32	90	2.8
2004-05	Kim Wilburn	35	85	2.4
2003-04	Kim Wilburn	31	91	2.9
2002-03	Kim Wilburn	32	92	2.9
2001-02	D'wan Shackleford	29	58	2.0
2000-01	Jamie Lewis	33	71	2.2
1999-00	Tomeka Brown	28	41	1.5
1998-99	Jamie Lewis	29	50	1.7
1997-98	Marrita Porter	26	63	2.4
1996-97	Shelly Nichols	28	67	2.4
1995-96	Katie Smith	34	46	1.4
1994-95	Katie Smith	30	37	1.2
1993-94	Alysinh Bond	28	60	2.1
1992-93	Averill Roberts	32	98	3.1
1991-92	Averill Roberts	27	76	2.8
1990-91	Averill Roberts	28	50	1.8
1989-90	Averill Roberts	30	43	1.4
1988-89	Lisa Cline	30	89	3.0
1987-88	Tracey Hall	30	79	2.6
1986-87	Tracey Hall	31	59	1.9
1985-86	T. Hall/T. Roesch	28	63	2.3
1984-85	Yvette Angel	31	115	3.7
1983-84	Yvette Angel	29	83	2.9
1982-83	Yvette Angel	28	62	2.2
1981-82	Yvette Angel	27	66	2.4
1980-81	Dot McHugh	30	43	1.4
1979-80	Kim Jordan	32	49	1.5
1978-79	Frani Washington	30	81	2.7
1977-78	Kim Jordan	26	54	2.1
1976-77	Robin Tucker	28	96	3.4
1975-76	Martha Baker	25	71	3.6

MOST STEALS

By A Senior	Yvette Angel	115	1984-85
By A Junior	Shavelle Little	86	2008-09
By A Sophomore	Robin Tucker	96	1976-77
By A Freshman	Kim Wilburn	92	2002-03

SERIES RECORDS VS. OPPONENTS

The following list is organized by opponent name. Ohio State's score is listed first. A Buckeye win is indicated by a "+" and a loss is indicated by a "-." The win-loss record indicates OSU's record in the series.

AKRON 6-0

3/02/73 68 + 31 - N
2/24/76 52 + 40 - H
2/22/77 105 + 35 - A
3/04/77 94 + 40 - N (OASIW)
12/11/90 92 + 50 - H
12/19/00 100 + 35 - H

ALABAMA A&M 1-0

12/16/06 98 + 55 - H

ALABAMA-BIRMINGHAM 1-0

11/17/09 55 + 55 - H

ARKANSAS 0-1

11/15/95 80 - 86 - A (WNIT)

ARIZONA 2-1

11/21/01 76 - 90 - A
12/15/02 84 + 65 - H
11/17/04 78 + 45 - H

ARIZONA STATE 1-0

12/15/84 83 + 75 - A

ARKANSAS PINE BLUFF 1-0

12/16/00 94 + 32 - H

ARMY 2-0

11/12/06 77 + 41 - A
11/16/08 92 + 58 - H

ASHLAND 9-1

/ /67 37 - 38
1/20/68 54 + 39
/ /69 31 + 11
2/22/73 58 + 25 - A
2/13/74 64 + 29 - H
2/11/75 66 + 58 - A
2/09/76 48 + 41 - H
3/06/76 79 + 69 - N (OASIW)
2/08/77 82 + 57 - A
1/16/78 53 + 48 - H

AUBURN 0-2

11/25/07 58 - 67 - H (KBC)
11/23/08 80 - 87 - A (OT)

AUSTIN PEAY 1-0

12/29/0276 + 60 - H

BALDWIN-WALLACE 1-0

1/28/67 57 + 21

BALL STATE 5-2

1/24/70 52 + 19
1/ /71 37 - 42 - A
1/15/72 44 - 51 - H
/ /72 68 + 28 -
1/16/74 74 + 34 - H
3/13/76 70 + 57 - N
12/15/96 73 + 51 - H

BELHAVEN 3-0

12/18/76 74 + 69 - N (Miss. University)
12/16/77 72 + 55 - N (Miss. University)
12/14/78 69 + 55 - N (Miss. University)

BETHUNE-COOKMAN

1/2/11 86 + 38 - H

BOSTON 3-0

12/14/99 79 + 49 - H

11/17/07 83 + 68 - A
11/29/08 72 + 47 - H (Buckeye Classic)

BOSTON COLLEGE 7-3

12/04/87 99 + 62 - H (Buckeye Classic)
12/18/88 59 + 49 - A
12/07/91 84 + 80 - H (Buckeye Classic)
12/13/92 104 + 65 - A
11/26/95 62 + 40 - N (Buckeye Classic)
3/13/99 59 - 72 - N (NCAA)
3/22/04 48 - 63 - H (NCAA 2nd Round)
12/3/05 66 + 60 - A
3/21/06 69 - 79 - N (NCAA 2nd Round)
11/21/06 80 +72 20T- H

BOWLING GREEN 24-3

/ /65 30 - 33 -
/ /66 38 - 44 -
/ /67 45 + 37 -
30/9/68 62 + 41 -
1/25/69 49 + 37 -
/ /70 49 + 34 -
3/06/71 49 + 43 -
1/22/72 68 + 53 -
3/04/72 49 + 47 -
/ /72 + -
1/20/73 45 + 33 - A
3/02/73 49 + 47 - N (OASIW)
1/19/74 64 + 54 - H
3/02/74 70 + 41 - N (OASIW)
1/18/75 50 - 56 - A
3/01/75 59 + 44 - N (OASIW)
1/17/76 68 + 42 - H
1/15/77 94 + 37 - A
3/5/77 97 + 54 - N (OASIW)
3/7/81 74 + 52 - N (OASIW)
12/12/88 81 + 60 - H
12/04/92 76 + 65 - H
11/24/95 92 + 74 - H
12/04/99 86 + 56 - H
12/12/00 95 + 49 - A
11/12/04 89 + 41 - H
11/15/09 91 + 72 - H (WNIT)

BRADLEY 1-0

11/28/04 86 + 52 - H

BRIGHAM YOUNG 0-1

11/24/79 85 - 88 - N

BUTLER 1-0

11/14/08 75 + 56 - H

CAL STATE FULLERTON 2-0

12/15/87 76 + 67 - A
12/20/91 80 + 71 - A

CALIFORNIA 4-0

12/20/97 85 + 72 - A (Oakland Classic)
11/30/98 73 + 48 - H
11/29/09 83 + 71 - H (Buckeye Classic)
12/17/11 77 + 75 - A

CALVIN 2-0

3/ /73 54 + 43 - N
2/02/74 52 + 44 - A

CANISIUS 2-0

12/22/05 90 + 58 - H
12/10/11 84 + 41 - H

CEDARVILLE 7-0

3/04/72 66 + 56 -
2/24/73 64 + 33 - H
3/03/73 60 + 56 - A(OT) (OASIW)
3/10/73 63 + 38 - A
2/05/74 68 + 42 - A
2/04/75 87 + 44 - H
2/03/76 94 + 35 - A

CENTRAL FLORIDA 1-0

3/19/11 80 + 69 - N (NCAA)

CENTRAL MICHIGAN 4-1

/ /72 -
12/20/84 87 + 54 - H
12/21/85 95 + 75 - H (Buckeye Classic)
2/14/86 87 + 61 - A
12/18/92 97 + 65 - H (Buckeye Classic)

CENTRAL MISSOURI STATE 1-0

1/31/81 63 + 54 - A (Jennies Classic)

CENTRAL STATE 4-0

/ /67 65 + 41
/ /69 59 + 57
/ /70 86 + 22
3/04/76 76 + 34 - N (OASIW)

CHARLOTTE 1-0

12/19/11 88 + 58 - H

CINCINNATI 15-3

3/03/73 65 + 23 - N
1/13/76 84 + 50 - A
3/05/76 66 + 52 - N (OASIW)
2/13/77 71 + 55 - H
1/31/78 84 + 38 - A
1/30/79 85 + 38 - H
1/16/80 80 + 60 - A
3/01/80 69 + 62 - H (OASIW)
1/13/81 66 - 69 - H
3/07/81 65 + 63 - N (OASIW)
3/02/82 70 - 71 - A
12/11/82 83 + 64 - H
11/29/84 78 + 75 - H
11/26/85 98 + 79 - A
12/12/87 72 + 53 - H
12/10/88 58 - 64 - A
12/16/94 82 + 50 - H (Buckeye Classic)
3/14/01 61 + 60 - H (WNIT)

CLEMSON 0-1

12/29/84 67 - 73 - H (Buckeye Classic)

CLEVELAND STATE 5-0

3/02/79 71 + 30 - N
2/17/82 71 + 66 - H
12/09/99 62 + 61 - H
11/18/00 87 + 76 - A
12/15/08 68 + 54 - H

COLGATE 1-0

11/24/07 88 + 26 - A (KBC)

COLORADO 3-0

1/02/80 75 + 74 - H
12/05/86 87 + 64 - N (Texas Classic)
12/28/88 72 + 67 - A

COLORADO STATE 1-0

1/30/81 67 + 66 - N (Jennies Classic)

CONNECTICUT 0-1

12/19/10 50 - 81 - N (M. Dixon Classic)

CORNELL 1-0

11/25/06 77 + 43 - H (Buckeye Classic)

DAYTON 15-4

/ /65 43 + 42
/ /66 38 - 39
3/01/67 66 + 25
2/10/68 52 + 36
2/4/69 54 + 48
1/03/70 62 + 50
2/6/71 40 - 46
2/5/72 35 + 27
2/03/73 82 + 42 - A

2/28/75 70 + 36 - N
2/19/79 68 + 60 - H
2/02/80 53 - 89 - A
2/28/81 75 - 78 - H
1/12/82 68 + 61 - A
12/04/82 90 + 57 - H
11/25/91 85 + 67 - A
12/04/04 75 + 42 - A
11/30/05 73 + 31 - H
11/30/08 76 + 61 - H (Buckeye Classic)

DELAWARE STATE 1-0

12/16/08 68 + 35 - H

DENISON 1-0

/ /66 85 + 50 -

DEPAUL 4-2

1/12/80 62 + 51 - H
1/30/81 54 - 74 - A
3/06/82 63 + 55 -
12/15/95 80 + 76 - H
12/21/96 66 - 72 - A
3/18/01 73 + 62 - H (WNIT)

DETROIT 3-3

3/08/79 69 - 75 - N (MAIAW)
1/06/81 46 - 54 - H
3/14/81 49 - 54 - N (MAIAW)
1/16/82 52 + 49 - A
11/27/82 76 + 50 - H
12/17/95 94 + 75 - H

DUKE 1-0

12/3/09 67 - 83 - A

DRAKE 0-1

3/14/82 79 - 90 - A (NCAA)

DUQUESNE 5-1

3/17/95 77 + 44 - H
2/04/96 94 + 78 - A
12/08/96 73 + 53 - H
12/02/01 71 + 57 - H
11/22/02 88 + 48 - A
12/28/10 67 - 71 - H

EAST CAROLINA 0-1

12/30/78 80 - 81 - A

EAST TENNESSEE STATE 1-0

11/22/10 80 - 47 - H

EASTERN ILLINOIS 1-0

11/13/09 91 + 68 - H (WNIT)

EASTERN KENTUCKY 6-0

2/01/75 67 + 59 - A
1/19/76 69 + 66 - H
2/26/77 83 + 58 - A
2/15/78 81 + 61 - H
2/15/79 84 + 68 - A
11/21/05 85 + 38 - H

EASTERN MICHIGAN 2-1

11/23/91 80 + 74 - H
12/10/01 58 - 70 - H
11/14/10 74 + 62 - H

EDINBORO STATE 1-0

2/23/74 72 + 43 - H

FLORIDA 0-1

3/18/12 65 - 70 - N (NCAA)

FLORIDA A&M 1-0

11/23/03 71 + 56 - H

SERIES RECORDS VS. OPPONENTS

FLORIDA STATE 1-1

3/22/08 49 - 60 - N (NCAA)
11/30/11 78 + 75 - H (OT)

GEORGIA 2-6

12/29/84 57 - 58 - H (Buckeye Classic)
12/28/87 66 - 80 - N (N.C. St. Classic)
11/24/89 78 - 88 - N (Nebraska Tourney)
12/15/90 60 - 91 - H
11/30/91 82 + 79 - A
12/19/92 89 + 72 - H (Buckeye Classic)
11/25/94 70 - 79 - A
12/19/99 59 - 91 - N (LBSU Classic)

GEORGIA TECH 1-0

3/21/11 67 + 60 - N (NCAA)

GOSHEN 1-1

/ /72 -
3/08/74 55 + 50 - N

GRAND VALLEY STATE 0-1

3/11/76 58 - 61 - N (MAIAW)

HARTFORD 2-0

11/30/02 77 + 49 - N
11/25/08 63 + 45 - H

HARVARD 0-1

11/26/99 52 - 66 - A (Harvard Invitational)

HAWAII 0-1

12/14/98 41 - 57 - N (Hawaii Invitational)

HIGH POINT 1-0

11/23/99 70 + 40 - H

HOLY CROSS 2-0

3/17/85 102 + 60 - H (NCAA)
3/20/05 86 + 45 - N (NCAA)

HOUSTON 1-1

12/10/95 95 - 103 - A (OT)
11/23/97 78 + 69 - H

HOWARD 3-0

12/19/97 76 + 56 - N (Oakland Classic)
12/17/06 97 + 52 - H
11/22/11 73 + 50 - H

IDAHO STATE 1-0

12/11/94 119 + 63 - A (Kona Classic)

ILLINOIS 44-18

2/9/79 79 + 67 - N (Big Ten)
12/13/80 79 + 67 - H
2/13/81 74 + 59 - N (Big Ten)
1/29/82 60 - 65 - A
2/14/82 69 + 66 - N (Big Ten)
1/16/83 81 + 69 - H
3/4/83 78 + 71 - A
1/15/84 80 + 63 - A
3/02/84 76 + 50 - H
1/25/85 77 + 58 - H
2/24/85 88 + 69 - A
1/24/86 74 + 63 - A
2/23/86 90 + 71 - H
2/01/87 68 + 64 - A
2/27/87 75 + 64 - H
2/7/88 92 + 53 - H
3/4/88 78 + 62 - A
1/22/89 67 + 51 - H
2/15/89 73 + 55 - A
1/21/90 66 - 69 - A (OT)
2/16/90 79 + 47 - H
1/6/91 74 - 90 - A
3/7/91 81 + 65 - H
2/9/92 68 - 82 - A

3/6/92 62 + 59 - H
1/10/93 87 + 57 - H
3/13/93 94 + 78 - A
1/5/94 64 + 58 - A
3/12/94 93 + 48 - H
1/29/95 93 + 66 - H
3/3/95 87 + 73 - N (Big Ten)
1/28/95 88 + 72 - A
1/6/97 73 - 89 - A
2/14/97 81 - 84 - H
1/6/98 57 - 81 - H
2/13/98 64 - 80 - A
1/8/99 70 + 67 - H
2/7/99 73 - 79 - A
12/30/99 57 - 63 - H (OT)
2/20/00 61 - 70 - A
1/11/01 73 - 75 - H
2/13/02 76 - 96 - A
1/23/03 82 + 74 - H
2/19/03 58 - 54 - A
1/8/04 51 - 52 - A
2/22/04 76 + 57 - H
1/30/05 69 + 55 - A
1/29/06 75 + 49 - H
1/21/07 62 + 52 - H
2/11/07 69 + 60 - A
1/17/08 43 + 42 - H
1/31/08 64 - 68 - A
3/7/08 58 - 64 - N (Big Ten)
1/12/09 67 + 35 - A
1/22/09 68 + 51 - H
3/6/09 70 + 53 - N (Big Ten)
12/28/09 76 + 47 - A
1/14/10 72 + 61 - H
3/5/10 66 + 55 - N (Big Ten)
1/20/11 71 + 62 - A
1/22/12 96 + 84 - H
2/9/12 65 - 66 - A

ILLINOIS-CHICAGO 1-0

2/03/79 61 + 60 - H

ILLINOIS STATE 6-9

3/ /74 50 - 61 - N (MAIAW)
3/08/75 56 + 41 - N (MAIAW)
1/30/76 70 + 62 - A
2/17/77 72 - 79 - H
2/25/78 68 - 78 - A
2/15/79 74 + 57 - H
1/19/80 68 - 84 - A
1/17/81 56 - 64 - H
3/13/81 70 - 73 - A (MAIAW)
1/29/82 60 - 65 - A
12/30/82 78 + 61 - H
11/21/84 87 + 51 - H
12/15/85 74 + 42 - A
12/04/88 66 - 75 - H
12/09/89 70 - 96 - A

IMMACULATE 0-1

2/18/78 70 - 80 - A

INDIANA 47-21

3/ /73 44 - 53 - N
2/09/74 50 - 52 - H
2/15/75 62 - 64 - A
3/07/75 52 + 42 - N (MAIAW)
2/14/76 55 + 47 - H
3/12/76 74 + 57 - N (MAIAW)
2/12/77 66 + 45 - N (Big Ten)
2/19/77 62 + 47 - A
12/01/80 71 + 37 - H
1/19/81 42 - 61 - A
2/15/81 58 + 56 - N (Big Ten)
3/12/81 60 + 54 - N (MAIAW)
12/29/81 67 + 58 - H
1/09/83 79 + 63 - H
3/11/83 56 - 62 - A
1/08/84 69 + 55 - A

2/07/84 74 + 53 - H
1/18/85 75 + 53 - A
2/15/85 86 + 69 - H
1/17/86 84 + 80 - H
2/14/86 66 - 68 - A
1/03/87 72 + 52 - A
3/05/87 60 + 56 - H
1/08/88 83 + 70 - H
3/10/88 68 + 49 - A
2/03/89 66 - 76 - A
3/05/89 77 + 64 - H
2/02/90 81 + 64 - H
3/02/90 63 - 66 - A (OT)
1/11/91 72 + 63 - A
2/08/91 72 + 70 - H
1/24/92 67 - 81 - A
2/21/92 81 + 80 - H
1/17/93 81 + 67 - A
2/12/93 99 + 58 - H
1/16/94 92 + 65 - H
2/11/94 67 - 77 - A
1/06/95 58 - 68 - A
2/19/95 70 - 72 - H
1/05/96 76 + 65 - H
2/18/96 68 - 70 - A
1/31/97 72 + 59 - A
1/30/98 79 + 73 - H
1/15/99 78 + 60 - A
1/31/99 73 + 79 - H
1/30/00 81 + 60 - H
2/24/00 58 - 65 - A
3/02/00 58 + 44 - N (Big Ten)
12/28/00 56 - 65 - H
1/28/01 76 - 83 - A
12/28/01 52 - 64 - A
1/31/02 72 - 85 - H
1/12/03 50 - 54 - A
2/1/04 71 + 56 - H
1/20/05 52 + 30 - A
2/06/05 78 + 46 - H
1/19/06 60 + 50 - H
2/5/06 61 + 45 - A
1/25/07 72 + 62 - H
3/2/07 72 + 60 - N (Big Ten)
1/10/08 71 + 59 - H
2/25/08 61 - 69 - A (OT)
2/1/09 59 + 51 - H
2/22/09 79 + 67 - A
1/17/10 81 + 64 - H
1/31/10 62 - 67 - A
1/5/11 83 + 65 - H
1/26/12 73 + 55 - A
2/16/12 75 + 54 - H

INDIANA STATE 6-1

1/26/74 57 + 53 - A
1/25/75 69 + 64 - H
2/01/76 55 + 50 -
3/11/78 71 + 58 - N
1/20/79 86 + 76 -
1/21/80 62 - 71 - A
1/24/81 93 + 59 - H

IUPUI 2-0

12/1/03 96 + 48 - H
11/28/09 88 + 33 - H (Buckeye Classic)

IOWA 31-26

2/08/80 60 - 61 - N (Big Ten)
1/28/83 77 + 57 - H
2/20/83 72 + 57 - A
1/27/84 64 + 56 - A
2/19/84 82 + 60 - H
2/03/85 56 + 47 - A
3/01/85 64 + 41 - H
2/02/86 70 + 54 - H
2/28/86 64 - 75 - A
1/25/87 67 + 54 - H
2/20/87 54 - 66 - A

1/31/88 64 - 75 - A
2/26/88 58 + 54 - H
1/15/89 70 - 84 - A
2/21/89 66 + 57 - H
1/28/90 48 - 71 - H
2/23/90 51 - 94 - A
1/20/91 68 - 88 - H
2/15/91 47 - 70 - A
1/19/92 56 - 73 - A
2/14/92 59 - 68 - H
2/05/93 62 - 79 - A
3/07/93 72 + 60 - H
4/03/93 73 + 72 - N (OT) (NCAA)
2/04/94 61 - 64 - H
3/06/94 57 - 59 - A
3/03/95 61 - 67 - A
2/02/96 75 - 82 - H
12/30/96 59 - 69 - H
2/21/97 59 - 80 - A
12/30/97 57 - 66 - A
2/20/98 71 - 74 - H
2/28/98 54 - 72 - N (Big Ten)
2/05/99 70 + 66 - H
2/17/00 60 - 68 - A
1/17/01 79 + 52 - H
2/18/01 59 - 74 - A
1/03/02 82 + 63 - H
1/20/02 65 - 79 - A
1/26/03 74 + 59 - H
2/5/04 93 + 82 - A
1/13/05 80 + 57 - H
2/13/05 67 + 60 - A
1/12/06 72 + 62 - A
2/12/06 88 + 77 - H
12/31/06 73 + 67 - A
2/4/07 85 + 49 - H
1/6/07 73 + 65 - A
2/21/08 69 + 56 - H
2/12/09 75 - 85 - A
3/7/09 72 + 56 - N (Big Ten)
2/4/10 86 + 82 - H
3/7/10 66 + 64 - N (Big Ten)
1/8/11 76 - 89 - A
1/24/11 81 + 67 - H
3/4/11 71 + 61 - N (Big Ten)
1/2/12 84 + 71 - H

JAMES MADISON 5-0

1/30/76 48 + 45 - A
3/19/89 81 + 66 - N (NCAA)
11/23/91 61 + 49 - H
12/11/93 54 + 45 - A
3/25/01 74 + 65 - H (WNIT)

KANSAS STATE 4-2

3/15/75 51 - 61 - N (AIAW)
2/17/77 65 + 55 - N (MUW)
12/19/93 105 + 70 - H
11/27/94 87 + 73 - A
12/13/97 64 - 67 - H
11/16/98 63 + 62 - A

KENT STATE 11-3

/ /65 61 + 19 -
/ /66 36 - 38 -
2/ /67 53 - 56 -
2/17/68 32 - 35 -
/ /69 69 + 31 -
2/28/70 56 + 51 -
2/27/71 74 + 45 -
2/26/72 +
3/04/78 85 + 42 - N (OASW)
3/02/79 73 + 49 - N (OASW)
2/13/80 71 + 53 - H
2/29/80 69 + 57 - H (OASW)
2/19/81 69 + 64 - A
3/18/81 67 + 62 - N (OASW)

SERIES RECORDS VS. OPPONENTS

KENTUCKY 13-10

12/20/75	56	-	60	-	A
12/02/75	77	+	66	-	A
2/16/76	70	+	50	-	H
11/30/77	70	+	58	-	A
12/02/78	59	-	70	-	H
1/27/80	59	-	90	-	A
12/12/81	75	+	69	-	H
12/02/82	60	-	74	-	A
12/02/83	68	-	73	-	H
11/27/84	61	-	74	-	A
12/30/85	66	-	70	-	H
12/12/86	76	+	71	-	A
11/29/88	82	+	80	-	A
11/28/89	89	+	86	-	H (3 OT)
11/28/90	73	-	107	-	A
1/07/92	101	+	94	-	H
12/21/93	94	+	81	-	A
12/04/94	75	+	59	-	H
11/29/95	77	+	67	-	A
12/04/97	84	+	66	-	H
12/03/97	51	-	68	-	A
11/19/98	84	-	92	-	H (OT)
1/6/07	53	+	51	-	H

LIBERTY 1-0

1/09/05	66	+	51	-	H
---------	----	---	----	---	---

LONG BEACH STATE 1-2

3/21/87	82	-	102	-	N (NCAA)
3/23/89	83	-	89	-	N (NCAA)
12/03/00	102	+	55	-	H

LONGWOOD 1-0

11/30/06	68	-	33	-	H
----------	----	---	----	---	---

LSU 3-4

3/20/86	80	-	81	-	N (NCAA)
12/03/89	86	+	73	-	H (Buckeye Classic)
12/18/90	78	-	97	-	A
12/15/05	48	-	64	-	H
12/10/06	51	-	75	-	A
11/17/10	59	+	55	-	A
11/27/11	77	+	68	-	H

LOUISIANA TECH 0-5

11/22/79	67	-	89	-	N (Queens Classic)
12/17/83	57	-	79	-	N (Dial Classic)
12/20/94	81	-	98	-	H
12/12/95	65	-	92	-	A
03/25/03	61	-	74	-	N (NCAA)

LOUISVILLE 0-1

12/14/01	66	-	67	-	H (Women's Sports Foundation Classic)
----------	----	---	----	---	---------------------------------------

LOYOLA-CHICAGO 1-0

12/05/87	101	+	45	-	H (Buckeye Classic)
----------	-----	---	----	---	---------------------

LYNCHBURG 0-1

/ /69	29	-	31	-	
-------	----	---	----	---	--

MAINE 1-0

11/17/95	93	+	64	-	H (WNIT)
----------	----	---	----	---	----------

MARIST 1-1

3/17/07	63	-	67	-	N (NCAA)
11/11/07	63	+	57	-	H

MARSHALL 10-1

2/12/72	-				
2/17/73	63	+	35	-	H
2/16/74	57	+	48	-	A
2/08/75	67	+	43	-	H
3/12/76	85	+	48	-	N (MAIAW)
12/04/76	87	+	55	-	A

12/03/77	102	+	51	-	H
3/08/80	79	+	62	-	N (MAIAW)
12/02/80	82	+	63	-	A
12/20/88	97	+	54	-	H
12/17/89	82	+	64	-	A

MARYLAND 2-2

3/16/86	87	+	71	-	H (NCAA)
3/24/88	66	-	81	-	N (NCAA)
3/22/05	75	+	65	-	A (NCAA)
11/30/07	53	-	77	-	A

MARYSVILLE 1-0

/ /69	53	+	46		
-------	----	---	----	--	--

MASSACHUSETTS 4-0

12/14/92	81	+	48	-	A
11/28/93	97	+	66	-	H
11/26/96	68	+	53	-	A
11/30/97	59	+	56	-	H

MEMPHIS STATE 1-1

11/23/79	75	-	84	-	N (Queens Classic)
3/16/96	97	+	75	-	N (NCAA)

MIAMI (FLA.) 2-0

12/17/83	91	+	63	-	N (Lady Braham Inv.)
12/27/86	79	+	75	-	A (Orange Bowl Inv.)

MIAMI (OHIO) 12-5

2/13/65	33	+	32		
/ /66	40	-	55		
2/18/67	55	-	62		
2/24/68	84	+	63		
2/ /70	61	+	37		
2/ /71	66	+	23		
2/19/72	+				
2/18/75	62	+	51	-	A
1/27/76	67	+	44	-	H
1/25/77	72	+	38	-	A
3/05/77	81	+	49	-	A (OASW)
3/04/78	75	+	60	-	N (OASW)
1/25/80	69	-	75	-	H
1/21/81	53	-	58	-	A
2/02/82	82	+	70	-	H
12/30/83	87	+	68	-	H (Buckeye Classic)
1/03/91	69	-	74	-	H

MICHIGAN 48-9

1/03/78	94	+	47	-	H
1/15/79	88	+	84	-	A
1/08/80	75	+	52	-	H
2/24/81	71	-	79	-	A
1/09/82	80	+	64	-	H
1/21/83	82	+	62	-	A
2/27/83	74	+	60	-	H
1/20/84	68	+	45	-	H
2/26/84	86	+	69	-	A
1/06/85	79	+	51	-	H
3/07/85	73	+	57	-	A
1/05/86	77	+	53	-	A
3/06/86	73	+	48	-	H
1/09/87	72	+	48	-	H
2/08/87	72	+	61	-	A
1/15/88	77	+	66	-	A
2/14/88	87	+	73	-	H
1/13/89	85	+	70	-	A
2/12/89	89	+	51	-	H
1/12/90	84	+	67	-	H
2/11/90	55	-	58	-	A (OT)
1/25/91	81	+	70	-	A (OT)
2/24/91	89	+	81	-	H
1/31/92	73	+	56	-	H
3/01/92	73	+	59	-	A
1/22/93	90	+	73	-	H

2/21/93	79	+	59	-	A
1/21/94	81	+	61	-	A
2/20/94	80	+	73	-	H
1/22/95	94	+	79	-	A
1/21/96	83	+	75	-	H
12/28/96	78	+	55	-	H
2/23/97	65	-	74	-	A
12/28/97	70	+	66	-	A
2/22/98	88	+	80	-	H
1/29/99	71	-	85	-	A (OT)
2/06/00	61	-	65	-	H
1/14/01	76	+	68	-	A
1/21/01	63	-	76	-	H
1/10/02	77	+	66	-	A
2/10/02	88	+	75	-	H
2/27/03	70	+	55	-	H
1/29/04	51	+	49	-	A
1/11/05	84	+	56	-	A
2/10/05	72	+	39	-	H
1/15/06	62	+	34	-	H
2/10/06	74	+	55	-	A
2/25/07	72	+	58	-	A
1/3/08	66	+	42	-	H
12/21/08	70	+	50	-	H
1/29/09	52	+	44	-	A
1/3/10	59	+	56	-	H
1/21/10	58	+	56	-	A
12/30/10	51	-	64	-	A
1/27/11	66	-	69	-	H
1/7/12	62	-	73	-	A
3/2/12	57	+	48	-	N (Big Ten)

MICHIGAN STATE 50-23

3/07/74	54	+	34	-	N (MAIAW)
1/23/76	74	+	38	-	A
2/07/76	73	+	60	-	N (Big Ten)
12/12/77	70	+	68	-	N (Big Ten)
3/12/77	63	-	75	-	N (NCAA)
2/11/78	66	+	61	-	N (Big Ten)
2/28/78	65	+	64	-	H
2/09/79	69	-	75	-	N (Big Ten)
2/24/79	78	+	68	-	A
12/09/79	63	-	65	-	H
1/10/81	66	+	53	-	A
2/06/82	59	-	65	-	H
1/23/83	77	+	68	-	A
2/25/83	70	+	63	-	H
1/22/84	89	+	67	-	H
2/24/84	71	+	68	-	A
1/04/85	105	+	77	-	H
3/19/85	93	+	62	-	A
1/03/86	72	+	58	-	A
3/08/86	98	+	63	-	H
1/11/87	76	+	64	-	H
2/06/87	79	+	65	-	A
1/17/88	66	-	75	-	A (OT)
2/12/88	82	+	59	-	H
1/29/89	66	+	56	-	A
2/10/89	69	+	62	-	H
1/14/90	76	+	58	-	H
2/09/90	72	+	66	-	A (20T)
1/28/91	74	-	76	-	A
2/22/91	79	-	92	-	H
2/02/92	66	+	60	-	H
2/28/92	88	+	71	-	A
1/24/93	78	+	57	-	H
2/19/93	88	+	51	-	A
1/23/94	87	+	50	-	A
2/18/94	72	-	73	-	H
1/27/95	82	+	67	-	H
3/05/95	70	+	63	-	N (Big Ten)
1/12/96	78	+	73	-	A
1/10/97	63	-	66	-	H
2/09/97	64	-	72	-	A
3/01/97	69	-	85	-	N (Big Ten)
1/09/98	56	-	85	-	A

2/08/98	72	-	74	-	H
2/27/98	83	+	61	-	N (Big Ten)
12/30/98	62	+	60	-	A
2/18/99	85	+	46	-	H
1/02/00	50	-	62	-	A
1/27/00	64	+	50	-	H
1/04/01	60	-	62	-	A
3/01/01	52	+	48	-	N (Big Ten)
1/17/02	49	-	64	-	H
2/28/02	89	+	82	-	N (2 OT) (Big Ten)
1/09/03	70	+	65	-	H
2/13/03	64	-	65	-	A
3/07/03	71	+	55	-	N (Big Ten)
1/15/04	47	-	55	-	H
2/15/04	72	+	53	-	A
1/06/05	68	+	54	-	H
2/20/05	64	-	66	-	A
1/22/06	67	+	65	-	A
2/20/06	69	+	38	-	H
3/5/06	68	+	64	-	N (Big Ten)
2/18/07	59	-	62	-	H
12/30/07	53	-	60	-	A
1/4/09	67	+	49	-	H
2/8/09	46	-	52	-	A
1/9/10	65	+	62	-	A
2/21/10	68	-	71	-	H (OT)
1/16/11	67	+	53	-	H
2/24/11	54	+	53	-	A
3/5/11	72	+	57	-	N (Big Ten)
1/15/12	64	+	56	-	H

MINNESOTA 52-12

2/06/76	66	+	34	-	N (Big Ten)
2/12/78	77	+	62	-	N (Big Ten)
2/10/79	83	+	75	-	N (Big Ten)
1/03/81	60	-	71	-	A
2/13/81	48	-	65	-	N (Big Ten)
2/12/82	68	-	66	-	N (Big Ten)
2/06/83	56	-	68	-	A
2/11/83	79	+	48	-	H
2/05/84	106	+	79	-	H
2/10/84	80	+	63	-	A
2/01/85	64	+	58	-	A
3/03/85	85	+	72	-	H
1/31/86	95	+	65	-	H
3/02/86	77	+	70	-	A
1/23/87	79	+	53	-	H
2/22/87	82	+	76	-	A
1/29/88	91	+	59	-	A
2/28/88	88	+	48	-	H
1/27/89	106	+	82	-	A
2/24/89	103	+	71	-	H
1/26/90	64	+	58	-	H
2/25/90	86	+	72	-	A
1/18/91	78	+	64	-	H
2/17/91	64	+	52	-	A
1/17/92	75	-	83	-	A
2/16/92	65	+	56	-	H
3/04/93	95	+	76	-	H
3/04/94	85	+	66	-	A
1/13/95	82	+	57	-	H
2/12/95	93	+	73	-	A
1/12/96	117	+	64	-	A
2/11/96	94	+	68	-	H
3/02/96	78	+	64	-	N (Big Ten)
1/17/97	84	+	61	-	H
2/02/97	64	-	66	-	A
1/16/98	73	+	60	-	A
2/01/98	71	+	53	-	H
1/24/99	68	+	42	-	H
1/06/00	59	+	50	-	A
2/08/01	64	+	52	-	H
2/15/01	72	+	65	-	A (OT)
1/25/02	70	+	66	-	H
2/07/02	64	-	79	-	A
2/06/03	66	+	58	-	H

SERIES RECORDS VS. OPPONENTS

2/16/03 50 - 73 - A
2/12/04 75 + 57 - H
2/26/04 76 + 62 - A
3/5/04 58 + 50 - N (Big Ten)
2/17/05 65 + 53 - H
3/06/05 63 - 66 - N (OT) (Big Ten)
1/24/08 70 - 79 - A
2/3/08 76 + 62 - H
2/16/06 76 + 55 - A
1/4/07 75 + 62 - H
2/8/07 70 + 67 - A
1/24/08 70 - 79 - A
2/3/08 76 + 62 - H
1/15/09 56 - 59 - H
2/19/09 73 + 62 - A
1/28/10 81 + 58 - H
2/14/10 64 + 59 - A
2/13/11 83 + 76 - A
1/29/12 65 - 76 - A
2/23/12 81 + 58 - H

MISSISSIPPI 2-2

12/16/78 72 - 87 - N
3/18/84 55 - 77 - H (Graham Classic)
12/2/07 69 + 55 - H
12/13/10 79 + 77 - A

MISSISSIPPI STATE 1-1

3/23/09 64 + 58 - N (NCAA)
3/23/10 67 - 87 - N (NCAA)

MISSISSIPPI UNIV. FOR WOMEN 0-3

12/18/76 65 - 71 - A
12/15/77 53 - 55 - A
12/17/78 68 - 79 - A

MISSOURI 0-2

3/18/78 69 - 79 - N (AIAW)
12/14/79 59 - 95 - A (Mid-America Classic)

MONTANA 1-0

11/26/06 83 + 43 - H (Buckeye Classic)

MONTCLAIR STATE 0-1

12/18/80 70 - 92 - A

MOREHEAD STATE 2-0

1/19/82 66 + 44 - H
11/26/83 64 + 39 - A

MORRIS HARVEY (NOW CHARLESTON) 1-0

3/06/75 72 + 57 - N (MAIAW)

MOUNT ST. JOSEPH 0-0

/ /69 69 + 35 -
2/28/74 69 + 30 - N
2/17/76 65 + 50 - A
3/05/76 84 + 41 - N (OAIWSW)

MUSKINGUM 2-0

3/06/65 33 + 19 -
/ /66 46 + 41 -

NEBRASKA 4-4

12/2/90 54 - 63 - H (Buckeye Classic)
12/12/03 55 - 60 - A
12/11/04 86 + 61 - H
12/22/07 86 + 74 - H
12/6/08 69 + 65 - A
1/19/12 82 + 68 - H
2/26/12 57 - 71 - A
3/3/12 62 - 77 - N (Big Ten)

NEVADA-LAS VEGAS 2-0

12/13/84 72 + 58 - A
12/28/85 87 + 74 - H

NEW MEXICO 1-0

3/28/01 62 + 61 - A (WNIT)

NICHOLS 1-0

11/26/06 94 + 35 - H

NORTH CAROLINA 3-3

2/27/76 56 + 50 - H
2/05/77 85 + 68 - A
2/04/78 80 + 66 - H
12/31/78 74 - 76 - A
12/18/80 67 - 75 - A (Carolina Classic)
12/3/08 63 - 72 - A (ACC/Big Ten)

NORTH CAROLINA STATE 0-1

12/20/86 65 - 70 - H (Buckeye Classic)

NORTH TEXAS STATE 0-1

12/16/77 54 - 59 - N (Miss. University)

NORTHEASTERN 1-1

/ /69 63 - 67 - A (NIT)
12/03/89 69 + 50 - H

NORTHERN ILLINOIS 2-0

1/05/87 86 + 66 - H
12/01/87 89 + 73 - A

NORTHERN KENTUCKY 2-0

2/21/78 85 + 56 - H
12/19/80 85 + 56 - N (Carolina Classic)

NORTHWESTERN 38-17

3/07/80 49 - 62 - N (MAIAW)
2/13/82 69 + 68 - N (Big Ten)
1/30/83 89 + 59 - N
2/18/83 70 - 88 - A
1/29/84 90 + 76 - A
2/17/84 84 + 71 - H
1/13/85 80 + 58 - A
2/08/85 87 + 67 - H
1/12/86 82 + 70 - H
2/07/86 73 + 71 - A (OT)
1/16/87 80 + 66 - A
2/15/87 89 + 62 - H
1/22/88 63 + 50 - H
2/21/88 82 + 64 - A
1/06/89 85 + 68 - H
3/11/89 79 + 70 - A
1/05/90 57 - 64 - A
3/10/90 78 - 84 - H
2/01/91 65 - 85 - H
3/03/91 55 - 71 - A
1/10/92 85 + 67 - H
3/14/92 66 - 84 - A
3/11/93 76 + 66 - A
3/10/94 70 - 79 - H
1/15/95 70 - 73 - H
2/10/95 52 - 65 - A
1/14/96 75 - 78 - A
2/09/96 105 + 68 - H
1/12/97 83 - 96 - A
2/7/97 62 - 74 - H
1/11/98 81 + 64 - H
2/06/98 60 - 76 - A
1/17/99 41 - 48 - A
2/13/00 61 + 35 - H
1/07/01 66 + 61 - A
2/21/01 61 + 41 - H
1/06/02 77 + 51 - H
2/17/02 87 + 69 - A
12/31/02 82 + 49 - H

1/19/03 63 + 42 - A

1/11/04 77 + 35 - A

2/19/04 57 + 46 - H

1/23/05 71 + 59 - A

1/5/06 82 + 54 - A

1/14/07 70 + 42 - H

2/10/07 66 + 42 - A

1/13/08 77 + 55 - A

3/2/08 74 + 50 - H

12/31/08 68 + 59 - A

2/15/09 81 + 55 - H

1/31/09 86 + 60 - A

2/25/10 78 + 47 - H

1/13/11 53 - 64 - A

2/6/11 68 - 74 - H

1/12/12 82 + 72 - H

NOTRE DAME 1-1

1/4/97 74 + 67 - H

11/20/04 62 - 66 - A

OAKLAND 1-0

3/19/06 68 + 45 - N (NCAA First Round)

OHIO 23-0

/ /65 51 + 32
/ /66 39 + 29
2/4/67 60 + 41
2/3/68 71 + 45
2/1/69 53 + 29
1/31/70 60 + 24
1/30/71 52 + 32
1/29/72 53 + 35
/ /72 59 + 32
1/27/73 53 + 35 - A
1/22/74 50 + 31 - H
3/ /74 66 + 40 - N (OAIWSW)
1/21/75 66 + 33 - A
1/20/76 73 + 53 - H
1/31/77 92 + 52 - A
2/28/80 81 + 51 - H (OAIWSW)
1/2/84 89 + 62 - H
12/17/94 79 + 52 - H (Buckeye Classic)
12/19/95 91 + 73 - H
11/18/01 85 + 60 - H
12/13/02 64 + 36 - A
11/21/03 83 + 50 - H
12/01/04 107 + 37 - A

OHIO DOMINICAN 1-0

2/27/73 47 + 28 - H

OHIO NORTHERN 1-0

3/2/73 53 + 21 - N

OHIO WESLEYAN 1-0

2/27/75 91 + 32 - N (OAIWSW)

OKLAHOMA 4-0

1/9/06 75 + 71 - H
12/20/06 74 + 67 - A
12/5/10 95 + 84 - H
12/4/11 69 + 63 - A

OKLAHOMA STATE 1-0

11/22/09 93 + 62 - H (WNIT)

OLD DOMINION 0-3

1/26/79 48 - 72 -

2/16/80 56 - 85 - A

3/23/85 68 - 72 - A (NCAA)

OREGON 2-1

12/18/81 60 - 68 - N (Giusti Tourney)

3/14/87 76 + 62 - A (NCAA)

12/18/04 73 + 58 - A

PACIFIC 0-1

12/10/94 67 - 74 - A (Kona Classic)

PENNSYLVANIA 3-0

12/29/93 82 + 63 - N (Gator Classic)
12/21/03 95 - 54 - H (Buckeye Classic)
12/13/04 70 + 57 - A

PENN STATE 22-31

1/8/76 76 - 79 - A (PSU Invite)
1/6/77 58 - 68 - A (PSU Invite)
1/2/81 66 - 78 - H
12/21/82 62 - 78 - A
12/2/84 66 + 59 - H
3/21/85 81 + 78 - N (NCAA)
12/1/85 55 - 59 - A
12/30/89 78 - 93 - H
12/8/90 64 - 118 - A
12/8/91 73 - 79 - H (Buckeye Classic)
1/26/92 63 - 92 - A
1/27/93 97 - 80 - A
2/24/93 73 + 71 - H
1/25/94 66 - 74 - H
2/25/94 74 - 96 - A
12/28/94 78 + 63 - H
2/26/95 70 - 83 - A
3/6/95 63 - 68 - A (Big Ten)
12/28/95 72 - 76 - A
2/25/96 69 - 72 - H
3/4/96 70 - 84 - N (Big Ten)
1/26/97 66 - 83 - H
2/28/97 80 + 79 - N (Big Ten)
1/25/98 73 - 82 - A (OT)
12/28/98 72 + 54 - A
2/21/99 62 - 77 - H
1/20/00 62 - 73 - A
2/27/00 50 - 56 - H
3/3/00 48 - 64 - N (Big Ten)
12/31/00 63 - 66 - H
2/1/01 52 - 69 - A
12/30/01 70 + 65 - A
2/3/02 62 - 95 - H
3/1/02 55 - 70 - N (Big Ten)
1/30/03 53 - 68 - A
3/9/03 72 + 61 - N (Big Ten)
1/25/04 64 - 70 - H
12/30/04 69 - 62 - A
2/27/05 69 + 58 - H
12/29/05 74 + 53 - H
2/26/06 61 + 59 - A
3/3/06 64 + 46 - N (Big Ten)
1/11/07 63 + 61 - A
2/22/07 78 + 61 - H
3/4/07 73 + 71 - N (Big Ten)
1/28/08 89 + 53 - H
2/28/08 87 + 84 - A
3/1/09 74 + 63 - H
2/7/10 86 + 73 - A
1/30/11 71 - 80 - A
2/17/11 89 + 67 - H
3/6/11 84 + 70 - N (Big Ten)
2/20/12 66 - 84 - A

PITTSBURGH 10-2

2/22/75 57 + 53 - H
1/12/76 50 - 56 - A
12/17/76 65 + 59 - N (MUW)
1/17/77 93 + 67 - H
12/10/77 58 + 53 - A
12/20/80 58 - 65 - N (Carolina Classic)
2/20/82 71 + 55 - H
12/10/83 83 + 75 - A
12/1/90 84 + 71 - H (Buckeye Classic)
11/15/95 85 + 50 - H (WNIT)
12/18/97 66 + 54 - A
12/2/98 75 + 40 - H

SERIES RECORDS VS. OPPONENTS

PORTLAND STATE 1-0

12/16/81 88 + 62 - A (Giusti Tourney)

PRINCETON 1-0

12/21/79 87 + 58 - A (PSU Invite)

PROVIDENCE 3-0

12/29/87 85 + 67 - N (N.C. State Classic)

11/22/96 83 + 78 - A

12/3/95 99 + 77 - A

PURDUE 40-26

2/7/76 61 + 28 - N (Big Ten)

2/11/77 83 + 38 - A (Big Ten)

1/26/81 72 + 69 - A

1/23/82 70 + 52 - H

1/14/83 89 + 43 - H

3/6/83 91 + 68 - A

1/13/84 83 + 60 - A

3/4/84 93 + 58 - H

1/27/85 96 + 70 - H

2/22/85 81 + 63 - A

1/26/86 71 + 59 - A

2/21/86 78 + 50 - H

1/30/87 81 + 64 - A

3/1/87 97 + 86 - H

2/5/88 73 + 48 - H

3/6/88 70 + 59 - A

1/20/89 78 + 72 - H

2/17/89 59 + 56 - A

1/19/90 82 + 68 - A

2/18/90 84 + 80 - H (OT)

1/3/91 45 - 105 - A

3/9/91 80 - 81 - H

2/7/92 69 - 84 - A

3/8/92 76 - 89 - H

1/15/93 84 + 78 - A

2/14/93 72 + 61 - H

1/14/94 52 - 76 - H

2/13/94 64 - 85 - A

12/31/94 71 + 68 - A

2/24/95 55 - 58 - H

3/4/95 72 + 59 - N (Big Ten)

12/31/95 77 + 70 - H

2/23/96 68 - 97 - A

1/23/97 63 - 76 - H

1/23/98 54 - 66 - A

1/26/99 56 - 64 - H

2/14/99 58 - 88 - A

2/28/99 59 - 72 - N (Big Ten)

1/13/00 53 + 51 - H

2/3/00 52 - 75 - A

2/11/01 71 - 74 - H (2OT)

3/2/01 61 - 81 - N (Big Ten)

1/13/02 43 - 80 - A

2/2/03 62 - 67 - A

2/23/03 56 + 51 - H

3/10/03 65 - 67 - N (Big Ten)

1/22/04 68 - 74 - H

2/8/04 54 - 57 - A

3/7/04 61 - 67 - N (Big Ten)

1/02/05 63 + 50 - H

2/24/05 57 + 51 - A

1/1/06 59 - 61 - A

2/23/06 67 + 58 - H

3/6/06 63 + 60 - N (Big Ten)

1/29/07 64 + 55 - A

3/5/07 52 - 64 - N (Big Ten)

2/7/08 67 - 68 - A

2/18/08 72 + 56 - H

1/25/09 71 + 60 - A

2/5/09 59 + 47 - H

3/8/09 67 + 66 - N (Big Ten)

1/25/10 61 - 63 - A

2/11/10 75 + 45 - H

2/10/11 90 + 67 - H

2/20/11 76 + 74 - A

2/12/12 80 + 71 - H

QUEENS 2-0

1/13/79 84 + 70 - A

12/15/79 73 + 63 - N (Mid-America Classic)

RHODE ISLAND 1-0

11/22/01 95 + 60 - N (Alaska Shootout)

RUTGERS 4-4

1/11/88 75 + 60 - H

11/26/88 68 - 88 - A

3/21/93 91 + 60 - H (NCAA)

12/5/98 61 + 58 - A

12/1/99 35 - 46 - H

1/4/04 53 - 56 - A

1/16/05 52 + 50 - H

3/27/05 58 - 64 - N (NCAA)

ST. BONAVENTURE 1-0

11/16/97 71 + 60 - H

ST. JOSEPH'S 1-0

11/14/04 76 + 29 - H

ST. JOHN'S 2-0

12/22/79 74 + 66 - N (PSU Invite)

12/20/03 67 + 53 - H (Buckeye Classic)

ST. MARY'S (CALIF.) 1-0

12/12/98 70 + 52 - N (Hawaii Inv.)

ST. LOUIS 1-0

11/25/89 65 + 40 - N (Nebraska Tourney)

SACRAMENTO STATE 1-0

12/9/94 93 + 71 - A (Kona Classic)

SACRED HEART 4-0

11/27/99 98 + 66 - N (Harvard Inv.)

12/20/01 87 + 50 - H

12/20/05 84 + 40 - H

3/21/09 77 + 63 - N (NCAA)

SAINT FRANCIS (PA) 1-0

3/21/10 93 + 59 - N (NCAA)

SAINT PETER'S 1-0

12/12/99 75 + 36 - H

SAN FRANCISCO 0-1

12/1/96 62 - 73 - H

SETON HALL 1-1

11/29/00 76 + 38 - H

12/8/01 53 - 71 - A

SOUTHERN 2-0

11/19/07 79 + 38 - H

12/13/11 83 + 49 - H

SOUTH CAROLINA 2-1

1/9/79 56 + 52 - H

2/18/80 47 - 75 - A

1/8/81 69 + 62 - H

SOUTH CAROLINA-UPSTATE 1-0

12/14/10 87 + 55 - H

SOUTH FLORIDA 1-0

12/18/82 101 + 74 - N (Brahman Invite)

SOUTHERN CALIFORNIA 4-3

12/23/83 73 - 102 - A

1/8/86 81 - 83 - H (OT)

12/29/86 83 + 63 - N (Orange Bowl)

3/19/87 74 + 63 - N (NCAA)

12/18/87 81 - 85 - A

12/11/05 68 + 57 - A

11/19/06 77 + 58 - H

SOUTHERN CONNECTICUT 3-2

3/15/75 50 - 73 - N (AIAW)

1/7/76 42 - 54 - N (PSU Invite)

1/6/78 68 + 65 - N (PSU Invite)

1/6/79 79 + 69 - N (PSU Invite)

1/5/80 102 + 49 - N (PSU Invite)

SOUTHERN ILLINOIS 2-0

3/9/77 78 + 59 - N (MAIAW)

3/14/90 73 + 61 - H (NCAA)

SOUTHERN MISSISSIPPI 0-1

12/28/93 56 - 82 - N (Gator Classic)

SOUTHERN UTAH 1-0

12/20/11 88 + 50 - H

STANFORD 1-1

12/28/84 79 + 47 - H (Buckeye Classic)

3/28/09 66 - 84 - N (NCAA)

STEPHEN F. AUSTIN 0-1

12/16/83 78 - 84 - N (OT) (Dial Classic)

STONY BROOK 1-0

11/25/11 84 + 37 - H

SYRACUSE 9-1

2/27/82 68 + 64 - A

1/3/83 81 + 67 - H

12/8/84 76 + 53 - A

12/7/85 75 + 66 - H

3/20/88 116 + 75 - H (NCAA)

12/2/89 60 + 50 - H (Buckeye Classic)

12/30/92 84 + 55 - H

12/14/93 85 + 61 - A

11/19/08 78 + 71 - H

12/11/10 66 - 75 - A

TEMPLE 2-0

11/12/10 84 + 75 - A

11/18/11 70 + 66 - H

TENNESSEE 2-8

12/18/76 57 - 67 - N (Miss. University)

12/12/77 56 - 89 - A

12/12/78 74 - 88 - A

12/14/78 59 - 69 - N (Miss. University)

1/31/80 56 - 72 - H

12/17/81 83 + 82 - N (2OT) (Giusti Tourney)

12/29/90 69 - 85 - N (Hilton Head Shootout)

11/21/93 45 - 80 - N (Hall of Fame Classic)

3/18/96 65 - 97 - A (NCAA)

3/26/11 75 - 85 - N (NCAA)

TENNESSEE STATE 2-0

11/14/07 88 + 41 - H

11/13/11 78 + 51 - H

TENNESSEE TECH 0-2

2/23/80 66 - 78 - A

2/7/81 59 - 69 - H

TENNESSEE-MARTIN 1-0

12/20/99 75 + 36 - N (The LBSU Classic)

TEXAS 2-8

1/5/79 59 - 89 - N (PSU Invite)

1/4/80 58 - 87 - N (PSU Invite)

11/9/85 76 - 78 - H

12/6/86 78 - 99 - A (Texas Classic)

12/28/86 63 - 97 - N

1/2/88 88 + 58 - H

12/14/89 52 - 82 - A

3/18/90 66 - 95 - A (NCAA)

12/30/90 73 - 98 - A (Hilton Head Shootout)

1/5/03 70 + 66 - H

TEXAS SOUTHERN 1-0

12/13/98 80 + 32 - N (Hawaii Inv.)

TEXAS TECH 0-1

4/4/93 82 - 84 - N (NCAA)

TOLEDO 2-0

3/3/78 100 + 37 - N

12/1/81 74 + 59 - A

UCLA 5-3

12/30/88 63 + 46 - A

12/20/89 66 + 57 - H

12/18/91 58 - 72 - A

12/22/92 91 + 80 - H

12/21/00 79 + 57 - H

11/24/01 60 - 64 - A

12/30/03 56 - 71 - A

12/21/04 83 + 60 - H

UC SANTA BARBARA 1-1

11/29/01 50 - 70 - H

12/28/03 73 + 59 - A

UNC GREENSBORO 1-0

11/25/09 89 + 56 - H

UNC WILMINGTON 2-0

11/25/03 70 + 42 - H

11/28/10 88 + 69 - H

UTAH 1-0

12/20/85 82 + 65 - H (Buckeye Classic)

VALPARAISO 1-0

11/21/00 84 + 60 - N (Alaska Shootout)

VANDERBILT 1-1

1/10/93 67 - 70 - A

12/1/93 82 + 80 - H

VILLANOVA 0-1

SERIES RECORDS VS. OPPONENTS

WAYLAND BAPTIST 0-1

3/17/78 56 - 66 - N (AIAW)

WAYNE STATE 1-0

11/26/02 100 + 57 - H

WEBER STATE 1-0

3/23/03 66 + 44 - N (NCAA)

WEST GEORGIA 1-0

3/14/75 72 + 59 - N (AIAW)

WEST VIRGINIA 10-0

1/11/78 89 + 62 - A

3/9/78 81 + 58 - N (MAIAW)

1/23/79 74 + 50 - H

1/6/82 81 + 68 - A

11/29/83 77 + 52 - H

12/19/86 75 + 60 - H (Buckeye Classic)

12/16/97 80 + 74 - A

12/20/98 86 + 78 - H

3/20/04 73 + 67 - H (NCAA First Round)

11/19/09 92 + 69 - H (WNIT)

WESTERN ILLINOIS 3-0

3/9/74 70 + 46 - N (MAIAW)

11/27/06 75 + 36 - H

12/22/10 99 + 38 - H

WESTERN KENTUCKY 2-0

3/25/93 86 + 73 - N (NCAA)

3/20/01 70 + 71 - A (WNIT)

WESTERN MICHIGAN 7-1

2/1/74 50 + 43 - A

1/21/75 63 + 40 - H

1/24/76 46 - 50 - A

1/22/77 71 + 54 - H

12/9/78 71 + 58 - H

12/7/79 73 + 68 - A

12/6/80 71 + 37 - H

12/4/81 75 + 41 - A

WILLIAM PENN 0-1

1/11/77 60 - 63 - H

WISCONSIN 47-14

3/9/73 62 + 29 - N (MAIAW)

2/10/78 73 + 49 - N (Big Ten)

3/10/78 85 + 52 - N (MAIAW)

3/6/80 80 + 68 - N (MAIAW)

2/4/83 84 + 66 - A

2/13/83 75 + 61 - H

2/3/84 85 + 66 - H

2/12/84 70 - 79 - A

1/11/85 66 + 53 - A

2/10/85 62 + 48 - H

1/10/86 81 + 48 - H

2/9/86 85 + 50 - A

1/18/87 89 + 49 - A

2/13/87 97 + 62 - H

1/24/88 84 + 54 - H

2/19/88 87 + 70 - A

1/8/89 84 + 53 - H

3/8/89 77 + 61 - A

1/7/90 72 + 64 - A

3/8/90 78 + 57 - H

2/3/91 81 + 76 - H (OT)

3/1/91 77 - 92 - A

1/12/92 79 - 90 - H

3/11/92 78 + 72 - A

1/29/93 70 + 66 - A

2/26/93 95 + 58 - H

1/28/94 90 - 99 - H

2/27/94 70 - 73 - A

1/8/95 69 - 76 - A

2/17/95 76 - 81 - H

1/7/96 69 - 75 - H

2/16/96 67 - 79 - A

3/3/96 72 + 58 - N (Big Ten)

1/19/97 61 - 67 - A

1/18/98 66 + 54 - H

1/5/99 70 + 55 - H

2/12/99 79 - 83 - A (OT)

2/27/99 70 + 61 - N (Big Ten)

1/16/00 45 - 80 - H

1/23/00 59 - 79 - A

2/25/01 62 - 81 - A

2/24/02 82 + 55 - H

1/16/03 57 + 42 - A

2/9/03 63 + 40 - H

1/2/04 65 + 46 - H

2/29/04 72 + 56 - A

1/27/05 86 + 67 - A

3/04/05 70 + 46 - N (Big Ten)

1/26/06 73 + 46 - H

1/18/07 74 + 51 - A

2/15/07 83 + 57 - H

1/20/08 79 + 74 - H

2/10/08 80 + 77 - A

1/8/09 55 + 42 - A

2/26/09 75 + 53 - H

12/6/09 70 + 55 - H

2/18/10 83 + 78 - A

3/6/10 82 + 73 - N (Big Ten)

2/27/11 80 + 47 - H

12/30/11 77 + 61 - A

2/6/12 72 + 58 - H

WISCONSIN-GREEN BAY 1-1

12/10/00 59 + 46 - H

12/7/02 64 - 74 - A

WISCONSIN-LACROSSE 1-0

3/7/75 65 + 46 - N (MAIAW)

WISCONSIN-OSHKOSH 1-0

3/8/73 62 + 29 - N (MAIAW)

WITTENBERG 1-0

3/2/72 47 + 28 - (OASIW)

WRIGHT STATE 3-0

12/18/03 88 + 45 - H

2/7/06 79 + 48 - H

12/15/09 84 + 47 - H

WOOSTER 3-0

3/2/72 53 + 44 - (OASIW)

3/ /74 60 + 41 - A (OASIW)

2/28/75 80 + 42 - N (OASIW)

XAVIER 3-1

12/6/97 90 + 70 - H

11/28/97 77 + 63 - A

11/23/98 63 - 68 - H

12/15/01 96 + 68 - H

YALE 1-0

11/27/04 80 + 43 - H

YOUNGSTOWN STATE 3-0

3/3/79 62 + 56 - N (OASIW)

12/20/02 76 + 45 - H

12/19/07 84 + 50 - A



VALUE CITY ARENA RECORDS

OHIO STATE TEAM RECORDS

Points:	102	Long Beach State	12-3-00
FG Made:	42	Howard	12-17-06
FG Att:	76	High Point	11-23-99
FG Pct.:	.720 (36/50)	Wright State	12-18-03
3-Pt. FGM:	14	IUPUI	12-1-03
3-Pt. FGA:	27	Ole Miss	12-2-07
3-Pt. FG Pct.:	.800 (8/10)	Alabama A&M	12-16-06
FT Made:	29	West Virginia	12-20-98
FT Att.:	41	Minnesota	1-14-99
FT Pct.:	.923 (12/13)	Minnesota	1-25-02
Rebounds:	58	S. Carolina-Upstate	12-14-10
Assists:	33	Howard	12-17-06
Steals:	23	Akron	12-19-00
Blocks:	12	Nebraska	1-19-12
	12	Wisconsin	2-6-12
Turnovers:	31	Wisconsin	1-16-00
Fouls:	31	West Virginia	12-20-98

OPPONENT TEAM RECORDS

Points:	95	Penn State	2-3-02
FG Made:	36	Penn State	2-3-02
FG Att.:	78	Iowa	1-3-02
FG Pct.:	.680 (34/50)	Kentucky	11-19-98
3-Pt. FGM:	12	Wisconsin	2-6-12
3-Pt. FGA:	33	Iowa	1-3-02
3-Pt. FG Pct.:	.800 (8/10)	Indiana	1-31-02
FT Made:	29	Penn State	2-21-99
FT Att.:	42	Penn State	2-21-99
FT Pct.:	1.000 (11/11)	Eastern Michigan	12-10-01
	1.000 (10/10)	Ohio	11-21-03
	1.000 (10/10)	Illinois	1-21-07
Rebounds:	53	Florida State	11-30-11
Assists:	22	Washington	12-3-06
Steals:	14	Wisconsin	1-16-00
	14	Xavier	11-23-98
Blocks:	9	Penn State	2-3-02
Turnovers:	40	Akron	12-19-00
Fouls	31	Ohio	11-21-03

RANKED TEAMS TO PLAY IN VALUE CITY ARENA

School	Rank	OSU Result	Date
Purdue	No. 16	W, 80-71	2-12-12
Nebraska	No. 20	W, 82-68	1-19-12
LSU	No. 20	W, 77-68	11-27-11
Penn State	No. 23	W, 89-67	2-17-11
Iowa	No. 18	W, 81-67	1-24-11
Michigan State	No. 9	W, 67-53	1-16-11
Oklahoma	No. 11	W, 95-84	12-5-10
North Carolina	No. 2/2	L, 63-72	12-3-08
Michigan State	No. 24/24	L, 62-59	2-18-07
Boston College	No. 22/NR	W, 80-72, 2ot	11-21-06
USC	No. 19/NR	W, 77-58	11-19-06
Purdue	No. 12/11	W, 67-58	2-23-06
Michigan State	No. 14/14	W, 69-38	2-20-06
Oklahoma	No. 16/16	W, 75-71	1-9-06
LSU	No. 3/3	L, 64-48	12-15-05
Penn State	No. 22/24	W, 69-58	2-27-05
Minnesota	No. 14/14	W, 65-53	2-17-05
Rutgers	No. 4/7	W, 52-50	1-16-05
Iowa	No. 21/22	W, 80-57	1-13-05
Michigan State	No. 6/6	W, 68-54	1-6-05
Purdue	No. 20/20	W, 63-50	1-2-05
UCLA	No. 17/20	W, 83-60	12-21-04
Arizona	No. 22/24	W, 78-45	11-17-04

OHIO STATE INDIVIDUAL VALUE CITY ARENA RECORDS

Category	No.	Player	Opponent	Date
Points	42	Samantha Prahalis	Minnesota	2-23-12
.....	35	Jessica Davenport	Minnesota	2-17-05
FG Made	15	Jessica Davenport	Minnesota	2-17-05
.....	15	Jantel Lavender	Illinois	1-22-09
.....	15	Samantha Prahalis	Minnesota	2-23-12
FG Attempts	27	Samantha Prahalis	Minnesota	2-23-12
.....	25	Samantha Prahalis	Iowa	1-2-12
FG Pct. (Min. 8 made)923 (12-13)	Jantel Lavender	Bethune-Cookman	1-2-11
.....	.923 (12-13)	Jantel Lavender	Delaware State	12-16-08
.....	.923 (12-13)	Jantel Lavender	UAB	11-17-09
3 Pt. FG Made	8	Caity Matter	IUPUI	12-1-03
3 Pt. FG Attempts	13	Caity Matter	Youngstown State	12-20-02
3 Pt. FG Pct. (Min. 4 made)	1.000 (4-4)	Ashley Allen	IUPUI	12-1-03
.....	1.000 (4-4)	Ashlee Trebilcock	Wisconsin	2-15-07
.....	1.000 (4-4)	Marscilla Packer	Alabama A&M	12-16-06
FT Made	13	Jessica Davenport	Penn State	2-27-05
FT Attempts	16	Jessica Davenport	Indiana	2-1-04
FT Pct. (Min 10 made)	1.000 (13-13)	Jessica Davenport	Penn State	2-27-05
.....	1.000 (12-12)	Taylor Hill	LSU	11-27-11
Rebounds	22	Jantel Lavender	Indiana	1-5-11
Assists	17	Jamie Lewis	James Madison (WNIT)	3-25-01
Steals	8	Kim Wilburn	Canisius	12-22-05
Blocks	6	Jessica Davenport	Penn State	2-27-05
.....	6	Ashley Adams	Tennessee State	11-13-11

OPPONENT INDIVIDUAL VALUE CITY ARENA RECORDS

Points	34	Aaryn Ellenberg	Oklahoma	12-5-10
FG Made.....	13	Aaryn Ellenberg	Oklahoma	12-5-10
.....	13	Tanisha Wright	Penn State	2-27-05
FG Attempts	29	Tanisha Wright	Penn State	2-27-05
FG Pct. (min 5 made)	1.000 (6-6)	Kim Roach	S. Carolina-Upstate	12-14-10
3 Pt. FG Made (min. 3 made)	7	Kindyll Dorsey	Boston College	11-21-06
3 Pt. FG Attempts	14	Lindsey Meder	Iowa	1-3-02
3 Pt. FG Pct. (4 made)	1.000 (4-4)	Alison Dixon	Boston	12-14-99
.....	1.000 (4-4)	Jamie Printy	Iowa	2-4-10
FT Made	13	Natalie Martinez	Kentucky	11-19-98
.....	13	Brittany Orban	Northwestern	2-15-09
FT Attempts	18	Natalie Martinez	Kentucky	11-19-98
FT Pct. (min. 10 made)	1.000 (13-13)	Brittany Orban	Northwestern	2-15-09
Rebounds	17	Audra Cook	Cleveland State	12-9-99
Assists	11	Sarah Marshall	Boston College	11-21-06
.....	11	Emily Florence	Washington	12-3-06
Steals	8	Tamara Moore	Wisconsin	1-16-00
Blocks	5	Allyssa DeHaan	Michigan State	2-18-07
.....	5	Kim Bell	Minnesota	1-24-99
.....	5	Jenna Smith	Illinois	1-17-08

School	Rank	OSU Result	Date	School	Rank	OSU Result	Date
Minnesota	No. 10/10	W, 75-57	2-12-04	Penn State	No. 11	L, 66-63	12-31-00
Penn State	No. 7/8	L, 70-64	1-25-04	Penn State	No. 6	L, 56-50	2-27-00
Purdue	No. 7/8	L, 74-68	1-22-04	Purdue	No. 18	W, 53-51	1-13-00
Michigan State	No. 23/25	L, 55-47	1-15-04	Illinois	No. 17	L, 73-57	12-30-00
Purdue	No. 10/11	W, 56-51	2-23-03	Rutgers	No. 7	L, 46-35	12-1-99
Minnesota	No. 15/16	W, 66-58	2-06-03	Penn State	No. 16	L, 77-62	2-21-99
Arizona	No. 19/24	W, 84-65	12-15-02	Purdue	No. 2	L, 64-56	1-26-99
Wisconsin	No. 25	W, 82-55	2-24-02	*Colorado State participated in the Women's Sports Foundation Tournament but did not play Ohio State.			
Minnesota	No. 22	W, 70-66	1-25-02				
Colorado State*	No. 16	N/A*	12-14-02				
Colorado State*	No. 16	N/A*	12-15-02				
Purdue	No. 5	L, 74-71 (2OT)	2-11-01				

ATTENDANCE RECORDS



SEASON-BY-SEASON HOME ATTENDANCE FIGURES

Season	Arena	Home Total	Home Games	Average	Big Ten Total	Big Ten Games	Average	Top Crowd	Opponent
2011-12	Value City Arena	69,650	19	3,666	37,645	8	4,796	8,422	Purdue
2010-11	Value City Arena	59,719	16	3,732	34,630	8	4,329	7,808	Michigan State
2009-10*^	Value City Arena	76,437	20	3,822	47,875	9	5,319	11,827	Michigan State
2008-09*^	Value City Arena	63,171	18	3,510	39,100	9	4,344	5,686	Penn State
2007-08*^	Value City Arena	66,746	17	4,671	42,039	9	4,671	7,001	Minnesota
2006-07*^	Value City Arena	85,011	17	4,321	73,446	8	5,001	10,141	Michigan State
2005-06*^	Value City Arena	89,431	17	6,874	54,996	8	5,261	11,622	Illinois
2004-05*^	Value City Arena	87,425	17	4,965	39,720	8	7,259	17,525&	Penn State
2003-04*^	Value City Arena	62,762	17	3,692	31,929	8	3,991	8,649%	Boston College
2002-03*^	Value City Arena	49,134	14	3,510	35,136	8	4,392	7,003	Purdue
2001-02	Value City Arena	101,688	15	6,779	57,642	8	7,205	8,294	Michigan
2000-01	Value City Arena	106,354	17	6,256	62,138	8	7,767	11,467	Purdue
1999-00	Value City Arena	101,876	14	7,277	62,578	8	7,822	8,590	Penn State
1998-99	Value City Arena	98,639	13	7,588	64,082	8	8,010	11,088	Penn State
1997-98	St. John Arena	44,589	12	3,716	34,791	8	4,348	6,981	Michigan
1996-97	St. John Arena	62,716	14	4,480	40,752	8	5,094	7,466	Penn State
1995-96	St. John Arena	78,150	15	5,210	52,547	8	6,568	9,583	Penn State
1994-95	St. John Arena	82,192	13	6,322	58,420	8	7,303	8,880	Illinois
1993-94	St. John Arena	100,936	12	8,411	80,777	9	8,975	13,276	Iowa@
1992-93	St. John Arena	98,328	16	6,146	65,378	9	7,264	13,276	Iowa@
1991-92	St. John Arena	41,920	15	2,795	31,354	9	3,484	8,211	Iowa
1990-91	St. John Arena	44,752	14	3,197	32,800	9	3,644	10,216	Iowa
1989-90	St. John Arena	56,239	15	3,749	39,027	9	4,336	11,301	Iowa
1988-89	St. John Arena	58,138	14	4,153	43,906	9	4,878	10,461	Iowa
1987-88	St. John Arena	69,727	15	4,648	45,173	9	5,019	13,320	Iowa@
1986-87	St. John Arena	45,172	12	3,764	37,881	9	4,209	9,509	Iowa
1985-86	St. John Arena	51,108	17	3,006	25,268	9	2,807	10,184	USC
1984-85	St. John Arena	30,129	16	1,883	18,804	9	2,089	9,729	Iowa
1983-84	St. John Arena	20,327	15	1,355	10,622	9	1,180	2,664	Clemson
1982-83	St. John Arena	15,618	14	1,116	11,980	9	1,331	2,512	Mich. St.
1981-82	St. John Arena	5,964	12	497	2,814	4	704	1,137	Indiana

*Ohio State does not include seat licenses, but people are included if they attend the game.

^Buckeyes played two home games at St. John Arena; In 2002-03, the two-game St. John Arena total attendance was 6,981; In 2003-04, two regular season (4,425) and two NCAA games (16,808) were played in St. John Arena for a total four-game attendance of 21,233; In 2004-05, three regular season home games were played at St. John Arena for a total of 4,979 and average of 1,660; In 2005-06 two regular season home games were played at SJA (6,136); In 2006-07, two regular season home games were played at SJA (7,651). In 2007-08 two regular-season games were played at SJA (5,820). In 2008-09, two games were played in St. John Arena (4,569) and one at Nationwide Arena (1,756); In 2009-10 three games were played at SJA (7,403).

@Sellout; %St. John Arena; & Big Ten Record

ATTENDANCE RECORDS

TOP VALUE CITY ARENA HOME CROWDS

	Attendance	Opponent	Date	Score
1.	17,525	Penn State	Feb. 27, 2005	OSU 69, PSU 58
2.	11,827	Michigan State	Feb. 21, 2010	MSU 71, OSU 68 (OT)
3.	11,622	Illinois	Jan. 29, 2006	OSU 75, ILL 49
4.	11,467	Purdue	Feb. 14, 2001	OSU 71, PUR 74 (2OT)
5.	11,088	Penn State	Feb. 21, 1999	OSU 62, PSU 77
6.	10,434	Indiana	Feb. 6, 2005	OSU 78, IU 46
7.	10,392	Michigan	Jan. 21, 2001	OSU 63, MICH 76
8.	10,141	Michigan State	Feb. 18, 2007	MSU 62, OSU 59
9.	9,799	Iowa	Feb. 4, 2007	OSU 84, Iowa 49
10.	9,117	Minnesota	Jan. 24, 1999	OSU 68, MINN 42
11.	8,877	Purdue	Jan. 26, 1999	OSU 56, PUR 64
12.	8,590	Penn State	Feb. 27, 2000	OSU 50, PSU 56
13.	8,499	LSU	Dec. 15, 2005	LSU 64, OSU 48
14.	8,439	Wisconsin	Jan. 16, 2000	OSU 45, UW 80
15.	8,422	Purdue	Feb. 12, 2012	OSU 80, PUR 71
16.	8,294	Michigan	Feb. 10, 2002	OSU 88, MICH 75
17.	8,293	West Virginia	Dec. 20, 1998	OSU 86, WVU 78
18.	8,193	Michigan	Feb. 6, 2000	OSU 61, MICH 65
	8,193	Penn State	Feb. 3, 2002	OSU 62, PSU 95
20.	8,145	Rutgers	Jan. 16, 2005	OSU 52, RU 50

TOP 10 ST. JOHN ARENA CROWDS

	Attend.	Opp.	Date	Result
1.	*13,320	Iowa	Feb. 26, 1988	Ohio State 58, Iowa 54
2.	*13,276	Iowa	Feb. 4, 1994	Iowa 64, Ohio State 61
	*13,276	Iowa	March 7, 1993	Ohio State 72, Iowa 60
4.	12,003	Michigan	Feb. 20, 1994	Ohio State 80, Michigan 73
5.	**12,000	Rutgers	March 21, 1993	Ohio State 91, Rutgers 60
6.	11,301	Iowa	Jan. 28, 1990	Iowa 71, Ohio State 48
7.	10,461	Iowa	Feb. 21, 1989	Ohio State 66, Iowa 57
8.	10,452	Indiana	Jan. 16, 1994	Ohio State 92, Indiana 65
9.	10,216	Iowa	Jan. 20, 1991	Iowa 88, Ohio State 68
10.	10,184	S. Cal	Jan. 8, 1986	Southern Cal 83, Ohio State 81 (OT)

*Sellout

**Sellout based on total tickets allotted

OHIO STATE TOP HOME CROWDS

	Attendance	Opponent	Date	Score
1.	17,525	Penn State	Feb. 27, 2005	OSU 69, PSU 58
2.	*13,320	Iowa	Feb. 26, 1988	OSU 58, UI 54
3.	*13,276	Iowa	Feb. 4, 1994	OSU 61, UI 64
4.	*13,276	Iowa	March 7, 1993	OSU 72, UI 60
5.	12,003	Michigan	Feb. 20, 1994	OSU 80, UM 73
6.	**12,000	Rutgers	March 21, 1993	OSU 91, RU 60
7.	11,827	Michigan State	Feb. 21, 2010	MSU 71, OSU 68 (OT)
8.	11,622	Illinois	Jan. 29, 2006	OSU 75, ILL 49
9.	11,467	Purdue	Feb. 11, 2001	OSU 71, PU 74 (2OT)
10.	11,301	Iowa	Jan. 28, 1990	OSU 48, UI 71
11.	11,088	Penn State	Feb. 21, 1999	OSU 62, PSU 77
12.	10,461	Iowa	Feb. 21, 1989	OSU 66, UI 57
13.	10,452	Indiana	Jan. 16, 1994	OSU 92, IU 65
14.	10,434	Indiana	Feb. 6, 2005	OSU 78, IU 46
15.	10,392	Michigan	Jan. 21, 2001	OSU 63, MICH 76
16.	10,216	Iowa	Jan. 20, 1991	Iowa 88, Ohio State 68
17.	10,184	USC	Jan. 8, 1986	USC 83, Ohio State 81(OT)
18.	10,141	Michigan State	Feb. 18, 2007	MSU 62, OSU 59

*Sellout

**Sellout based on total tickets allotted

Games in Value City Arena denoted in italics.



ALL-TIME HOME RECORDS

ALL-TIME UNDEFEATED HOME SEASONS

Season	Home Record
2011-12	19-0
2004-05	17-0
2002-03	14-0
1992-93	16-0*
1987-88	15-0*
1982-83	14-0
1977-78	7-0
1975-76	9-0
1972-72	3-0
1966-67	1-0

*Including an NCAA tournament second round win in Columbus.

ALL-TIME HOME RECORDS*

YEAR	HOME W-L	BIG TEN W-L	ARENA
1971-72	3-1		Pomerene Hall
1972-73	3-0		Pomerene Hall
1973-74	6-1		Pomerene Hall
1974-75	5-1		St. John Arena
1975-76	9-0		St. John Arena
1976-77	3-2		St. John Arena
1977-78	7-0		St. John Arena
1978-79	8-2		St. John Arena
1979-80	8-3		St. John Arena
1980-81	4-5		St. John Arena
1981-82	10-2		St. John Arena
1982-83	14-0	9-0**	St. John Arena
1983-84	12-3	9-0	St. John Arena
1984-85	15-1	9-0	St. John Arena
1985-86	14-3	9-0	St. John Arena
1986-87	11-1	9-0	St. John Arena
1987-88	15-0	9-0	St. John Arena
1988-89	13-1	9-0	St. John Arena
1989-90	12-3	7-2	St. John Arena
1990-91	8-6	5-4	St. John Arena
1991-92	10-5	6-3	St. John Arena
1992-93	16-0	9-0	St. John Arena
1993-94	6-6	3-6	St. John Arena
1994-95	8-5	4-4	St. John Arena
1995-96	12-3	5-3	St. John Arena
1996-97	7-7	2-6	St. John Arena
1997-98	8-4	5-3	St. John Arena
1998-99	9-4	6-2	Value City Arena
1999-00	9-5	4-4	Value City Arena
2000-01	12-5	3-5	Value City Arena
2001-02	9-6	5-3	Value City Arena
2002-03	12-0	8-0	Value City Arena
	2-0	1-0	St. John Arena
2003-04	10-3	4-3	Value City Arena
	3-1	1-0	St. John Arena
2004-05	14-0	8-0	Value City Arena
	3-0	--	St. John Arena
2005-06	14-1	8-0	Value City Arena
	2-0	--	St. John Arena
2006-07	14-1	7-1	Value City Arena
	2-0	--	St. John Arena
2007-08	15-0	9-0	Value City Arena
	1-1	--	St. John Arena
2008-09	13-2	8-1	Value City Arena
	2-0	--	St. John Arena
	1-0	--	Nationwide Arena
2009-10	16-1	8-1	Value City Arena
	3-0	--	St. John Arena
2010-11	11-3	5-2	Value City Arena
	1-0	--	St. John Arena
	1-0	1-0	Nationwide Arena
2011-12	19-0	8-0	Value City Arena

*Ohio State intercollegiate basketball began in 1965-66, but accurate home records began in 1971-72; **Big Ten League play began officially in 1982-83.



ALL-TIME OSU HOME RECORD

1971-2012 41 years 445-98 (.819)*

*Ohio State basketball began in 1965-66, but accurate home records began in 1971-72

ALL-TIME OSU HOME BIG TEN RECORD

1982-2012 29 years 202-51 (.798)**

**Big Ten League play began officially in 1982-83

OVERALL POMERENE HALL

1971-1974 3 years 12-2 (.857)

OVERALL ST. JOHN ARENA

1974-1998[^] 26 years 254-65 (.795)

[^]Includes 2 games in SJA in 2002-03, 4 games in 2003-04; 3 games in 2004-05; 2 games in 2005-06, 2006-07, 2007-08, 2008-09 and 2009-10; and 1 game in 2010-11.

OVERALL ST. JOHN ARENA BIG TEN RECORD

1974-1998[^] 25 years 110-31 (.780)

[^]Includes 1 game in SJA during 2002-03 and 2003-04

OVERALL VALUE CITY ARENA

1998 - Present 13 years 177-31 (.850)

OVERALL VALUE CITY ARENA BIG TEN RECORD

1998 - Present 13 years 91-22 (.805)

FRANI WASHINGTON 1979 ALL-AMERICAN



When Frani Washington, Ohio State's first All-American, played women's basketball teams were not playing for Big Ten championships and berths in the NCAA tournament. There was a Big Ten tournament in 1979, but the conference did not sponsor a championship in the sport. Instead, the postseason consisted of the Ohio Association of Intercollegiate Sports for Women (OAIWS) and the Midwest Association of Intercollegiate Athletics for Women (MAIAW) tournaments.

Washington was the standout of the 1978-79 Ohio State squad that finished with a 19-11 record and advanced to the MAIAW tournament under head coach Mary Wilson. During that season, the Toledo, Ohio, native scored 711 points, an Ohio State single-season record she held until the 1995-96 season. Moreover, Washington's

39-point explosion against Tennessee on Dec. 12, 1978 stood atop the single game records for 16 years. Washington scored 30 or more points in five contests and 20 or more in 21 of the Buckeyes' 30 games, averaging 23.7 points per game.

The statistics show Washington was an all-around player. In addition to her scoring talent, the 5-foot-6 forward led the team in steals (81) and ranked second in assists (98) and rebounds (212) during the 1978-79 season. She was named an All-American in 1979.



CAREER STATISTICS

	GP-GS	FG-FGA	Pct.	FT-FTA	Pct.	REB	Avg.	HI	PF-D	PTS	Avg.	HI	A	S	BL
1977-78	30-25	161-308	.523	71-108	.657	217	7.2	17	68-0	393	13.1	28	NA	NA	NA
1978-79	30-30	309-573	.539	93-119	.782	212	7.1	17	90-0	711	23.7	39	98	81	7
1979-80	3-3	28-49	.571	13-16	.812	11	3.6	6	9-0	69	23.0	25	4	8	0
Totals	63-58	498-930	.535	177-243	.728	440	7.0	17	167-0	1173	18.6	39	102	89	7

TRACEY HALL 1987/88 ALL-AMERICAN



Tracey Hall, Ohio State's second basketball All-American, etched an impressive line of records during the first decade of women's NCAA intercollegiate competition.

The Big Ten's first two-time Kodak All-American (1987, 1988), Hall's impact on the conference was immediate. The talented forward captured Big Ten freshman of the year and second team All-Big Ten laurels in 1985. She went on to claim the conference's top honor, player of the year, in 1986 and '87, while being selected first team All-Big Ten in 1986, '87 and '88.

To gain a true sense of Hall's dominance, however, take a look in OSU's record book, where her impact has been long-lasting. The Cleveland Heights, Ohio, native ranks second on both the school's all-time scoring ledger with 1,912 points and the career field-goal percentage list (.600). She continues to own the all-time school records for rebounds (1,115) and ranks second in field goals made (807), fourth for games played (122), third in career steals (259) and fourth in blocks (109).

During the 1986-87 campaign she recorded a then-single-season mark for field goal percentage, connecting on 62 percent of her attempts. Hall also is the first and only Ohio State player

to collect more than 300 rebounds in a season.

On the way to amassing these records, Hall started every game of her collegiate career, scored double figures in 101 games, notched double-digit rebounding efforts in 50 contests and combined scoring and rebounding for 39 double-double performances from 1985-88.

With Hall's talent and leadership, the Buckeyes compiled three consecutive Big Ten championships (1985-87) and a four-year conference record of 67-5. OSU's overall mark during the Hall era was 102-20 (.836), which included four trips to the NCAA tournament and just one step away from the Final Four with berths in the regional finals in 1985 and '87.

In international competition, Hall competed for the ABA/USA Select team in 1986 and the World University Games team in 1987. She was also invited to the U.S. Olympic Team tryouts in 1988.

Hall graduated in 1988 with a degree in communications. She was inducted into the Ohio State Sports Hall of Fame in September 1998 and had her No. 44 retired in 2009 in Value City Arena.



CAREER STATISTICS

	GP-GS	FG-FGA	Pct.	FT-FTA	Pct.	REB	Avg.	HI	PF-D	PTS	Avg.	HI	A	S	BL
1984-85	31-31	178-296	.601	4-58	.690	257	8.3	15	61-1	396	12.8	27	64	58	23
1985-86	30-30	203-329	.617	92-125	.736	284	9.5	17	78-2	498	16.6	28	55	63	31
1986-87	31-31	220-355	.620	66-91	.725	305	9.8	19	77-0	506	16.3	26	89	59	32
1987-88	30-30	206-366	.563	100-128	.781	269	9.0	15	73-1	512	17.1	28	77	79	23
Totals	122-122	807-1346	.600	298-402	.741	1115	9.1	19	289-4	1912	15.7	28	285	259	109

NIKITA LOWRY 1989 ALL-AMERICAN



Ohio State's string of All-Americans continued on the heels of Tracey Hall's graduation in 1988 as Nikita Lowry, a Kodak All-Region selection in 1988, became the Buckeyes' third All-American in 1989.

The 6-foot forward gave a preview of her future success as a sophomore. Although she was not in the starting lineup, Lowry ranked second on the team in scoring (13.6 ppg) and led the squad in free throw accuracy (.767). In fact, Lowry prevailed as the only non-starter among the Big Ten's Top 15 scorers. A native of Detroit, Mich., her efforts did not go unnoticed, as she claimed second team All-Big Ten honors and OSU's sixth player award.

Lowry dominated the Big Ten as a junior. She led the conference in scoring (23.7 ppg), becoming the first OSU player to average more than 20 points in a season since Frani Washington in 1978-79. Lowry also paced the conference in field-goal percentage (.616) and steals (3.1 spg) and co-led in the rebounding column (8.4 rpg). Lowry's "break out" year included a 28-point, 12-rebound performance to help OSU beat then-No. 1 Iowa (58-54) before a sellout crowd of 13,320 in St. John Arena. Additionally, she established career highs for scoring (36 points against Illinois)

and rebounding (14, two times at Cal-State Fullerton and Iowa) and capped the campaign with a unanimous first team All-Big Ten pick and OSU's most valuable player award.

An off-season knee injury slowed Lowry's progress at the start of her senior season. The Buckeyes opened the 1988-89 campaign ranked in the polls, but lost three of their first five games. Lowry, however, came back to lead the Big Ten in scoring for the second straight year with an average of nearly 19 points per game. The team ended the season with an overall record of 24-6 and as co-champions in the Big Ten with a 16-2 conference mark. In addition to earning All-America honors, Lowry was a unanimous first team All-Big Ten selection and winner of the Chicago Tribune's Silver Basketball award.

Graduating in 1990 with a bachelor of science degree in economics, she has enjoyed coaching stops at Michigan, Ohio State, Detroit and New Mexico State. Lowry was hired as an assistant at Old Dominion University in the summer of 2002.

In September 2000, Lowry was honored with an induction into the Ohio State Sports Hall of Fame.



CAREER STATISTICS

	GP-GS	FG-FGA	Pct.	FT-FTA	Pct.	REB	Avg.	HI	PF-D	PTS	Avg.	HI	A	S	BL
1985-86	28-8	82-167	.491	60-80	.750	116	4.1	9	57-0	224	8.0	26	22	34	8
1986-87	31-0	161-303	.531	99-128	.773	138	4.5	9	75-1	422	13.6	28	48	33	16
1987-88	28-27	251-419	.599	120-173	.694	255	8.0	14	70-0	622	22.2	36	40	77	7
1988-89	25-24	183-344	.532	102-146	.699	182	7.3	15	45-1	478	19.1	33	42	46	12
Totals	112-59	677-1233	.550	381-527	.723	661	5.9	15	237-2	1746	15.6	36	152	190	43

KATIE SMITH 1993/96 ALL-AMERICAN



Touted as the most sought after high school basketball player, it didn't take long for Logan, Ohio, native Katie Smith to become a household name across the country.

Leading the way with an 18.8 scoring average, Smith steered the Ohio State program back into the national limelight as a participant in its first NCAA Final Four in 1993. The Buckeyes lost the final game of the season, 84-82, to Texas Tech, but the history-making march established a tier of success to build upon for seasons to come.

In 1993, postseason honors poured in for Smith, who became the first freshman since USC's Cheryl Miller to earn Kodak All-America laurels. Smith also was named the 1993 Big Ten Freshman of the Year.

Over the next two years, Smith continued to maintain a captive audience. As a sophomore, Smith became one of the youngest collegiate players to score 1,000 career points at the age of 19 years and eight months. In fact, Smith paced OSU's scoring efforts four years running, averaging a career 20.8 points per game that overshadowed her dominance as the squad's assists and steals leader in each of her last two seasons.

In 1996, her finest and final season, Smith tallied an OSU single-season record 745 points on the way to becoming the Big Ten women's career scoring leader with 2,578 points - a mark that stood until 2004. Smith dominated the opposition, with 20 or more points in 22-of-34 games, including three games over the 30-point mark. She also averaged 5.1 rebounds per game and led the team with 145 assists and 46 steals in 1996.

The Buckeyes were 80-44 (.645) over her four-year stay and

124 consecutive starts. Along the way, Smith literally rewrote the Ohio State record book, amassing an amazing 10 career, six single-season and six single-game records.

Among her numerous honors, Smith became only the second player in league history (along with Buckeye Tracey Hall) to receive the prestigious Kodak All-America honor twice in her career. She also was tabbed the 1996 Big Ten Player of the Year, the Chicago Tribune Silver Basketball recipient and a unanimous first team All-Big Ten choice, her third straight honor.

A competitor in the classroom as well, Smith was a four-time OSU Scholar-Athlete, three-time Academic All-Big Ten selection and the recipient of various scholarships, including a distinguished NCAA postgraduate scholarship.

Her resume includes stints on numerous international teams, including the U.S. Olympic Team, a first for any Buckeye. Smith has been part of three gold-medal winning Olympic squads (2000, '04, and '08).

Smith was a member of the two-time champion Columbus Quest of the American Basketball League and recently closed her ninth season in the WNBA, topping 5,000 career points. Most recently, Smith led the Detroit Shock to their third WNBA championship in six seasons and was named MVP of the Finals after averaging 20.6 ppg in the three-game sweep of San Antonio.

Honors continued to pour in for Smith, whose No. 30 jersey was retired in January 2001 in front of 10,000-plus fans. In October 2001, she became the first women's basketball player inducted into the Ohio State Sports Hall of Fame in her first year of eligibility.



CAREER STATISTICS

	GP-GS	FG-FGA	Pct.	FT-FTA	Pct.	REB	Avg.	HI	PF-D	PTS	Avg.	HI	A	S	BL
1992-93	32-32	189-375	.504	164-203	.808	186	5.8	11	70-2	578	18.1	35	104	59	2
1993-94	28-28	211-428	.493	149-182	.819	170	6.1	11	88-2	616	22.0	35	87	32	5
1994-95	30-30	196-433	.453	190-225	.844	174	5.8	13	94-5	639	21.3	40	108	37	3
1995-96	34-34	230-527	.436	205-235	.872	174	5.1	14	95-2	745	21.9	33	145	46	1
Totals	124-124	826-1763	.469	708-845	.838	704	5.7	14	347-11	2578	20.8	40	444	174	11

JESSICA DAVENPORT 2005/06/07

ALL-AMERICAN



Ohio State rode the coattails of Jessica Davenport back to the top of the Big Ten Conference and into national prominence. The only three-time Big Ten player of the year, Davenport helped the Buckeyes to a 108-22 record (.831) from 2004-07, the best four-year run in program history. Ohio State's first three-time All-American captained the Buckeyes to three-consecutive conference championships and a 55-10 (.846) record in league games.

Davenport, from Columbus Independence High School, was Ohio State's first three-time All-American and is just the 20th player overall to earn WBCA/Kodak All-America accolades three times in a career. In 2007, she became the first player in Big Ten history to record 2,000 points, 1,000 rebounds and 300 blocked shots in a career. She blocked a career total of 384 shots and ended her Buckeye run as the Big Ten's all-time leader. Her blocks total ranks seventh in NCAA history.

A consumer affairs graduate, Davenport completed her tenure with 48 career double-doubles and Ohio State's only pair of triple-doubles in points, rebounds and blocked shots. Davenport scored double-digits in 83 of her last 84 contests and amassed 2,303 career points, ranking second to Katie Smith's 2,578 from 1993-96. Davenport's point total also rates No. 5 all-time in the Big Ten. She netted 639 points to join Smith as the only Buckeye to pocket 600 points twice in a career. Davenport also pulled down 1,094 rebounds in her four years with the Scarlet and Gray to rank No. 2 at Ohio State behind Tracie Hall

(1985-88). Davenport also took over as the Buckeyes' top shooter of all-time, connecting at a 60.4 rate (875-1,448).

A three-time finalist for the Wade Trophy, Davenport capped her career in grand fashion in 2007. She not only garnered her third conference player of the year award and third All-America honor, but etched her name in both the Big Ten and Ohio State record books while leading the Buckeyes to a 28-4 overall mark and fourth NCAA tournament bid in as many seasons. She topped the conference in scoring at 20 points per game and ranked second in the league in rebounds per contest (9.6) and field goal percentage (.597/ 222-372).

Davenport, who won 14 Big Ten player of the week awards for her career, fronted the Buckeyes to their best start in program history in 2006-07, winning 24 of their first 25 games. At the conclusion of the regular season, Ohio State was 26-2, the best regular campaign in Ohio State annals. In the postseason, Davenport fueled Ohio State to the Big Ten tournament championship game with back-to-back 30- and 32-point performances to reach the final. She notched career triple-double No. 2 with 17 points, 10 rebounds and 11 blocked shots at Minn. Feb. 8, while also becoming the Big Ten's career blocked shots leader.

The Buckeyes performed the Big Ten title sweep in Davenport's junior campaign of 2005-06. Ohio State moved through the conference schedule at 15-1 for the Buckeyes' first outright championship since the 1985-86 season. Ohio State won a team-record 20 games in a row and advanced to win the program's first Big Ten Tournament over Purdue. Ohio State posted a 29-3 overall record and climbed as high as No. 2 in the national polls.

Individually, Davenport claimed her second consensus Big Ten Player of the Year award, leading the conference in five statistical categories: points (18.7), rebounds (8.9), field goal percentage (.618/ 241-390), blocks (3.1) and defensive rebounds (6.8). She also was deemed All-American by the WBCA and AP for the second year in a row. Davenport posted her fifth career 30-plus point game at Michigan State with 31 points, 10 rebounds and three blocks and netted a last-second layup to win at Michigan State, 67-65.

Davenport came into her own her sophomore season, winning the first of her three conference player of the year awards and All-American honors. She began to be recognized nationally as a finalist for the Naismith, Wade and Wooden national player of the year awards. Davenport shot at a 58.7 percent clip from the field (No. 1 in Big Ten) in all games and finished at 60.4 percent (No. 1) in league games. She topped the Buckeyes with 19.3 points per game and 9.3 rebounds per outing and was the Big Ten's top shot-blocker with 3.4 per game.

Davenport finished the 2004-05 season with 14 double-doubles and became the only the third sophomore to in Ohio State history to eclipse 1,000 points in her career. Earlier in the year, she was the first player in Buckeye history to record a triple-double: 19 points, 13 rebounds, 12 blocked shots at Michigan State. Her twelve blocks tied the Buckeye single-game record. She played five-consecutive 40-minute games to end regular season and led Ohio State to its first appearance in the NCAA Sweet 16 since 1993.

Just weeks after completing her career as the most decorated

Buckeye in program history, Davenport was selected No. 2 overall in the 2007 WNBA Draft by San Antonio. Midway through her press conference, Davenport was informed she had been traded to the New York Liberty. Davenport helped the Liberty reach the 2007 WNBA playoffs. New York dropped the Eastern Conference Finals series to Detroit and former Buckeye standout Katie Smith, 3-2. Davenport's Liberty again reached the conference finals in 2008, only to see their season cut short by Smith and the Shock once again. In 2011, Davenport and the No. 1 seed Indiana Fever reached the Eastern Conference finals.

Davenport also has continued to be a staple in the paint for USA Basketball. Davenport competed on three U.S. squads following her collegiate seasons in 2005, '06 and '07. In 2005, she teamed with fellow Buckeye Brandie Hoskins to bring home the gold medal at the World University Games in Izmir, Turkey. In 2006, Davenport linked up with the senior national team and former Buckeye Katie Smith to claim gold at the Australian Opals Tournament. Davenport helped the Americans sweep four games on an Italian tour in 2007.

Davenport also attacked her duties in the classroom. She was a two-time OSU Scholar-Athlete and also an Academic All-Big Ten honoree en route to earning her bachelor's degree in consumer affairs in March 2007.

In the Fall of 2012, Davenport was inducted into the Ohio State Athletics Hall of Fame.



CAREER STATISTICS

			Total		3-Point		F-Throws		Rebounds											Scoring	
Season	gp-gs	min/avg	fg-fga	pct	fg-fga	pct	ft-fa	pct	off	def	tot	avg	pf	fo	ast	to	blk	stl	pts	avg	
2003-04	31-22	882/28.5	150-240	.625	0-0	.000	89-136	.654	56	122	178	5.7	70	0	32	65	80	18	389	12.5	
2004-05	35-35	1091/31.2	262-446	.587	1-4	.250	152-197	.772	83	242	325	9.3	62	0	56	90	116	27	677	19.3	
2005-06	32-32	1016/31.8	241-390	.618	7-13	.538	109-147	.741	66	219	285	8.9	64	1	57	76	98	19	598	18.7	
2006-07	32-32	1039/32.5	222-372	.597	1-9	.111	194-245	.792	75	231	306	9.6	70	1	80	95	90	26	639	20.0	
TOTAL	130-121	4028/31.0	875-1448	.604	9-26	.346	544-725	.750	280	814	1094	8.4	266	2	225	326	384	90	2303	17.7	

JANTEL LAVENDER 2009/10/11 ALL-AMERICAN



Jantel Lavender made a convincing case as the greatest Buckeye ever and broke several school, Big Ten and NCAA records along the way to becoming Ohio State's second three-time All-American.

Lavender led the Buckeyes to three Big Ten regular season championships, three Big Ten tournament titles and four NCAA tournament appearances, including two trips to the Sweet 16.

As a senior in 2010-11, Lavender made history, becoming the first Big Ten player (men's or women's) in conference history to win player of the year honors all four years and became the only women's basketball player among the Big Ten, ACC, Big East, Big 12, Pac-10 or SEC to accomplish the feat. Lavender also earned WBCA/State Farm and USBWA All-America honors for the third consecutive year and *Associated Press* first team honors for the second straight season.

A product of Central Catholic High School in Cleveland, Ohio, Lavender left Columbus as Ohio State's all-time leading scorer (2,818 points) and became only the second player in Big Ten history to record at least 2,800 points. Along the way, she became the Big Ten's all-time rebounding leader (1,422), set a Value City Arena record with 22 caroms in one game and set an Ohio State single-season record with 774 points.

Her records didn't stop there. Incredibly, Lavender scored in double-figures in all 136 career games, which is an NCAA record for consecutive games with at least 10 points, and set a school-record 136 consecutive starts.

Lavender led the Big Ten and ranked sixth in the NCAA with 22.8 ppg as a senior and led the Big Ten and ranked 15th in the NCAA with 10.9 rebounds. A great shooting touch from anywhere on the court, Lavender shot 54.8 percent from the field, which was tops in the Big Ten, and had five 30-point games. She finished her senior year on a tear, winning 2011 Big Ten Tournament Most Outstanding Player honors for a record third year while averaging 23.7 points per game, 12.7 rebounds and 4.0 assists and shooting 63.8 percent from the field in the three wins. Furthermore, she set a tournament single-game scoring record with 37 points in the semifinal win over No. 1 seed Michigan State.

In 2009-10, Lavender became the fourth two-time All-American in OSU history and became the fifth WBCA All-America selection at Ohio State in the past six years. Lavender averaged 21.4 points, 10.3 rebounds and shot 51.4 percent from the field as a junior in leading Ohio State to a record 31 wins, a sixth straight Big Ten regular season and second straight tournament title. Lavender, who became the first Buckeye to score 2,000 points in her junior season, won Big Ten player of the year honors for the third year in a row and was one of 12 finalists for the State Farm Wade Trophy. She also was the Big Ten tournament most outstanding player after setting a tournament championship game record with 35 points in the win over Iowa.

In 2008-09, Lavender was the Big Ten player of the year for a second straight season, joining Hall and Davenport as the only two-time Ohio State recipients. She was only the second player in Big Ten history to complete the statistical triple crown, leading the conference in scoring (20.8), rebounding (10.7) and field goal percentage (.541). She scored in double figures in all 35 games with 24 double-doubles and set a Big Ten single-season record with 374 rebounds.

Lavender, who set a Big Ten record with 19 career player of the week honors, was the only Division I player to rank in the Top 20 in scoring, rebounding and FG percentage and was the Big Ten tournament's Most Outstanding Player, averaging 22.7 points and 13.7 rebounds while shooting 64 percent from the field with three double-doubles in the three victories over Illinois, Iowa and Purdue. In the process, she set a single tournament record with 41 rebounds, including 17 in the Iowa game, the second-most in tournament history.

Lavender led the Buckeyes in scoring in 28 of 35 games that season, led the Big Ten with 21 games of 20 or more points and had two games with 30 or more. She was named the Big Ten player of the week five times and became the second-fastest player in the history of Ohio State women's basketball to score 1,000 points.

Lavender earned All-America honors in 2009 after a banner sophomore season that saw the Buckeyes win the Big Ten regular-season and tournament championship with a berth in the NCAA Sweet 16. She repeated in 2010 after helping the Buckeyes to a record sixth-consecutive Big Ten title and a school-record 31 wins.

Upon graduating with her degree in Human Ecology, Lavender was drafted 5th overall in the 2011 WNBA Draft by the Los Angeles Sparks.



CAREER STATISTICS

Season	gp-gs min/avg		Total		3-Point		F-Throws		Rebounds				Scoring							
			fg-fga	pct	fg-fga	pct	ft-fa	pct	off	def	tot	avg	pf	fo	ast	to	blk	stl	pts	avg
2007-08	31-31	1020/32.9	232-452	.513	1-5	.200	82-124	.661	84	222	306	9.9	54	1	38	94	32	13	547	17.6
2008-09	35-35	1185/33.9	290-536	.541	0-1	.000	148-196	.755	105	269	374	10.7	55	0	62	119	42	15	728	20.8
2009-10	36-36	1216/33.8	304-591	.514	2-5	.400	159-205	.776	93	279	372	10.3	52	0	58	108	55	18	769	21.4
2010-11	34-34	1277/37.6	316-577	.548	0-2	.000	142-177	.802	88	282	370	10.9	60	0	80	98	61	14	774	22.8
TOTAL	136-136	4698/34.5	1142-2156	.530	3-13	.231	531-702	.756	370	1052	1422	10.5	221	1	238	419	190	60	2818	20.7

BUCKEYE HONORS & AWARDS

ALL-BIG TEN SELECTIONS FIRST TEAM

Yvette Angel.....	1983, 1985
Carla Chapman.....	1984
Lisa Cline.....	1989
Jessica Davenport.....	2005, 2006, 2007 •
Tracey Hall.....	1986, 1987, 1988

Taylor Hill	2012
Nikki Keyton.....	1993
Jantel Lavender.....	2008, 2009 •, 2010 •, 2011 •
Francine Lewis.....	1984, 1985
Nikita Lowry.....	1988, 1989
Samantha Prahalis.....	2010 •, 2012 •
Marrita Porter.....	1998, 1999
Averill Roberts.....	1992, 1993
Katie Smith.....	1994, 1995, 1996 •
• unanimous	

SECOND TEAM

Star Allen.....	2007 (M)
Yvette Angel.....	1984
Lisa Cline.....	1986, 1987, 1988
Courtney Coleman.....	2001, 2002, 2003
Peggy Evans.....	1995
Tracey Hall.....	1985
Brandie Hoskins.....	2007 (C)
Larecha Jones.....	1998
Nikki Keyton.....	1992
Jamie Lewis.....	2001
Nikita Lowry.....	1987
Caity Matter.....	2003 (M), 2004, 2005
Marscilla Packer.....	2008
Samantha Prahalis.....	2009 (M), 2011 (M)
Toni Roesch.....	1986
Nicole Sanchez.....	1990
Katie Smith.....	1993
LaToya Turner.....	2000 (C)

THIRD TEAM

Star Allen.....	2009
Brandie Hoskins.....	2005, 2006, 2007 (M)
Adrienne Johnson.....	1996 (C)
Caity Matter.....	2003 (C)
Debbie Merrill.....	2006 (C)
Marscilla Packer.....	2006, 2007
Samantha Prahalis.....	2011 (C)
LaToya Turner.....	2004 (M)

HONORABLE MENTION

Ashley Adams.....	2012 (M)
Marcie Alberts.....	1997 (M)
Star Allen.....	2007 (C)
Tomeka Brown.....	2000 (M), 2002 (C)
Audrey Burcy.....	1993
Lisa Cline.....	1986
Liana Coutts.....	1988
Jessica Davenport.....	2004

Taylor Hill	2011
Brandie Hoskins.....	2006 (C)
Adrienne Johnson.....	1996 (M)
Brittany Johnson.....	2010 (M)
Larecha Jones.....	1997, 1999 (M)
Debbie Merrill.....	2006 (M)
Michaela Moua.....	1999 (C)
Marrita Porter.....	1996 (M)
Samantha Prahalis.....	2009 (C)
Vicki Pullie.....	1990
Averill Roberts.....	1990, 1991

Jodi Roth.....	1986, 1987
Nicole Sanchez.....	1989
Geneva Sanford.....	1989
Ashlee Trebilcock.....	2008
LaToya Turner.....	2004 (C)
Kim Wilburn.....	2003 (M)
(C)=Coaches, (M)=Media	

BIG TEN PLAYER OF THE YEAR

Lisa Cline.....	1989
Jessica Davenport.....	2005, 2006, 2007
Tracey Hall.....	1986, 1987
Jantel Lavender.....	2008(C), 2009, 2010, 2011(M)
Samantha Prahalis.....	2012
Katie Smith.....	1996

BIG TEN COACH OF THE YEAR

Tara VanDerveer.....	1984, 1985
Jim Foster.....	2005 (C), 2006, 2007, 2009

BIG TEN FRESHMAN OF THE YEAR

Lisa Cline.....	1986
Jessica Davenport.....	2004 (M)
Tracey Hall.....	1985
Jantel Lavender.....	2008
Samantha Prahalis.....	2009
Averill Roberts.....	1990
Katie Smith.....	1993
LaToya Turner.....	2000

BIG TEN DEFENSIVE PLAYER OF THE YEAR

Shavelle Little.....	2008, 2009
Amber Stokes	2012
Kim Wilburn.....	2006

BIG TEN COACHES ALL-FRESHMAN TEAM

Ashley Adams	2011
Jessica Davenport.....	2004
Brandie Hoskins.....	2004
Jantel Lavender.....	2008
Samantha Prahalis.....	2009
LaToya Turner.....	2000
Kim Wilburn.....	2003

BIG TEN COACHES ALL-DEFENSIVE TEAM

Jessica Davenport.....	2006, 2007
Taylor Hill	2011, 2012
Shavelle Little.....	2008, 2009, 2010
Amber Stokes	2012
Kim Wilburn.....	2006

BIG TEN TOURNAMENT MOST OUTSTANDING PLAYER

Brandie Hoskins.....	2006
Jantel Lavender.....	2009, 2010, 2011

BIG TEN ALL-TOURNAMENT TEAM

Star Allen.....	2009
Jessica Davenport.....	2006, 2007
Brandie Hoskins.....	2005, 2006
Jantel Lavender.....	2009, 2010, 2011
Caity Matter.....	2003
Samantha Prahalis.....	2010, 2011
Kim Wilburn.....	2003



BUCKEYE HONORS & AWARDS

WBCA ALL-AMERICANS

Jessica Davenport.....	2005, 2006, 2007
Tracey Hall.....	1987, 1988
Jantel Lavender.....	2009, 2010, 2011
Nikita Lowry.....	1989
Katie Smith.....	1993, 1996
Frani Washington.....	1979

WBCA HONORABLE MENTION ALL-AMERICANS

Yvette Angel.....	1985
Lisa Cline.....	1989
Courtney Coleman.....	2003
Tracey Hall.....	1986
Kim Jordan.....	1979
Nikita Lowry.....	1988
Samantha Prahalis.....	2010, 2012
Averrill Roberts.....	1993
Katie Smith.....	1994, 1995
Amy Tucker.....	1982

USBWA ALL-AMERICA TEAM

Jessica Davenport.....	2005, 2006, 2007
Tracey Hall.....	1987
Jantel Lavender.....	2009, 2010, 2011
Samantha Prahalis.....	2012
Katie Smith.....	1994, 1996

ASSOCIATED PRESS ALL-AMERICA TEAM

Jessica Davenport.....	2005 (First Team)
.....	2006 (Second Team)
.....	2007 (Second Team)
Jantel Lavender.....	2009 (Second Team)
.....	2010 (First Team)
.....	2011 (First Team)
Samantha Prahalis.....	2012 (Second Team)
Katie Smith.....	1996 (Second Team)

ASSOCIATED PRESS HONORABLE MENTION ALL-AMERICA TEAM

Taylor Hill.....	2012
Jantel Lavender.....	2008
Caity Matter.....	2005
Samantha Prahalis.....	2010

UPI ALL-AMERICA TEAM

Katie Smith.....	1996 (Second Team)
------------------	--------------------

WOMEN'S BASKETBALL JOURNAL FRESHMAN ALL-AMERICA TEAM

LaToya Turner.....	2000
--------------------	------

BIG TEN PLAYERS OF THE WEEK

Carla Chapman.....	Jan. 16, 1984
Yvette Angel.....	Feb. 2, 1984
Francine Lewis.....	Jan. 15, 1985
Yvette Angel.....	Feb. 26, 1985
Tracey Hall.....	Feb. 25, 1986
Lisa Cline.....	Jan. 19, 1987
Tracey Hall.....	Jan. 26, 1987
Tracey Hall.....	Feb. 16, 1987
Nikita Lowry.....	Feb. 8, 1988
Nikita Lowry.....	Feb. 15, 1988
Nikita Lowry.....	Feb. 29, 1988
Nikita Lowry.....	March 7, 1988
Lisa Cline.....	Dec. 21, 1988

Lisa Cline.....	Jan. 4, 1989
Nikita Lowry.....	Jan. 23, 1989
Nicole Sanchez.....	Jan. 30, 1989
Lisa Cline.....	Feb. 20, 1989
Nikita Lowry.....	March 7, 1989
Lisa Cline.....	March 14, 1989
Vicki Pullie.....	Dec. 19, 1989
Vicki Pullie.....	Feb. 19, 1990
Nikki Keyton.....	Dec. 2, 1991
Averrill Roberts.....	Jan. 13, 1992
Katie Smith.....	Jan. 4, 1993
Katie Smith.....	Jan. 11, 1993
Katie Smith.....	March 8, 1993
Averrill Roberts.....	March 15, 1993
Katie Smith.....	Dec. 12, 1994
Peggy Evans.....	Jan. 3, 1995
Katie Smith.....	Feb. 12, 1996
Marrita Porter.....	Feb. 23, 1998
Larecha Jones.....	Dec. 7, 1998
LaToya Turner.....	Nov. 20, 2000
Courtney Coleman.....	Feb. 10, 2003
Caity Matter.....	Jan. 16, 2003
Caity Matter.....	Feb. 16, 2004
Jessica Davenport.....	Jan. 3, 2005 (co)
Jessica Davenport.....	Jan. 17, 2005
Jessica Davenport.....	Jan. 31, 2005
Jessica Davenport.....	Feb. 21, 2005
Jessica Davenport.....	Feb. 28, 2005
Jessica Davenport.....	Jan. 16, 2006
Jessica Davenport.....	Jan. 23, 2006
Jessica Davenport.....	Feb. 6, 2006
Marschella Packer.....	Feb. 20, 2006
Jessica Davenport.....	Feb. 27, 2006
Jessica Davenport.....	Nov. 27, 2006
Jessica Davenport.....	Jan. 2, 2007
Jessica Davenport.....	Jan. 8, 2007
Jessica Davenport.....	Jan. 22, 2007
Star Allen.....	Feb. 5, 2007
Jessica Davenport.....	Feb. 26, 2007
Jantel Lavender.....	Nov. 19, 2007
Jantel Lavender.....	Dec. 3, 2007
Jantel Lavender.....	Jan. 14, 2007
Jantel Lavender.....	March 3, 2007
Jantel Lavender.....	Nov. 18, 2008
Jantel Lavender.....	Nov. 25, 2008
Jantel Lavender.....	Dec. 23, 2008
Jantel Lavender.....	Jan. 27, 2009
Star Allen.....	Feb. 24, 2009
Jantel Lavender.....	March 2, 2009
Jantel Lavender.....	Nov. 16, 2009
Samantha Prahalis.....	Nov. 23, 2009
Jantel Lavender.....	Dec. 7, 2009
Jantel Lavender.....	Dec. 29, 2009
Samantha Prahalis.....	Jan. 11, 2010
Samantha Prahalis.....	Jan. 18, 2010
Samantha Prahalis.....	Feb. 8, 2010
Jantel Lavender.....	March 1, 2010
Jantel Lavender.....	November 15, 2010
Jantel Lavender.....	November 29, 2010
Jantel Lavender.....	December 6, 2010
Jantel Lavender.....	January 10, 2011
Jantel Lavender.....	February 14, 2011
Jantel Lavender.....	February 21, 2011
Samantha Prahalis.....	Nov. 28, 2011
Taylor Hill.....	Dec. 5, 2011
Taylor Hill.....	Dec. 26, 2011
Samantha Prahalis.....	Jan. 23, 2012
Samantha Prahalis.....	Feb. 7, 2012

Samantha Prahalis.....	Feb. 27, 2012
------------------------	---------------

BIG TEN FRESHMAN OF THE WEEK

Taylor Hill.....	Nov. 16, 2009
Ashley Adams.....	Jan. 25, 2011
Ashley Adams.....	Feb. 14, 2011

BIG TEN FOREIGN TEAM

TOUR MEMBERS

Stephanie Blanton.....	2005
Tomeka Brown.....	2001
Jessica Davenport.....	2004
Tiffany Glosson.....	1996
Adrienne Johnson.....	1993, 1995
Larecha Jones.....	1997
Caity Matter.....	2002
Tamara Riley.....	2006
D'wan Shackleford.....	2000
Lauren Shenk.....	1999

CHICAGO TRIBUNE SILVER BASKETBALL MVP HONOREE

Audrey Burcy.....	1993
Nikita Lowry.....	1989
Katie Smith.....	1996
Jessica Davenport.....	2006, 2007

FRESHMAN COACH OF THE YEAR (AWSF)

Nancy Darsch.....	1986
-------------------	------


SENIOR CLASS AWARD

Courtney Coleman.....	2002 (Second Team)
Jessica Davenport.....	2007 (First Team)
Caity Matter.....	2005 (First Team)

OHIO STATE SPORTS HALL OF FAME INDUCTEES

Yvette Angel.....	1997
Phyllis Bailey (Coach/Administrator).....	1993
Barbara Wetters Blosser.....	1993
Lisa Cline.....	2002
Linda Daniel (Head Trainer).....	1997
Jessica Davenport.....	2012
June Brewer Daugherty.....	2000
Tracey Hall.....	1998
Kim Jordan.....	1994
Nikita Lowry.....	2000
Averrill Roberts.....	2004
Katie Smith.....	2001
Amy Tucker.....	1994

Bold indicates current players



ACADEMIC HONORS & AWARDS

OSU SCHOLAR-ATHLETES

Athletes who maintain a cumulative grade point average of 3.0 (4.0 scale) are recognized yearly as Ohio State Scholar-Athlete honorees. Since the program's inception in 1976, 84 players from the Buckeye basketball program have been honored, including 16 who are recipients of the esteemed four-year Award of Excellence.

Ashley Adams	2011
Martha J. Baker	1976
Courtney Bale	1999, 2000, 01
Roslyn Barker	1996
Tia Battle	2004, 05, 06
Rebecca S. Bell	1976
Cathy S. Bennett	1977
Melissa Bernard	1978, 79, 80
Stephanie Blanton	2004, 05, 06, 07
Alysiah Bond	1992, 93
Tomeka Brown	1999
Theresa Busch	1982, 83, 84, 85
Jane Cowdery	1981
Joan Cowdery	1984
Cherise Daniel	2007, 08, 09
Candace Dark	2003, 04, 05, 06
Jessica Davenport	2004, 05
Aleksandra Dobranic	2010, 11, 12
T. Dombkowski	1984, 85, 86, 87
Martina Ellerbe	2011, 12
Kelly Fergus	1993, 94, 95, 96
Martha J. Gasser	1976
Carol Hamilton	1983
Emilee Harmon	2010, 11, 12
Emily Haynam	2001, 02, 03, 04
Melanie Hetz	1978, 79
Shelbi Honeycutt	2012
Beth Howe	2002
Laura Ingham	1999, 2000
Erin Ingwersen	1992, 93, 94, 95
Alice Jamen	2005, 06, 07, 08
Adrienne Johnson	1993
Brittany Johnson	2008, 09, 10, 11
Maleeka Kynard	2012
Jamie Lewis	1998
Caity Matter	2001, 03, 04, 05
Megan McCabe	1998, 99
Dorothy McHugh	1982
Joetta L. Miller	1976
Tara Mitchem	1997
Maria Moeller	2009, 10
Michaela Moua	1997, 99, 2000
Cheryl Perozek	1988, 89, 90, 91
Julie Plank	1980, 81, 82, 83
DiDi Reynolds	2003
Tamara Riley	2005
Kelly Robinson	1981, 82, 83, 84

Jayne E. Sage	1977
Dana S. Schlatter	1976
Sarah Schulze	2008, 09, 10, 11
Amy Scullion	2011, 12
D'wan Shackelford	2000
Lauren Shenk	1999, 2000, 01, 02
Barbara Smith	1983, 84, 85, 86
Katie Smith	1993, 94, 95, 96
Mandy Stanhope	1998, 99, 2000, 01
Dana Stearns	2001
Amber Stokes	2002
Amber Stokes	2010, 11, 12
Marlene Stollings	1994, 95
Amy Tucker	1979, 80, 81, 82
Kristin Watt	1982, 83, 84, 85
Debra Williams	1978

ACADEMIC ALL-BIG TEN HONOREES

Courtney Bale	2000, 01
Roslyn Barker	1997
Tia Battle	2005, 06
Alysiah Bond	1993
Stephanie Blanton	2005, 06, 07
Theresa Busch	1985
Cherise Daniel	2008
Candace Dark	2004, 05, 06
Jessica Davenport	2005
Aleksandra Dobranic	2012
Teresa Dombkowski	1986, 1987
Martina Ellerbe	2012
Kelly Fergus	1994, 1996
Emily Haynam	2002, 03, 04
Emilee Harmon	2011, 2012
Laura Ingham	2000
Erin Ingwersen	1993, 1994, 1995
Alice Jamen	2006, 07, 08
Brittany Johnson	2009, 10, 11
Megan McCabe	1999
Caity Matter	2003, 04, 05
Maria Moeller	2009, 10
Michaela Moua	1999, 2000
Cheryl Perozek	1989, 1990, 1991
DiDi Reynolds	2003
Kelly Robinson	1984
Sarah Schulze	2009, 10, 11
Amy Scullion	2012
Lauren Shenk	2000, 01, 02
Barb Smith	1986
Katie Smith	1994, 1995, 1996
Mandy Stanhope	1999, 2000, 01
Dana Stearns	2001
Amber Stokes	2010, 11, 12
Ashlee Trebilcock	2007

BIG TEN MEDAL OF HONOR

Cheryl Perozek	1991
Kelly Robinson	1984
Katie Smith	1996

GTE/COSIDA ACADEMIC ALL-AMERICAN OF THE YEAR

Katie Smith	1996
-------------	------

VERIZON DISTRICT IV ACADEMIC ALL-AMERICAN

Stephanie Blanton	2007
Lauren Shenk	2000, 01, 02

NCAA POST-GRADUATE SCHOLARSHIP RECIPIENTS

Kelly Robinson	1984
Katie Smith	1996

JOHN T. SR. AND HULDA E. EDWARDS AWARD

Cheryl Perozek	1991
Lauren Shenk	2002

IRVING AND MELVIN SCHOTTENSTEIN AWARD

Lauren Shenk	2002
--------------	------

PHYLLIS J. BAILEY AWARD

Alice Jamen	2006
Jessica Davenport	2005
Emily Haynam, Tanya McClure and LaToya Turner	2004
Courtney Coleman	2003
Lauren Shenk	2002

BUCKEYE AWARD

Debbie Merrill	2006
Beth Howe	2005
Kim Wilburn	2003

WOODY HAYES NATIONAL SCHOLAR-ATHLETE AWARD

Lauren Shenk	2003
--------------	------



LAUREN SHENK

ALL-TIME NUMERICAL ROSTER

00

Marrita Porter..... 1996, 97, 98, 99
Ashlee Trebilcock..... 2007, 08, 09

1

Brandie Hoskins..... 2004, 05, 06
Kalpana Beach..... 2012

2

Amber Stokes..... 2002

3

Amber Stokes..... 2010, 11, 12

4

Gennifer Johnson..... 1987, 88
Tayler Hill..... 2010, 11, 12

5

Beth Howe..... 2002, 03, 04, 05
Michaela Moua..... 1997, 98, 99, 2000

10

Sandra Motter..... 1972, 73, 74, 75
Robin Tucker..... 1976, 77
Yvette Angel..... 1982, 83, 84, 85
Alyshia Bond..... 1992, 93, 94, 95
JoAnne Bly..... 1978
Tomeka Brown..... 1999, 2000, 01, 02

11

Rickie Sue Grunden..... 1966, 67
Shelbi Honeycutt..... 2012
Shelly Nichols..... 1996, 97
Laurie Pirtle..... 1978, 79, 80
Toni Roesch..... 1983, 84, 85, 86
Kim Wilburn..... 2003, 04, 05, 06

12

Tia Battle..... 2005, 06
Jolyn Clapp..... 1965, 66, 67, 68
Liana Coutts..... 1985, 86, 88, 89
Louise Furjanic..... 1972, 73, 74, 75
Alison Jackson..... 2008, 09, 10, 11
Maleeka Kynard..... 2012
Jamie Lewis..... 1998, 99, 2000, 01

13

Susan Antle..... 1963, 64, 65, 66
Courtney Bale..... 2000, 01
Dana Danhoff..... 1973, 74, 75, 76
Lawanda Greene..... 1996

14

Martha Gasser..... 1976
Kim Land..... 1980
Maria Moeller..... 2007, 08, 09, 10
Cheryl Perozek..... 1988, 89, 90, 91
Dana Stearns..... 2001

15

Cathy Bennet..... 1977, 78
Audrey Burcy..... 1990, 91, 92, 93
Charlotte Burt..... 1975, 76
Aleksandra Dobranic..... 2010, 12
Joni Mazzola..... 1985, 86
Tara Mitchem..... 1997
Kit Savage..... 2001

17

Mary Ann Iddings..... 1962, 63, 64, 65



BRANDIE HOSKINS

20

Marcie Alberts..... 1994, 95, 96, 97
Carla Brooke..... 1976, 77
Stacie Bruce..... 1988, 89, 90, 91
Brandee Gibbs..... 2003
Shavelle Little..... 2007, 08, 09, 10
Amy Pallay..... 1979, 80, 81, 82
Lauren Shenk..... 1999, 00, 01, 02
Barb Smith..... 1983, 84, 85

21

Laura Ingham..... 1999, 2000
Jai Jones..... 1989, 90
Ginger McGuire..... 1991, 92
Samantha Prahalis..... 2009, 10, 11, 12
Marlene Stollings..... 1994, 95
Dana Sue Schlatter..... 1976

22

Martha Baker..... 1976, 77
Carla Chapman..... 1982, 83, 84, 85
Majorie Dyson..... 1974, 75, 76
Tanya McClure..... 2000, 01, 02, 03, 04
Darryce Moore..... 2011, 12
Marschella Packer..... 2005, 06, 07, 08
Averrill Roberts..... 1990, 91, 92, 93
Geneva Sanford..... 1986, 87, 88, 89
Rhonda Spencer..... 1978, 79, 80, 81

23

Candace Dark..... 2003, 04, 05, 06
Martina Ellerbe..... 2011, 12
Mindy Smith..... 1987, 88, 89, 90
Mandy Stanhope..... 1998, 99, 2000, 01
Edith Thompson..... 1979, 80, 81, 82

24

Ashley Allen..... 2002, 03, 04, 05, 06
Kylee Bogott..... 1998, 99
Lisa Cline..... 1986, 87, 88, 89
Cherise Daniel..... 2007, 08, 09, 10
Kathy Gordon..... 1975, 76, 77, 78
Dorothy McHugh..... 1980, 81, 82
Nancy Noble..... 1978
Molly Perdue..... 1979
Lisa Sebastian..... 1990, 91, 93

25

Roslyn Barker..... 1996, 97, 98, 99
Melissa Bernard..... 1979, 81
Erin Ingwersen..... 1992, 93, 94, 95
Caity Matter..... 2001, 02, 03, 04, 05
Nicole Sanchez..... 1987, 88, 89, 90
Amy Scullion..... 2012



D'WAN SHACKLEFORD

30

Joan Cowdery..... 1983, 84
Megan McCabe..... 1999
Katie Smith..... 1993, 94, 95, 96
Monica Taylor..... 1990, 91

31

Julie Brewer..... 1970, 71, 72, 73
Charisse Crews..... 2002, 03
Raven Ferguson..... 2012
Adrienne Johnson..... 1993, 94, 95, 96
Kim Jordan..... 1977, 78, 79, 80
Debbie Merrill..... 2006
Julie Plank..... 1980, 81, 82, 83

32

Theresa Busch..... 1982, 83, 84, 85
Peggy Evans..... 1995
Alice Jamen..... 2005, 06, 07, 08
Nikita Lowry..... 1986, 87, 88, 89
Linda Nutter..... 1971, 72, 73, 74
Tomika Patterson..... 1996
Brianna Sanders..... 2011
LaToya Turner..... 2000, 01, 02, 03, 04
Frani Washington..... 1978, 79

33

Ashley Adams..... 2011, 12
June Brewer..... 1975, 76, 77, 78
Sharon Geary..... 1988, 90, 91, 92
Carol Hamilton..... 1983
Francine Lewis..... 1983, 84, 85, 86
Leslee Mason-Cox..... 2007, 08
Michelle Muñoz..... 2004, 05
DiDi Reynolds..... 2000, 01, 02, 03
Mary Sivak..... 1979, 80, 81, 82

34

Stephanie Blanton..... 2004, 05, 06
Molly Finn..... 1981, 82
Larecha Jones..... 1996, 97, 98, 99
Vicki Pullie..... 1988, 89, 90, 91
Jodi Roth..... 1984, 85, 86, 87

35

Daren Draves..... 1974, 75, 76
Jill Snavelly..... 1989, 90, 91, 92
Kristin Watt..... 1983, 84, 85

40

Helen Abdalla..... 1980, 82
Erica Floyd..... 1991, 92
Tiffany Glosson..... 1995, 96, 97
Brittany Johnson..... 2008, 09, 10, 11
Cindy Noble..... 1978
D'wan Shackleford..... 2000, 01, 02, 03



LAUREN SHENK

41

Amber Barnes..... 2001

42

Heather Frank..... 1998
Suzanne Gilkey..... 1987
Melanie Hetz..... 1978, 79
Jantel Lavender..... 2008, 09, 10, 11
Karen Selkirk..... 1983

43

Stacie Howard..... 1991, 92, 93, 94
Kelly Robinson..... 1981, 82, 83, 84
Sarah Schulze..... 2008, 09, 10, 11
Rhonda Winters..... 1985

44

Journey Beard..... 1977
Ann M. Dooley..... 1978
Tracey Hall..... 1985, 86, 87, 88
Lisa Negri..... 1993, 94, 95, 96
Amy Tucker..... 1979, 80, 81, 82

45

Misty Cox..... 1979
Emily Haynam..... 2001, 02, 03, 04
Tamarah Riley..... 2005, 06, 07, 08

50

Jessica Davenport..... 2004, 05, 06
Emilee Harmon..... 2010, 11, 12
Nikki Keyton..... 1990, 91, 92, 93
Amy Turner..... 1994, 95
Courtney Coleman..... 2000, 01, 02, 03

51

Andrea Walker..... 2007, 08, 09, 10

52

Erika Christenson..... 2003
Teresa Dombkowski..... 1984, 85, 86, 87
Lavona Turner..... 1991, 92, 94

53

Mindy Fusetti..... 1996, 97, 98, 99

54

Cynthia Dunnigan..... 1991

55

Star Allen..... 2006, 07, 08, 09
Kelly Fergus..... 1993, 95, 96, 97

ALL-TIME CAPTAINS

1972-73

Julie Brewer

1973-74

Barb Wetters

1974-75Barb Wetters
Louise Furjanic**1975-76**Robin Tucker
Martha Gasser**1976-77**Robin Tucker
Sherri McClarren**1977-78**

June Brewer

1978-79Kim Jordan
June Brewer
Kathy Gordon
Martha Baker
Laurie Pirtle**1979-80**Laurie Pirtle
Kim Jordan**1980-81**

Rhonda Spencer

1981-82

Amy Tucker

1982-83Julie Plank
Kelly Robinson**1983-84**Kelly Robinson
Joan Cowdery**1984-85**Kristin Watt
Carla Chapman
Yvette Angel
Theresa Busch**1985-86**Barb Smith
Toni Roesch
Francine Lewis**1986-87**Teresa Dombkowski
Suzanne Gilkey
Jodi Roth**1987-88**Tracey Hall
Geneva Sanford
Lisa Cline**1988-89**Lisa Cline
Nikita Lowry**1989-90**Nicole Sanchez
Mindy Smith
Cheryl Perozek**1990-91**Vicki Pullie
Cheryl Perozek**1991-92**Sharon Geary
Erica Floyd
Jill Snavely**1992-93**Averill Roberts
Audry Burcy**1993-94**Stacie Howard
Alysiah Bond
Lavona Turner**1994-95**Alysiah Bond
Erin Ingwersen**1995-96**Katie Smith
Adrienne Johnson**1996-97**Marcie Alberts
Shelly Nichols
Kelly Fergus**1997-98**Larecha Jones
Jamie Lewis**1998-99**Marrita Porter
Larecha Jones
Mindy Fusetti
Roslyn Barker**1999-00**Michaela Moua
Courtney Bale**2000-01**Jamie Lewis
Tanya McClure**2001-02**Tanya McClure
Courtney Coleman**2002-03**

Courtney Coleman

2003-04Emily Haynam
Tanya McClure
LaToya Turner**2004-05**Ashley Allen
Beth Howe
Caitly Matter**2005-06**

Debbie Merrill

2006-07Jessica Davenport
Alice Jamen**2007-08**Marscilla Packer
Tamarah Riley
Alice Jamen**2008-09**Jantel Lavender
Ashlee Trebilcock**2009-10**Jantel Lavender
Maria Moeller**2010-11**Jantel Lavender
Sarah Schulze**2011-12**Samantha Prahalis
Amber Stokes

JANTEL LAVENDER

LETTERWINNERS

A

Helen Abdalla.....	1980, 82
Ashley Adams	2011, 12
Marcie Alberts.....	1994, 95, 96, 97
Ashley Allen.....	2002, 03, 05, 06
Star Allen.....	2006, 07, 08, 09
Alicia Anderson.....	1969, 70, 71, 72
Yvette Angel.....	1982, 83, 84, 85
Susan Antle.....	1963, 64, 65, 66

B

Martha J. Baker.....	1976, 77
Courtney Bale.....	2000, 01
Roslyn Barker.....	1996, 97, 98, 99
Amber Barnes.....	2001
Barb Bartlett.....	1966, 67, 68
Tia Battle.....	2005, 06
Sandra Baumhoyer.....	1965, 66, 67, 68
Kalpana Beach	2012
Journey L. Beard.....	1977
Carla Brooke Beatley.....	1976, 77
Cathy S. Bennett.....	1977, 78
Melissa Bernard.....	1979, 81
Deloris Bills.....	1969, 70, 71
Stephanie Blanton.....	2004, 05, 06, 07
JoAnne L. Bly.....	1978
Kylee Bogott.....	1998, 99
Diane Bogucki.....	1972, 73
Elaine Boltz.....	1967, 68, 69, 70
Alysiyah Bond.....	1992, 93, 94, 95
Julia Brady.....	1970
June K. Brewer.....	1975, 76, 77, 78
Carla Brooke.....	1975, 76, 77
Tomeka Brown.....	1999, 00, 01, 02
Bettie Bruce.....	1955, 56, 57
Stacie Bruce.....	1988, 89, 90, 91
Charlotte Burt.....	1975, 1976
Audrey Burcy.....	1990, 91, 92, 93
Theresa Busch.....	1982, 83, 84, 85

C

Carol Chamberlain.....	1959, 60, 61
Carla Chapman.....	1982, 83, 84, 85
Erika Christenson.....	2003
Lisa Cline.....	1986, 87, 88, 89
Sandra Clapp.....	1967, 68, 69, 70
Courtney Coleman.....	2000, 01, 02, 03
Joyce Collins.....	N/A
Marion Cooksey.....	1970, 71
Joan Cowdery.....	1983, 84
Liana Coutts.....	1985, 86, 88, 89
Misty Cox.....	1979
Anne Crawford.....	1973-74
Charisse Crews.....	2002
Deborah Crist.....	1968, 69, 70, 71

D

Dana Danhoff.....	1975, 76
Cherise Daniel.....	2007, 08, 09, 10
Candace Dark.....	2003, 04, 05, 06
Jessica Davenport.....	2004, 05, 06, 07
Sally Dellinger.....	1965, 66, 67, 68
Aleksandra Dobranic	2010, 12
Teresa Dombkowski.....	1984, 85, 86, 87
Ann M. Dooley.....	1978
Doris Doty.....	1950, 51, 52
Cynthia Dunnigan.....	1991
Majorie Dyson.....	1972, 73, 74, 75

E

Martina Ellerbe	2011, 12
Terrilyn Estell.....	1967, 68
Peggy Evans.....	1995

F

Kelly Fergus.....	1993, 95, 96, 97
Raven Ferguson	2012

Molly Finn.....	1981, 82
Erica Floyd.....	1991, 92
Judy Anne Fox.....	1966, 67
Heather Frank.....	1998
Marilyn Franck.....	1953
Sally Frayer.....	1966, 68, 69
Louise Furjanic.....	1972, 73, 74, 75
Mindy Fusetti.....	1996, 97, 98, 99

G

Martha J. Gasser.....	1975, 76
Sharon Geary.....	1988, 90, 91, 92
Karen German.....	1960, 61
Brandee Gibbs.....	2003
Suzanne Gilkey.....	1987
Tiffany Glosson.....	1995, 96, 97
Tia Gordon.....	1976, 77
Lawanda Greene.....	1996
Rickie Sue Grunden.....	1966, 67

H

Tracey Hall.....	1985, 86, 87, 88
Carol Hamilton.....	1983
Emilee Harmon	2010, 11, 12
Emily Haynam.....	2001, 02, 03, 04
Mary Ann Hepp.....	1962, 63, 64, 65
Melanie C. Hetz.....	1978, 79
Taylor Hill	2010, 11, 12
Shelbi Honeycutt	2012
Betty Hoopes.....	1948, 49, 50, 51
Brandie Hoskins.....	2004, 05, 06, 07
Stacie Howard.....	1991, 92, 93, 94
Beth Howe.....	2002, 03, 04, 05
Kayla Ann Hughes.....	1969, 70, 71, 72

I

Erin Ingwersen.....	1992, 93, 94, 95
Laura Ingham.....	1999, 2000

J

Alison Jackson.....	2008, 09, 10, 11
Gigi Jackson.....	1993, 94, 95, 96
Peggy Jackson.....	1955, 56
Alice Jamen.....	2005, 06, 07, 08
Adrienne Johnson.....	1993, 94, 95, 96
Brittany Johnson.....	2008, 09, 10, 11
Gennifer Johnson.....	1987, 88
Jai Jones.....	1989, 90
Larecha Jones.....	1996, 97, 98, 99
Kim L. Jordan.....	1977, 78, 79, 80

K

Mary Keller.....	1962, 63, 64, 65
Sharon Kellum.....	1965, 66
Nikki Keyton.....	1990, 91, 92, 93
Karen Kienle.....	1983
Daren Kimberly.....	1975, 76
Carol Koltenbah.....	1973, 74, 75
Maleeka Kynard	2012

L

Kim Land.....	1980
Jantel Lavender.....	2008, 09, 10, 11
Jacqueline Lenora.....	1975
Francine Lewis.....	1983, 84, 85, 86
Jamie Lewis.....	1998, 99, 00, 01
Jeanne Liggit.....	1969, 70, 71, 72
Joann Liming.....	1967, 68
Shavelle Little.....	2007, 08, 09, 10
Nikita Lowry.....	1986, 87, 88, 89
Catherine Lynch.....	N/A

M

Lesslee Mason-Cox.....	2008
Caity Matter.....	2001, 03, 04, 05
Ann Maurer.....	1972, 73, 74, 75
Joni Mazolla.....	1985, 86

Megan McCabe.....	1999
Pamela McCarthy.....	1970, 71, 72, 73
Tanya McClure.....	2000, 02, 03, 04
Ginger McGuire.....	1991, 92
Dorothy McHugh.....	1980, 81, 82
Sherri L. McClarren.....	1976, 77
Debbie Merrill.....	2006
Tara Mitchem.....	1997
Maria Moeller.....	2007, 08, 09, 10
Darryce Moore	2011, 12
Sandra Motter.....	1972, 73, 74, 75
Michaela Moua.....	1997, 98, 99, 00
Michelle Muñoz.....	2004, 05

N

Lisa Negri.....	1993, 94, 95, 96
Shelly Nichols.....	1996, 97
Nancy Noble.....	1978
Linda Claire Nutter.....	1971, 72, 73, 74

P

Marscilla Packer.....	2005, 06, 07, 08
Amy Pallay.....	1979, 80, 81, 82
Peggy Palumbo.....	1958, 59, 60, 61
Tomika Patterson.....	1996
Molly Perdue.....	1979
Cheryl Perozek.....	1988, 89, 90, 91
Laurie Pirtle.....	1978, 79, 80
Julie Plank.....	1980, 81, 82, 83
Marrita Porter.....	1996, 97, 98, 99
Samantha Prahalis.....	2009, 10, 11, 12
Pat Price.....	1964, 65
Vicki Pullie.....	1988, 89, 90, 91

R

Mary Kay Rainey.....	1962, 63, 64, 65
DiDi Reynolds.....	2000, 01, 02, 03
Tamarah Riley.....	2005, 06, 07, 08
Averill Roberts.....	1990, 91, 92, 93
Kelly Robinson.....	1981, 82, 83, 84
Toni Roesch.....	1983, 84, 85, 86
Jodi Roth.....	1984, 85, 86, 87

S

Nicole Sanchez.....	1987, 88, 89, 90
Brianna Sanders.....	2011
Geneva Sanford.....	1986, 87, 88, 89
Dana Sue Schlatter.....	1976
Sarah Schulze.....	2008, 09, 10, 11

Amy Scullion

Lisa Sebastian.....	1990, 91, 93
D'wan Shackelford.....	2000, 01, 02, 03
Lauren Shenk.....	1999, 00, 01, 02
Mary Sivak.....	1979, 80, 81, 82
Barb Smith.....	1983, 84, 85
Katie Smith.....	1993, 94, 95, 96
Mindy Smith.....	1987, 88, 89, 90
Jill Snavelly.....	1989, 90, 91, 92
Ronda Spencer.....	1978, 79, 80, 81
Mandy Stanhope.....	1998, 99, 00, 01
Dana Stearns.....	2001
Patricia Stember.....	1955, 56
Amber Stokes.....	2002
Amber Stokes	2010, 11, 12
Marlene Stollings.....	1994, 95
Karen Swisher.....	1967, 68, 69

T

Monica Taylor.....	1990, 91
Edith Thompson.....	1979, 80, 81, 82
Sheila Tilbrook.....	1952, 53, 54, 55
Teresa Traphagan.....	1970, 71, 72
Ashlee Trebilcock.....	2007, 08, 09
Amy Tucker.....	1979, 80, 81, 82
Robin L. Tucker.....	1976, 77
Amy Turner.....	1994, 95
LaToya Turner.....	2000, 01, 03, 04
Lavona Turner.....	1991, 92, 94

V

Ginny Virginia.....	1959, 60, 61
Jolyn Vita.....	1966, 67, 68, 69
Julie Voss.....	1970, 71, 72, 73

W

Andrea Walker.....	2007, 08, 09, 10
Francellia Washington.....	1978, 79, 80
Kristin Watt.....	1982, 83, 84, 85
Pamela Webb.....	1971, 72
C. Jayne Weber.....	1959, 60, 61, 62
Kim Wilburn.....	2003, 04, 05, 06
Rhonda Winters.....	1985

Y

Marilyn Young.....	1950, 51
--------------------	----------

Official Varsity letters were first awarded in 1975. All letters previous to 1975 or N/A were awarded by the Varsity O Association in 2006.

Bold indicates current players



Brittany Johnson was a letterwinner from 2008-11.

NCAA TOURNAMENT HISTORY

FOSTER, NCAA AND THE BUCKEYES

Jim Foster is no stranger to NCAA action, having advanced to the tournament 26 times in his last 28 years of coaching at St. Joseph's (Pa.), Vanderbilt and Ohio State. In Foster's 10 seasons at Ohio State, the Buckeyes have earned No. 1 (2006), No. 2 (2005, 2010), No. 3 (2009), No. 4 (2003, 2007, 2011), No. 6 (2004, 2008) and No. 8 (2012) seeds in the big dance and have upped their overall appearance total to 21. Ohio State has earned at least a second-round finish in seven of 10 seasons under Foster, including trips to the Sweet 16 in 2005, 2009 and 2011.

NO. 1 SEED AND THE FURTHEST TRIP

In 1993, Ohio State received its first No. 1 seed, playing in the east regional hosted in Richmond, Va. The Buckeyes defeated Western Kentucky and Virginia and became the first Big Ten team to advance to a Final Four and to play in a national championship game (vs. Texas Tech). The Buckeyes fell two points shy of the Red Raiders (84-82) in the final game.

NCAA FINISHES

Besides the 1993 Final Four trip, the Buckeyes have advanced twice to the Elite Eight (1985, 1987) and have been "Sweet 16" participants on six occasions (1986, 1988, 1989, 1989, 2005, 2009, 2011). Ohio State's participation also includes five first (1982, 1984, 1999, 2007, 2008) and six second round (1990, 1996, 2003, 2004, 2006, 2010) finishes.

NCAA TOURNAMENT APPEARANCES

Year	Round	Year	Round
2012	First Round	1996	Second Round
2011	Final 16	1993	National Runner-Up
2010	Second Round	1990	Second Round
2009	Final 16	1989	Final 16
2008	First Round	1988	Final 16
2007	First Round	1987	Final 8
2006	Second Round	1986	Final 16
2005	Final 16	1985	Final 8
2004	Second Round	1984	First Round
2003	Second Round	1982	First Round
1999	First Round		



NCAA TOURNAMENT HISTORY

OHIO STATE NCAA TOURNAMENT APPEARANCES/RESULTS 23-21 OVERALL RECORD; 21 YEARS

YR/ROUND	SITE (DATE)	GAME RESULT	OHIO STATE LEADERS
2012/First Round	Bowling Green, Ohio (March 18)	No. 9 Florida 70, No. 8 Ohio State 65	Hill 23 points, 4 steals; Adams 14 points 11 rebs; Stokes 12 points
2011/First Round	Columbus, Ohio (March 19)	No. 4 Ohio State 80, No. 13 UCF 69	Lavender 30 points, 11 rebounds; Prahalis 19 points, 10 assists
2011/Second Round	Columbus, Ohio (March 21)	No. 4 Ohio State 67, No. 5 Georgia Tech 60	Lavender 21 points, 11 rebounds; Prahalis 16 points, 8 assists
2011/Regional Semis	Dayton, Ohio (March 26)	No. 1 Tennessee 85, No. 4 Ohio State 75	Prahalis 22 points, 7 assists; Lavender 19 points, 10 rebounds
2010/First Round	Pittsburgh, Pa. (March 21)	No. 2 Ohio State 93, No. 15 St. Francis, Pa. 59	Lavender 23 points, 16 rebounds; Prahalis 14 points, 13 assists
2010/Second Round	Pittsburgh, Pa. (March 23)	No. 7 Mississippi State 87, No. 2 Ohio State 67	Lavender 17 points, 8 rebounds; Prahalis 14 points, 6 assists
2009/First Round	Columbus, Ohio (March 21)	No. 3 Ohio State 77, No. 14 Sacred Heart 63	Prahalis 23 points, 7 assists; Lavender 19 points, 10 rebounds
2009/Second Round	Columbus, Ohio (March 23)	No. 3 Ohio State 64, No. 11 Mississippi State 58	Allen 12 points, 10 rebounds; Lavender 20 points, 8 rebounds
2009/Regional Semis	Berkeley, Calif. (March 28)	No. 2 Stanford 84, No. 3 Ohio State 66	Prahalis 19 points, 6 assists; Lavender 15 points
2008/First Round	Des Moines, Iowa (March 22)	No. 11 Florida State 60, No. 6 Ohio State 49	Lavender 21 points, 9 rebounds; Packer 13 points
2007/First Round	Stanford, Calif. (March 17)	No. 13 Marist 67, No. 4 Ohio State 63	Trebilcock 23 points, Allen 8 rebounds
2006/First Round	W. Lafayette, Ind. (March 21)	No. 1 Ohio State 68, No. 16 Oakland 45	Merrill 23 points, Davenport 18 rebounds
2006/Second Round	W. Lafayette, Ind. (March 23)	No. 8 Boston College 79, No. 1 Ohio State 69	Davenport 21 points, Davenport/ Wilburn 7 rebounds
2005/First Round	College Park, Md. (March 20)	No. 2 Ohio State 86, No. 15 Holy Cross 45	Davenport 23 points, 11 rebounds
2005/Second Round	College Park, Md. (March 22)	No. 2 Ohio State 75, No. 7 Maryland 65	Hoskins 22 pts., Davenport 9 reb., Allen 8 ast.
2005/Regional Semis	Philadelphia, Pa. (March 27)	No. 3 Rutgers 64, No. 2 Ohio State 58	Davenport 22 pts., 14 reb.
2004/First Round	Columbus, Ohio (March 20)	No. 6 Ohio State 73, No. 11 WVU 67	Davenport 22 points, 5 blocks; Turner 11 rebounds; Hoskins 6 assists
2004/Second Round	Columbus, Ohio (March 22)	No. 3 Boston College 63, No. 6 Ohio State 48	Hoskins 16 points; Turner 10 rebounds
2003/First Round	Ruston, La. (March 23)	No. 4 Ohio State 66, No. 13 Weber St. 44	Wilburn 19 points, 8 rebounds, 7 assists
2003/Second Round	Ruston, La. (March 25)	No. 5 Louisiana Tech 74, No. 4 Ohio State 61	Reynolds 14 points; Coleman 11 points, 5 rebounds
1999/First Round	Knoxville, Tenn. (March 13)	No. 8 Boston College 72, No. 9 Ohio State 59	Moua 16 points; Porter 6 rebounds; Jones 6 rebounds
1996/First Round	Knoxville, Tenn. (March 16)	No. 9 Ohio State 97, No. 8 Memphis 75	K. Smith 26 points, 7 assists; Jackson 9 rebounds
1996/Second Round	Knoxville, Tenn. (March 18)	No. 1 Tennessee 97, No. 9 Ohio State 65	K. Smith 29 points; Porter 7 rebounds
1993/Second Round*	Columbus, Ohio (March 21)	No. 1 Ohio State 91, Rutgers 60	Roberts 19 points, 6 rebounds; K. Smith 17 points, 8 assists
1993/Regional Semis	Richmond, Va. (March 25)	No. 1 Ohio State 89, W. Kentucky 73	Burcy 20 points, 8 rebounds, 6 assists, 6 steals; K. Smith 20 points
1993/Regional Finals	Richmond, Va. (March 27)	No. 1 Ohio State 75, No. 2 Virginia 73	Roberts 25 points; Negri 7 rebounds
1993/National Semis	Atlanta, Ga. (April 3)	No. 1 Ohio State 73, No. 2 Iowa 72 (OT)	Roberts 16 points, 8 steals; Keyton 14 points, 13 rebounds
1993/National Finals	Atlanta, Ga. (April 4)	No. 2 Texas Tech 84, No. 1 Ohio State 82	K. Smith 28 points, 11 rebounds; Keyton 19 points
1990/First Round	Columbus, Ohio (March 14)	No. 6 Ohio State 73, No. 11 S. Illinois 61	Perozek 14 points; Sanchez 7 rebounds, 4 assists
1990/Second Round	Austin, Texas (March 18)	No. 3 Texas 95, No. 6 Ohio State 66	M. Smith 14 points; Taylor 12 points; Sanchez 12 points
1989/Second Round*	Columbus, Ohio (March 20)	No. 3 Ohio State 81, No. 6 James Madison 66	Lowry 27 points, 15 rebounds; M. Smith 14 points
1989/Regional Semis	Bowling Green, Ky. (March 23)	No. 2 Long Beach St. 89, No. 3 Ohio State 83	Lowry 33 points, 12 rebounds; Cline 22 points, 13 rebounds, 7 assists
1988/Second Round*	Columbus, Ohio (March 20)	No. 3 Ohio State 116, No. 6 Syracuse 75	Lowry 30 points; Hall 28 points, 10 rebounds, 6 assists
1988/Regional Semis	Athens, Ga. (March 24)	No. 2 Maryland 78, No. 3 Ohio State 66	Lowry 15 points, 5 steals; Hall 8 rebounds
1987/Second Round*	Eugene, Ore. (March 14)	No. 2 Ohio State 76, No. 7 Oregon 62	Hall 18 points, 14 rebounds; Sanford 14 points, 9 assists
1987/Regional Semis	Los Angeles, Calif. (March 19)	No. 2 Ohio State 74, No. 3 USC 63	Hall 15 points, 11 rebounds; Dombkowski 15 points; Sanford 9 assists
1987/Regional Finals	Los Angeles, Calif. (March 21)	No. 1 Long Beach St. 102, No. 2 Ohio State 82	Hall 26 points, 14 rebounds; Lowry 18 points
1986/Second Round*	Columbus, Ohio (March 16)	No. 9 Ohio State 87, No. 6 Maryland 71	Lowry 26 points, 8 rebounds; Roth 16 points
1986/Regional Semis	Iowa City, Iowa (March 20)	No. 2 LSU 81, No. 9 Ohio State 80	Hall 18 points, 7 rebounds; Roth 15 points; Cline 14 points
1985/Second Round*	Columbus, Ohio	No. 2 Ohio State 102, No. 7 Holy Cross 60	Angel 18 points, 7 assists; Hall 12 points, 10 rebounds
1985/Regional Semis	Norwalk, Va.	No. 2 Ohio State 81, No. 3 Penn State 78	F. Lewis 37 points, 14 rebounds; Angel 8 assists
1985/Regional Finals	Norwalk, Va.	No. 1 Old Dominion 72, No. 2 Ohio State 68	Hall 18 points, 11 rebounds; Angel 17 points, 4 assists
1984/First Round	Columbus, Ohio	No. 4 Mississippi 77, No. 5 Ohio State 55	Angel 18 points, 6 steals; F. Lewis 16 points, 12 rebounds
1982/First Round	Des Moines, Iowa	No. 4 Drake 90, No. 5 Ohio State 79	Angel 29 points, 5 steals; Tucker 18 points

*Ohio State received a bye during the first round

NCAA TOURNAMENT RECORDS

FOSTER AND THE NCAA TOURNAMENT

Year	Outcome.....(Seed) Foster Team - Opponent
1985	L, 67-63 ... (5) St. Joseph's vs. (4) North Carolina St.
1986	L, 74-65 ... (5) St. Joseph's vs. (4) Western Kentucky
1987	W, 67-56(9) St. Joseph's vs. (8) South Alabama
	L, 86-56(9) St. Joseph's vs. (1) Texas
1988	W, 68-66(7) St. Joseph's vs. (10) Bowling Green
	L, 68-66(7) St. Joseph's vs. (2) Maryland
1989	W, 82-68(10) St. Joseph's vs. (7) Vanderbilt
	L, 84-65 ..(10) St. Joseph's vs. (2) Long Beach State
1990	L, 91-69(9) St. Joseph's vs. (8) Old Dominion
1992	W, 75-47(3) Vanderbilt vs. (6) Connecticut
	W, 86-72(3) Vanderbilt vs. (2) Miami (Fla.)
	L, 77-67(3) Vanderbilt vs. (1) Virginia
1993	W, 82-63(1) Vanderbilt vs. (*) California
	W, 59-56 (1) Vanderbilt vs. (4) Stephen F. Austin
	W, 58-53(1) Vanderbilt vs. (*) Louisiana Tech
	L, 60-46(1) Vanderbilt vs. (2) Texas Tech
1994	W, 95-85(2) Vanderbilt vs. (15) Grambling
	W, 98-72(2) Vanderbilt vs. (10) Minnesota
	L, 73-69(2) Vanderbilt vs. (3) North Carolina
1995	W, 90-44(1) Vanderbilt vs. (16) Northern Illinois
	W, 95-68(1) Vanderbilt vs. (8) Memphis
	L, 67-66(1) Vanderbilt vs. (4) Purdue
1996	W, 100-83(3) Vanderbilt vs. (14) Harvard
	W, 96-82(3) Vanderbilt vs. (6) Wisconsin
	W, 74-63(3) Vanderbilt vs. (2) Iowa
	L, 67-57(3) Vanderbilt vs. (1) Connecticut
1997	W, 74-62(6) Vanderbilt vs. (11) Washington
	W, 51-44(6) Vanderbilt vs. (3) Kansas
	L, 66-52(6) Vanderbilt vs. (2) Georgia
1998	L, 76-71 (OT)(6) Vanderbilt vs. (11) UC Santa Barbara
2000	W, 71-69 (2OT).....(9) Vanderbilt vs. (8) Kansas
	L, 66-65(9) Vanderbilt vs. (1) Louisiana Tech
2001	W, 83-57(3) Vanderbilt vs. (14) Idaho State
	W, 65-59(3) Vanderbilt vs. (6) Colorado
	W, 84-65(3) Vanderbilt vs. (2) Iowa State
	L, 72-64(3) Vanderbilt vs. (1) Notre Dame
2002	W, 63-38(1) Vanderbilt vs. (16) Oakland
	W, 61-35(1) Vanderbilt vs. (9) Arizona State
	W, 70-61(1) Vanderbilt vs. (4) North Carolina
	L, 68-63(1) Vanderbilt vs. (2) Tennessee
2003	W, 66-44(4) Ohio State vs. (13) Weber State
	L, 61-74(4) Ohio State vs. (5) Louisiana Tech
2004	W, 73-67(6) Ohio State vs. (11) West Virginia
	L, 63-48(6) Ohio State vs. (3) Boston College
2005	W, 86-45(2) Ohio State vs. (15) Holy Cross
	W, 75-65(2) Ohio State vs. (8) Maryland
	L, 64-58(2) Ohio State vs. (3) Rutgers
2006	W, 68-45(1) Ohio State vs. (16) Oakland
	L, 79-69(1) Ohio State vs. (8) Boston College
2007	L, 67-63(4) Ohio State vs. (13) Marist
2008	L, 60-49(6) Ohio State vs. (11) Florida State
2009	W, 77-63(3) Ohio State vs. (14) Sacred Heart
	W, 64-58 ... (3) Ohio State vs. (11) Mississippi State
	L, 84-66(3) Ohio State vs. (2) Stanford
2010	W, 93-59(2) Ohio State vs. (15) St. Francis (Pa.)
	L, 87-67(2) Ohio State vs. (7) Mississippi State
2011	W, 80-69(4) Ohio State vs. (13) UCF
	W, 67-60(4) Ohio State vs. (5) Georgia Tech
	L, 75-85(4) Ohio State vs. (1) Tennessee
2012	L, 65-69(8) Ohio State vs. (9) Florida

Overall 34-26 - .566 (26 years)

POINTS (20+)

37.....	Francine Lewis	(3/21/85)
33.....	Nikita Lowry	(3/23/89)
30.....	Jantel Lavender	(3/19/11)
30.....	Nikita Lowry	(3/20/88)
29.....	Yvette Angel	(3/14/82)
29.....	Katie Smith	(3/18/96)
28.....	Katie Smith	(4/4/93)
28.....	Tracey Hall	(3/20/88)
27.....	Nikita Lowry	(3/19/89)
26.....	Katie Smith	(3/16/96)
26.....	Tracey Hall	(3/21/87)
26.....	Nikita Lowry	(3/16/86)
25.....	Averill Roberts	(3/27/93)
23.....	Taylor Hill	(3/18/12)
23.....	Jantel Lavedner	(3/21/10)
23.....	Samantha Prahalis	(3/21/09)
23.....	Ashlee Trebilcock	(3/17/07)
23.....	Jessica Davenport	(3/20/05)
23.....	Debbie Merrill	(3/19/06)
22.....	Samantha Prahalis	(3/21/11)
22.....	Brandie Hoskins	(3/22/05)
22.....	Lisa Cline	(3/23/89)
22.....	Jessica Davenport	(3/27/05)
22.....	Jessica Davenport	(3/20/04)
21.....	Jantel Lavender	(3/21/11)
21.....	Jantel Lavender	(3/22/08)
21.....	Jessica Davenport	(3/21/06)
20.....	Jantel Lavender	(3/23/09)
20.....	Katie Smith	(3/25/93)
20.....	Audrey Burcy	(3/25/93)
20.....	Audrey Burcy	(3/27/93)

REBOUNDS (10+)

18.....	Jessica Davenport	(3/19/06)
16.....	Jantel Lavender	(3/21/10)
15.....	Nikita Lowry	(3/19/89)
14.....	Ashley Adams	(3/18/12)
14.....	Jessica Davenport	(3/27/05)
14.....	Tracey Hall	(3/14/87)
14.....	Tracey Hall	(3/21/85)
13.....	Nikki Keyton	(4/3/93)
13.....	Lisa Cline	(3/23/89)
12.....	Nikita Lowry	(3/23/89)
12.....	Francine Lewis	(3/18/84)
11.....	Jantel Lavender	(3/19/11)
11.....	Jantel Lavender	(3/21/11)
11.....	Jessica Davenport	(3/20/05)
11.....	Tracey Hall	(3/23/85)
11.....	Tracey Hall	(3/19/87)
11.....	Katie Smith	(4/4/93)
11.....	LaToya Turner	(3/20/04)
10.....	Jantel Lavender	(3/26/11)
10.....	Tracey Hall	(3/17/85)
10.....	LaToya Turner	(3/22/04)
10.....	Francine Lewis	(3/21/85)
10.....	Jantel Lavender	(3/21/09)
10.....	Star Allen	(3/23/09)

ASSISTS (7+)

13.....	Samantha Prahalis	(3/21/10)
10.....	Samantha Prahalis	(3/19/11)
9.....	Geneva Sanford	(3/19/87)
9.....	Geneva Sanford	(3/14/87)
8.....	Samantha Prahalis	(3/21/11)
8.....	Ashley Allen	(3/22/05)
8.....	Brandie Hoskins	(3/20/05)
8.....	Yvette Angel	(3/21/85)
8.....	Katie Smith	(3/21/93)
7.....	Samantha Prahalis	(3/26/11)
7.....	Samantha Prahalis	(3/21/09)
7.....	Yvette Angel	(3/17/85)
7.....	Lisa Cline	(3/23/89)

7.....	Katie Smith	(3/16/96)
7.....	Kim Wilburn	(3/23/03)

BLOCKS (3+)

5.....	Ashley Adams	(3/21/11)
5.....	Jessica Davenport	(3/21/06)
5.....	Jessica Davenport	(3/20/04)
4.....	Jantel Lavender	(3/26/11)
4.....	Sarah Schulze	(3/23/10)
4.....	Jantel Lavender	(3/22/08)
4.....	Jessica Davenport	(3/20/05)
3.....	Ashley Adams	(3/18/12)
3.....	Jantel Lavender	(3/21/09)
3.....	Mindy Smith	(3/14/90)
3.....	Jessica Davenport	(3/22/04)

STEALS (5+)

8.....	Averill Roberts	(4/3/93)
6.....	Audrey Burcy	(3/25/93)
6.....	Yvette Angel	(3/18/84)
5.....	Shavelle Little	(3/21/10)
5.....	Nikita Lowry	(3/24/88)
5.....	Yvette Angel	(3/14/82)

DOUBLE-DOUBLES

player.....	Pts/Rebs	Opponent (Date)
F. Lewis.....	16/12	Mississippi (3/18/84)
T. Hall.....	12/10	Holy Cross (3/17/85)
F. Lewis.....	31/10	Penn State (3/21/85)
T. Hall.....	18/14	Oregon (3/14/87)
T. Hall.....	15/11	USC (3/19/87)
T. Hall.....	26/14	Long Beach St. (3/21/87)
T. Hall.....	28/10	Syracuse (3/20/88)
N. Lowry.....	33/12	Long Beach St. (3/23/89)
L. Cline.....	22/13	Long Beach St. (3/23/89)
N Lowry.....	27/15	James Madison (3/19/89)
N. Keyton.....	14/13	Iowa (4/3/93)
K. Smith.....	28/11	Texas Tech (4/5/93)
C. Coleman.....	12/11	La. Tech (3/25/03)
L. Turner.....	10/11	W. Virginia (3/20/04)
J. Davenport.....	23/11	Holy Cross (3/20/05)
J. Davenport.....	22/14	Rutgers (3/27/05)
J. Davenport.....	19/18	Oakland (3/19/06)
J. Lavender.....	19/10	Sacred Heart (3/21/09)
S. Allen.....	12/10	Mississippi State (3/23/09)
J. Lavender.....	23/16	St. Francis, Pa. (3/21/10)
S. Prahalis.....	14/13 (Ast.)	St. Francis, Pa. (3/21/10)
J. Lavender.....	30/10	UCF (3/19/11)
S. Prahalis.....	19/10 (Ast.)	UCF (3/19/11)
J. Lavender.....	21/11 (Ast.)	Georgia Tech (3/21/11)
J. Lavender.....	19/10	Tennessee (3/26/11)
A. Adams.....	11/14	Florida (3/18/12)



Jessica Davenport was a perfect 10-for-10 vs. West Virginia March 20 in the 2004 NCAA First Round game.

BIG TEN TOURNAMENT HISTORY

2012 INDIANAPOLIS

Round 1	Bye	
Quarterfinals	No. 2 Ohio State vs. No. 7 Michigan	W, 57-48
Semifinals	No. 2 Ohio State vs. No. 6 Nebraska	L, 62-77

2011 INDIANAPOLIS

Round 1	Bye	
Quarterfinals	No. 4 Ohio State vs. No. 5 Iowa	W, 71-61
Semifinals	No. 4 Ohio State vs. No. 1 Michigan State	W, 72-57
Final	No. 4 Ohio State vs. No. 2 Penn State	W, 84-70

2010 INDIANAPOLIS

Round 1	Bye	
Quarterfinals	No. 1 Ohio State vs. No. 9 Illinois	W, 66-55
Semifinals	No. 1 Ohio State vs. No. 4 Wisconsin	W, 82-73
Final	No. 1 Ohio State vs. No. 3 Iowa	W, 66-44

2009 INDIANAPOLIS

Round 1	Bye	
Quarterfinals	No. 1 Ohio State vs. No. 9 Illinois	W, 70-53
Semifinals	No. 1 Ohio State vs. No. 4 Iowa	W, 72-56
Final	No. 1 Ohio State vs. No. 3 Purdue	W, 67-66

2008 INDIANAPOLIS

Round 1	Bye	
Quarterfinals	No. 1 Ohio State vs. No. 9 Illinois	L, 58-64

2007 INDIANAPOLIS

Round 1	Bye	
Quarterfinals	No. 1 Ohio State vs. No. 9 Indiana	W, 72-60
Semifinals	No. 1 Ohio State vs. No. 5 Penn State	W, 73-71 OT
Final	No. 1 Ohio State vs. No. 2 Purdue	L, 64-52

2006 INDIANAPOLIS

Round 1	Bye	
Quarterfinals	No. 1 Ohio State vs. No. 8 Penn State	W, 64-46
Semifinals	No. 1 Ohio State vs. No. 4 Michigan State	W, 68-64
Final	No. 1 Ohio State vs. No. 2 Purdue	W, 63-60

2005 INDIANAPOLIS

Round 1	Bye	
Quarterfinals	No. 1 Ohio State vs. No. 8 Wisconsin	W, 70-46
Semifinals	No. 1 Ohio State vs. No. 4 Minnesota	L, 66-63 (OT)

2004 INDIANAPOLIS

Round 1	Bye	
Quarterfinals	No. 3 Ohio State vs. No. 6 Minnesota	W, 58-50
Semifinals	No. 3 Ohio State vs. No. 2 Purdue	L, 67-61

2003 INDIANAPOLIS

Round 1	Bye	
Quarterfinals	No. 4 Ohio State vs. No. 5 Michigan State	W, 71-55
Semifinals	No. 4 Ohio State vs. No. 1 Penn State	W, 72-61
Final	No. 4 Ohio State vs. No. 3 Purdue	L, 67-65

2002 INDIANAPOLIS

Round 1	No. 7 Ohio State vs. No. 10 Michigan State	W (2OT), 89-82
Quarterfinals	No. 7 Ohio State vs. No. 2 Penn State	L, 70-55

2001 GRAND RAPIDS, MICH.

Round 1	No. 8 Ohio State vs. No. 9 Michigan State	W, 52-48
Quarterfinals	No. 8 Ohio State vs. No. 1 Purdue	L, 81-61

2000 INDIANAPOLIS

Round 1	No. 9 Ohio State vs. No. 8 Indiana	W, 58-44
Quarterfinals	No. 9 Ohio State vs. No. 1 Penn State	L, 64-48

1999 INDIANAPOLIS

Round 1	Bye	
Quarterfinals	No. 5 Ohio State vs. No. 4 Wisconsin	W, 70-61
Semifinals	No. 5 Ohio State vs. No. 1 Purdue	L, 72-59

1998 INDIANAPOLIS

Round 1	No. 8 Ohio State vs. No. 9 Michigan State	W, 83-61
Quarterfinals	No. 8 Ohio State vs. No. 1 Iowa	L, 72-54

1997 INDIANAPOLIS

Round 1	No. 10 Ohio State vs. No. 7 Penn State	W, 80-79
Quarterfinals	No. 10 Ohio State vs. No. 2 Michigan State	L, 85-79

1996 INDIANAPOLIS

Round 1	No. 6 Ohio State vs. No. 11 Minnesota	W, 78-64
Quarterfinals	No. 6 Ohio State vs. No. 3 Wisconsin	W, 72-58
Semifinals	No. 6 Ohio State vs. No. 2 Penn State	L, 84-70

1995 INDIANAPOLIS

Round 1	No. 7 Ohio State vs. No. 10 Illinois	W, 87-73
Quarterfinals	No. 7 Ohio State vs. No. 2 Purdue	W, 72-59
Semifinals	No. 7 Ohio State vs. No. 6 Michigan State	W, 70-63
Final	No. 7 Ohio State vs. No. 1 Penn State	L, 68-63

1982 AT MICHIGAN STATE (EAST LANSING, MICH.)

Double-Elimination Tournament Ohio State won, 3-0



The Buckeyes captured their third straight tournament crown in 2011.

BIG TEN CHAMPIONS



Front Row (L to R): Samantha Prahalis, Amber Stokes, Shavelle Little, Cherise Daniel, Maria Moeller, Brittany Johnson. Back Row (L to R): Brianna Sanders, Emilee Harmon, Aleksandra Dobranic, Andrea Walker, Jantel Lavender, Sarah Schulze, Tayler Hill, Alison Jackson.

2009-10 OHIO STATE BUCKEYES

Big Ten Champions

Ohio State won a record-setting sixth-consecutive Big Ten regular season championship and its 13th overall with a 31-5 overall mark - a school record for wins - and a 15-3 mark in the Big Ten. No team - men's or women's - has ever won six straight Big Ten regular season titles. The Buckeyes also won their second-consecutive Big Ten tournament championship with a 66-64 win over Iowa in the championship game.

The success of the 2009-10 season earned the Buckeyes a No. 2 seed in the NCAA tournament, their eighth straight appearance in the Big Dance and the program's 19th overall. The two-seed was the highest for the Buckeyes since they were a No. 1 seed in the 2006 tournament.

Individually, Jantel Lavender was named to the State Farm/WBCA All-America team for the second straight year and was named the Big Ten player of the year for the third year in a row. Samantha Prahalis was named first team All-Big Ten with Lavender.

Ohio State also won the 2009 Preseason WNIT with a 93-72 win over Oklahoma State.



BIG TEN CHAMPIONS



Front Row (L to R): Maria Moller, Sarah Schulze, Andrea Walker, Jantel Lavender, Star Allen. Back Row (L to R): Alison Jackson, Samantha Prahalis, Shavelle Little, Cherise Daniel, Brittany Johnson, Amber Stokes, Ashlee Trebilcock.

2008-09 OHIO STATE BUCKEYES

Big Ten Champions

Ohio State turned in a record-setting 2008-09 campaign, winning its record-tying fifth consecutive Big Ten regular season championship with a 15-3 conference mark. The Buckeyes recorded 29 wins, which tied for the third-most in Division I that season. The Buckeyes also won the 2009 Big Ten Tournament championship, its second tournament title in four years.

Sophomore Jantel Lavender earned State Farm/Coaches and USBWA All-America honors, Big Ten player of the year honors for the second-consecutive season and was named the Big Ten tournament's most outstanding player.

Freshman Samantha Prahalis was named Big Ten freshman of the year and was a second team selection by the media and honorable mention by the coaches. She also was named to the Berkeley Regional all-tournament team.

Jim Foster was tabbed as the conference coach of the year by his peers and by a 22-member media panel -- his fourth in the last five years.

Junior Shavelle Little became the second player in conference history to be named defensive player of the year in consecutive seasons while senior Star Allen was named All-Big Ten third team by both the coaches and the media.

The Buckeyes made a school record-tying seventh-consecutive and 18th overall appearance in the NCAA tournament. No. 3 seed Ohio State made its first Sweet 16 appearance since 2005 before bowing out to No. 2 seed and Final Four-bound Stanford.



BIG TEN CHAMPIONS



Front Row (L to R): Maria Moller, Andrea Walker, Star Allen, Tamarah Riley, Marscilla Packer, Alice Jamen, Ashlee Trebilcock, Cherise Daniel. Back Row (L to R): Alison Jackson, Sarah Schulze, Leslee Mason-Cox, Jantel Lavender, Brittany Johnson, Shavelle Little.

2007-08 OHIO STATE BUCKEYES

Big Ten Champions

Ohio State claimed its fourth-consecutive Big Ten crown and made its sixth-straight appearance in the NCAA tournament in 2007-08. The Buckeyes finished 22-9 overall and boasted a 13-5 conference mark.

Ohio State was led by sensational freshman Jantel Lavender, who enjoyed the greatest season by a Buckeye freshman since Katie Smith in 1993. Lavender was voted the 2008 Big Ten co-Player of the Year (coaches), becoming the first Big Ten freshman – men or women's – to win player of the year honors. She also was named the Big Ten player of the week a record four times by a freshman. An honorable mention *Associated Press* All-American, Lavender was the second-leading freshman scorer (17.6 ppg) and third-leading freshman rebounder (9.9 rpg) in the nation and ranked among the Top 3 in the Big Ten in scoring, rebounding and FG percentage (.513).

Sophomore Shavelle Little fought through a knee injury a majority of the season, but still took home Big Ten defensive player of the year honors despite not playing at 100 percent the last two months of the season. She led the Big Ten with 2.7 steals per game.

Senior Marscilla Packer was a second-team All-Big Ten selection while junior Ashlee Trebilcock received honorable mention honors.



BIG TEN CHAMPIONS



Front Row (L to R): Brandie Hoskins, Stephanie Blanton, Jessica Davenport, Andrea Walker, Star Allen, Alice Jamen. Back Row (L to R): Maria Moeller, Shavelle Little, Cherise Daniel, Leslee Mason-Cox, Tamarah Riley, Marscilla Packer, Ashlee Trebilcock.

2006-07 OHIO STATE BUCKEYES Big Ten Champions

Ohio State claimed its third-consecutive Big Ten crown and made its fifth straight appearance in the NCAA tournament in 2007. The Buckeyes finished 28-4 overall and boasted a 15-1 conference mark. Ohio State was led by a trio of seniors who completed their careers with a Buckeye best 108 wins in four seasons. Senior Jessica Davenport was named the Big Ten's first three-time recipient of its player of the year award and she also became Ohio State's initial three-time All-American honoree.

The Buckeyes won 24 of their first 25 games, the best start in team history en route to winning their Big Ten all-time best 10 league title. Senior Brandie Hoskins was named second-team All-Big Ten, along with sophomore Star Allen. Junior Marscilla Packer was a third-team honoree.

Head coach Jim Foster was awarded league coach of the year honors for the third straight year, also a league first.



BIG TEN CHAMPIONS



Front Row (L to R): Kim Wilburn, Ashley Allen, Debbie Merrill, Tia Battle, Candace Dark. Back Row: Marscilla Packer, Star Allen, Tamarah Riley, Alice Jamen, Jessica Davenport, Stephanie Blanton, Brandie Hoskins.

2005-06 OHIO STATE BUCKEYES

Big Ten Champions

Ohio State repeated as Big Ten champions and captured the program's first conference tournament crown in 2006. Led by junior center Jessica Davenport, who won her second Big Ten Player of the Year award, the Buckeyes concluded the season with an overall record of 29-3 and finished 15-1 in Big Ten play. After opening 1-1 in league competition, the Buckeyes rolled off 14 straight Big Ten victories en route to their ninth all-time conference title, the most in league history.

Overall, the Buckeyes won a program-best 20 consecutive games and earned their second all-time No. 1 seed in the NCAA tournament.

Head coach Jim Foster was awarded league coach of the year honors for the second straight season after guiding the Buckeyes to the team's fourth NCAA appearance in his four seasons at Ohio State.



Front Row (L to R): Dally (Strength Coach), Bond, Smith, Sebastian, Keyton, Roberts, Burcy, Johnson, Jackson, Baugh (Trainer). Middle Row: Lomeli (Mgr.), Garmes (Asst. Coach), McFerrin (Asst. Coach), Howard, Fergus, Turner, Negri, Ingwersen, Darsch (Head Coach), Phelps (Mgr.), Snavelly (Student Asst.). Back Row: Harris (Asst. Coach), Thompson (Mgr.).

1992-93 OHIO STATE BUCKEYES (28-4)

Big Ten Co-Champions

NCAA National Runners-Up

Ohio State recorded a 16-2 record in conference action and also went unbeaten (16-0) at home. The squad started the season with eight consecutive wins and finished on a 14-game win streak before falling to Texas Tech in the national championship game. Katie Smith was named a Kodak All-American in her rookie season, becoming the first freshman to win such honors since USC's Cheryl Miller. Nikki Keyton and Averill Roberts were named first team All-Big Ten, while Smith was a second team honoree and Audrey Burcy was an honorable mention all-conference pick. Smith also was recognized as the 1993 Big Ten Freshman of the Year.



Front Row (L to R): Kim Wilburn, Michelle Muñoz, Ashley Allen, Caity Matter, Beth Howe, Tia Battle, Candace Dark. Back Row (L to R): Brandie Hoskins, Stephanie Blanton, Alice Jamen, Jessica Davenport, Debbie Merrill, Tamarah Riley, Marscilla Packer.

2004-05 OHIO STATE BUCKEYES

Big Ten Co-Champions

Ohio State celebrated its 40th season with a Big Ten co-championship and its first appearance in the "Sweet 16" since 1993. The Buckeyes established a program record by becoming the first OSU squad to win 30 games in a single season, finishing 30-5 overall, 14-2 in the Big Ten schedule and a perfect 17-0 at home.

The Buckeyes secured a share of the Big Ten championship with a 69-58 victory over Penn State in front of a school and Big Ten record-setting attendance of 17,525. The attendance ranked No. 3 in the country for crowds at a women's college basketball game in the 2004-05 season.

In postseason play, Ohio State reached the regional semifinals of the NCAA tournament for the first time since 1993.



Front Row (L to R): Perozek, Lowry, Coutts, Johnson, Sanford, Cline, Snavelly. Back Row: Darsch (Head Coach), Ostrowski (Asst. Coach), Noel (Mgr.), Jones, Sanchez, Smith, Bruce, Pullie, Lindsey (Asst. Coach), Daniel (Trainer), Roesch (Grad Asst.), Keller (Mgr.).

1988-89 OHIO STATE BUCKEYES (24-6)

Big Ten Co-Champions

NCAA East Regional Semifinalists

The Buckeyes posted a 16-2 mark in the Big Ten and finished the regular season with nine consecutive conference wins. The squad went on to advance to the east regional semifinals of the NCAA tournament. Nikita Lowry was named a Kodak All-American and Lisa Cline garnered Big Ten Player of the Year accolades. Lowry and Cline were named first team All-Big Ten and teammates Nicole Sanchez and Geneva Sanford were named honorable mention All-Big Ten.

BIG TEN CHAMPIONS



Front Row (L to R): Johnson, Cline, Gilkey, Dombkowski, Roth, Sanford, Coutts. Back Row: Daniel (Trainer), Noel (Mgr.), Ostrowski (Asst. Coach), Hall, Sanchez, Smith, Lowry, McClure (Grad. Asst.), Lindsey (Asst. Coach), Darsch (Head Coach), Davis (Mgr.).

1986-87 OHIO STATE BUCKEYES (26-5)

Big Ten Co-Champions / NCAA West Regional Finalists

Ohio State finished the year with a 17-1 conference record and also amassed an impressive 12-1 mark on the road. The Buckeyes competed in the Elite Eight of the NCAA tournament, advancing to the west regional finals. Tracey Hall became the first Ohio State player to be recognized as a Kodak All-American. She also was honored as the Big Ten Player of the Year and was a first team All-Big Ten selection. Lisa Cline received second team all-conference laurels and Jodi Roth was named honorable mention all-conference.



Front Row (L to R): Johnson, Lowry, Cline, Smith, Lewis, Roesch, Mazzola, Sanford, Coutts. Back Row (L to R): Daniel (Trainer), Angel (Asst.), Lindsey (Asst. Coach), Darsch (Head Coach), Hall, Gilkey, Dombkowski, Winters, Roth, Ostrowski (Asst. Coach), McClure (Grad. Asst.), Snively (Mgr.), Noel (Mgr.), Davis (Mgr.).

1985-86 OHIO STATE BUCKEYES (23-7)

Big Ten Champions / NCAA Midwest Regional Semifinalists

Nancy Darsch began her first season at the helm of the Ohio State women's basketball program and led the Buckeyes to a 16-2 Big Ten record. The program advanced to the midwest regional semifinals of the NCAA tournament. Tracey Hall became Ohio State's first Big Ten player of the year and also was a first team All-Big Ten selection. Lisa Cline was recognized as an honorable mention selection all-league and was named Big Ten Freshman of the Year.



Front Row (L to R): Chapman, Watt, Cowdery, Robinson, Busch, Angel. Back Row: Daniel (Trainer), White (Grad. Asst.), Tucker (Grad. Asst.), Smith, Roth, Gilkey, Dombkowski, Lewis, Roesch, Lichonczak (Asst. Coach), VanDerveer (Head Coach), Todd (Mgr.), Chorman (Mgr.).



Front Row (L to R): Smith, Lewis, Busch, Chapman, Watt, Angel, Roesch. Back Row: Snively (Mgr.), Noel (Mgr.), Daniel (Trainer), Coutts, Gilkey, Winters, Dombkowski, Hall, Roth, Mazzola, Williams, VanDerveer (Head Coach), Lichonczak (Asst. Coach), Tucker (Asst. Coach), Guevara (Grad. Asst.).

1984-85 OHIO STATE BUCKEYES (23-8)

Big Ten Champions / NCAA East Regional Finalists

Head coach Tara VanDerveer spent her last season at Ohio State leading the program to an undefeated 18-0 record in Big Ten play. The squad finished the season on a 20-game win streak before falling to eventual national champion Old Dominion in the east regional finals of the NCAA tournament. Yvette Angel and Francine Lewis were honored with first-team All-Big Ten accolades. Tracey Hall was named to the second team and also was dubbed Ohio State's first Big Ten freshman of the year. VanDerveer was awarded Big Ten coach of the year laurels.



Front Row (L to R): Smith, Angel, Plank, Simpson, Roesch. Back Row: Chorman (Mgr.), White (Grad. Asst.), Tucker (Grad. Asst.), Cowdery, Hamilton, Watt, Lewis, Chapman, Robinson, Busch, Van Derveer (Head Coach), Lichonczak (Asst. Coach), Daniel (Trainer).

1982-83 OHIO STATE BUCKEYES (23-5)

Big Ten Co-Champions

In the first official season of Big Ten competition, the Buckeyes tallied a 15-3 conference record to claim its first Big Ten championship. The squad also defended the floor of St. John Arena with a perfect 14-0 home record. Yvette Angel was honored as a first team All-Big Ten selection.

1983-84 OHIO STATE BUCKEYES (22-7)

Big Ten Champions / NCAA First Round

Ohio State posted a 17-1 record in Big Ten action for its first outright conference title. Head coach Tara VanDerveer was recognized as Ohio State's first Big Ten coach of the year. Buckeyes Carla Chapman and Francine Lewis were first-team All-Big Ten selections while Yvette Angel was honored as a second team all-conference pick. Chapman also became the first Buckeye to be named Big Ten Player of the Week on Jan. 16.

OHIO STATE YEARLY RESULTS

OHIO STATE COACHING HISTORY

Years	Coach	Seasons	Won	Lost	Pct.
1965-70	Phyllis J. Bailey	5	28	10	.737
1970-72	Mary Combs	2	14	6	.700
1972-80	Debbie Wilson	8	157	58	.739
1980-85	Tara VanDerveer	5	110	37	.748
1985-97	Nancy Darsch	12	234	125	.652
1997-01	Beth Burns	5	81	65	.555
2002-Pres	Jim Foster	10	261	69	.790
TOTALS		47	885	370	.705

1965-66

Overall Record 3-4

OSU	OPP	Opponent
46 +	41	Muskingum
36 -	38	Kent State
38 -	39	Dayton
40 -	55	Miami (Ohio)
38 -	44	Bowling Green
85 +	50	Denison
39 +	29	Ohio

1966-67

Overall Record 5-3

OSU	OPP	Opponent
37 -	38	Ashland
57 +	21	Baldwin-Wallace
60 +	41	OHIO
45 +	37	Bowling Green
55 -	62	Miami (Ohio)
53 -	56	Kent State
65 +	25	Dayton
65 +	41	Central State

1967-68

Overall Record 5-1

OSU	OPP	Opponent
54 +	39	Ashland
71 +	45	OHIO
52 +	36	Dayton
32 -	35	Kent State
84 +	63	Miami (Ohio)
62 +	41	Bowling Green

1968-69

Overall Record 8-2

OSU	OPP	Opponent/Tournament
49 +	37	Bowling Green
58 +	29	Ohio
54 +	48	Dayton
69 +	31	Kent State
69 +	35	Mt. St. Joseph
59 +	57	Central State
34 +	46	Marysville
31 +	11	Ashland
29 -	31	Lynchburg
63 -	67	Northeastern

1969-70

Overall Record 7-0

OSU	OPP	Opponent
52 +	19	Ball State
60 +	24	Ohio
62 +	50	Dayton
61 +	37	Miami (Ohio)

86 +	22	Central State
56 +	51	Kent State
49 +	34	Bowling Green

1970-71

Overall Record 4-2

OSU	OPP	Opponent
37 -	42	Ball State
52 +	32	Ohio
40 -	46	Dayton
66 +	23	Miami (Ohio)
74 +	45	Kent State
49 +	43	Bowling Green

1971-72

Overall Record 10-4

Home 3-1 Away 3-2 Neutral 4-1

OSU	OPP	Opponent
44 -	51	BALL STATE
68 +	53	BGSU
53 +	35	OHIO
35 +	27	Dayton
-		Marshall
+		MIAMI (OHIO)
+		Kent State

OAISW Tournament (Cedarville)

53 +	44	Wooster
47 +	28	Wittenberg
49 +	47	Bowling Green
66 +	56	Cedarville

MAIAW Tournament (C. Michigan)

-		Goshen
+		Bowling Green
-		Central Michigan

1972-73

Overall Record 15-1

Home 3-0 Away 7-0 Neutral 5-1

OSU	OPP	Opponent
45 +	33	Bowling Green
53 +	35	Ohio
82 +	42	Dayton
61 +	33	Miami (Ohio)
63 +	35	MARSHALL
58 +	25	Ashland
64 +	33	CEDARVILLE
47 +	28	OHIO DOMINICAN

OAISW Tournament (Cedarville)

53 +	21	Ohio Northern
68 +	31	Akron
65 +	23	Cincinnati
60 +	56	Cedarville

MAIAW Tournament (Cedarville)

62 +	29	Wisconsin
------	----	-----------

54 +	43	Calvin
44 -	53	Indiana
63 +	38	Cedarville (Consolation)

1973-74

Overall Record 18-2

Home 6-1 Away 6-0 Neutral 6-1

OSU	OPP	Opponent
74 +	34	BALL STATE
64 +	54	BOWLING GREEN
50 +	31	OHIO
57 +	53	Indiana State
50 +	43	Western Michigan
52 +	44	Calvin
68 +	42	Cedarville
50 -	52	INDIANA
64 +	29	ASHLAND
57 +	48	Marshall
56 +	32	MIAMI (OHIO)
72 +	43	EDINBORO STATE

OAISW Tournament (Wooster)

69 +	30	Mt. St. Joseph
60 +	41	Wooster
66 +	40	Ohio
70 +	41	Bowling Green

MAIAW Tournament (Terre Haute, Ind.)

54 +	34	Michigan State
55 +	50	Goshen (Ind.)
50 -	61	Illinois State
70 +	46	Western Illinois
		(Consolation Final)

1974-75

Overall Record 19-5

Home 5-1 Away 6-2 Neutral 8-2

OSU	OPP	Opponent
50 -	56	Bowling Green
01/21	66 +	33 Ohio
01/24	63 +	40 WESTERN MICHIGAN
01/25	69 +	64 INDIANA STATE
01/31	34 -	66 AUSTRALIA
02/01	67 +	59 Eastern Kentucky
02/02	77 +	66 Kentucky
02/04	87 +	44 CEDARVILLE
02/08	67 +	43 MARSHALL
02/11	66 +	58 Ashland
02/13	62 -	64 Indiana
02/18	62 +	51 Miami (Ohio)
02/22	57 +	53 PITTSBURGH

OAISW Tournament (Ada)

02/27	91 +	32 Ohio Wesleyan
02/28	80 +	42 Wooster
02/28	70 +	36 Dayton
03/01	59 +	44 Bowling Green State

MAIAW Tournament (Normal, Ill.)

03/04	72 +	57 Morris Harvey
03/05	65 +	46 Wisconsin LaCrosse
03/06	52 +	42 Indiana
03/08	56 +	41 Illinois State

IAIW Tournament (Harrisonburg, Va.)

03/19	72 +	59 West Georgia
	50 -	73 Southern Connecticut
	51 -	61 Kansas State

1975-76

Overall Record 26-6

Home 9-0 Away 6-2 Neutral 11-4

OSU	OPP	Opponent
12/19	86 +	60 Mississippi Univ. For Women

12/19	60 -	83 Tennessee Tech
12/20	56 -	60 Kentucky
12/20	44 -	61 Stephen F. Austin
01/12	50 -	56 Pittsburgh
01/13	84 +	50 Cincinnati
01/17	68 +	42 BOWLING GREEN
01/19	69 +	66 EASTERN KENTUCKY
01/20	73 +	53 OHIO
01/23	74 +	38 Michigan State
01/24	46 -	50 Western Michigan
01/27	67 +	44 MIAMI (OHIO)
01/30	48 +	45 James Madison
01/31	70 +	62 Illinois State
02/03	94 +	35 Cedarville

Big Ten Tournament (Champaign, Ill.)**

02/06	66 +	34 Minnesota**
02/07	61 +	28 Purdue**
02/07	73 +	60 Michigan State**
02/09	48 +	41 ASHLAND
02/14	55 +	47 INDIANA
02/16	70 +	50 KENTUCKY
02/17	65 +	50 Mt. St. Joseph
02/24	52 +	40 AKRON
02/27	56 +	50 NORTH CAROLINA

OAISW Tournament (Cedarville)

03/04	76 +	34 Central State
03/05	84 +	41 Mt. St. Joseph
03/06	66 +	52 Cincinnati
03/06	79 +	69 Ashland

MAIAW Tournament (Mt. Pleasant, Mich.)

58 -	61	Grand Valley State
85 +	48	Marshall
74 +	57	Indiana
70 +	57	Ball State

1976-77

Overall Record 21-7

Home 3-2 Away 11-2 Neutral 7-1

OSU OPP Opponent

12/04	87 +	55 Marshall
		Mississippi University for Women
		Christmas Tournament (Biloxi, Miss.)*
12/17	65 +	59 Pittsburgh*
12/17	65 -	71 Mississippi*
12/18	74 +	69 Belhaven*
12/18	57 -	67 Tennessee*

Penn State Invitational (Univ. Park, Pa.)**

01/07	42 -	54 Southern Connecticut**
01/08	76 -	79 Penn State**
01/11	60 -	63 WILLIAM PENN
01/15	94 +	37 Bowling Green
01/17	93 +	67 PITTSBURGH
01/22	71 +	54 WESTERN MICHIGAN
01/25	72 +	38 Miami (Ohio)
01/31	92 +	52 Ohio
02/05	85 +	68 North Carolina
02/08	82 +	57 Ashland

Big Ten Tournament (West Lafayette, Ind.)***

02/11	83 +	38 Purdue***
02/12	66 +	45 Indiana***
02/12	70 +	68 Michigan State***
02/14	71 +	55 CINCINNATI
02/17	72 -	79 ILLINOIS STATE
02/19	62 +	47 Indiana
02/22	105 +	35 Akron
02/26	83 +	58 Eastern Kentucky

OAISW Tournament (Oxford)

03/04	94 +	40 Akron
03/05	97 +	54 Bowling Green State
03/05	81 +	49 Miami (Ohio)

OHIO STATE YEARLY RESULTS

MAIAW Tournament (West Lafayette, Ind.)
03/10 78 + 59 So. Illinois–Carbondale
03/11 63 – 75 Michigan State

1977–78

Overall Record 23–8

Big Ten 3-0/1st

Home 7-0 Away 4-5 Neutral 12-3

OSU	OPP	Opponent
	70 +	58 Kentucky
	102 +	51 MARSHALL
	58 +	53 Pittsburgh
12/12	56 –	89 Tennessee

Mississippi University for Women

Christmas Tournament (Biloxi, Miss.)[†]

12/15	53 –	55 Mississippi University [*]
12/16	54 –	59 North Texas State [*]
12/16	72 +	55 Belhaven [*]
12/17	65 +	55 Kansas State [*]
01/03	94 +	47 MICHIGAN

Penn State Invitational (Univ. Park, Pa.)^{**}

01/06	58 –	68 Penn State ^{**}
01/07	68 +	65 Southern Connecticut ^{**}
01/11	89 +	62 West Virginia
01/16	53 +	48 ASHLAND
	84 +	38 Cincinnati
02/04	80 +	66 NORTH CAROLINA

Big Ten Tournament (West Lafayette, Ind.)^{***}

02/10	73 +	49 Wisconsin ^{***}
02/11	66 +	61 Michigan State ^{***}
02/12	77 +	62 Minnesota ^{***}
02/15	81 +	61 EASTERN KENTUCKY
02/18	70 –	80 Immaculata
02/21	85 +	56 N. KENTUCKY
	68 –	78 Illinois State
02/28	65 +	64 MICHIGAN STATE

OAISW Tournament (Bowling Green)

03/03	100 +	37 Toledo
03/03	85 +	42 Kent State
03/04	75 +	60 Miami (Ohio)

MAIAW Tournament (East Lansing, Mich.)

03/09	81 +	58 West Virginia
03/10	85 +	52 Wisconsin
03/11	71 +	58 Southern Illinois

AIW Central Satellite (Denton, Texas)

03/17	56 –	66 Wayland Baptist
03/18	69 –	79 Missouri

1978–79

Overall Record 19–11

Big Ten 2-1/3rd

Home 8-2 Away 4-3 Neutral 7-6

OSU	OPP	Opponent
12/02	59 –	70 KENTUCKY
12/09	71 +	58 W. MICHIGAN
12/12	74 –	88 Tennessee

Mississippi University for Women

Christmas Tournament (Biloxi, Miss.)[†]

12/14	69 +	55 Belhaven [*]
12/15	59 –	69 Tennessee [*]
12/15	72 –	84 Mississippi [*]
12/16	68 –	79 Mississippi University [*]
12/30	80 –	81 East Carolina
12/31	74 –	76 North Carolina

Penn State Invitational (Univ. Park, Pa.)^{**}

01/05	59 –	89 Texas–Austin ^{**}
01/06	79 +	69 S. Connecticut ^{**}
01/09	56 +	52 SOUTH CAROLINA
01/13	84 +	70 Queens
01/15	88 +	83 Michigan

01/20	86 +	76 INDIANA STATE
01/23	74 +	50 WEST VIRGINIA
01/26	48 –	72 OLD DOMINION
01/30	85 +	38 CINCINNATI
02/03	61 +	60 ILLINOIS–CHICAGO

Big Ten Tournament (Bloomington, Ind.)^{***}

02/09	79 +	67 Illinois ^{***}
02/09	69 –	75 Michigan State ^{***}
02/10	83 +	75 Minnesota ^{***}
02/15	74 +	57 ILLINOIS STATE
02/17	84 +	68 Eastern Kentucky
02/19	68 +	60 DAYTON
02/24	78 +	68 Michigan State

OAISW Tournament (Akron)

03/01	71 +	30 Cleveland State
03/02	73 +	49 Kent State
03/03	62 +	56 Youngstown State
MAIAW Tournament (Kalamazoo, Mich.)		
03/08	69 –	75 Detroit

1979–80

Overall Record 16–18

Big Ten 0-1/T6th

Home 8-3 Away 2-8 Neutral 6-7

OSU OPP Opponent

Queens' Classic (Plainview, Texas) [†]		
11/22	67 – 89	Louisiana Tech [†]
11/23	75 – 84	Memphis State [†]
11/24	85 – 88	Brigham Young [†]
12/01	71 + 37	INDIANA
12/07	73 + 68	Western Michigan
12/09	63 – 65	MICHIGAN STATE
Mid-America Classic (Columbia, Mo.) [‡]		
12/14	59 – 95	Missouri [‡]
12/15	73 + 63	Queens [‡]
12/18	70 – 92	Montclair State

Princeton Invitational (Princeton, N.J.)[§]

12/21	87 +	58 Princeton [§]
12/22	74 +	66 St. John's [§]
01/02	75 +	74 COLORADO

Penn State Invitational (Univ. Park, Pa.)[¶]

01/04	58 –	87 Texas–Austin [¶]
01/05	102 +	49 S. Connecticut [¶]
01/08	75 +	52 MICHIGAN
01/12	62 +	51 DEPAUL
01/16	80 +	60 Cincinnati
01/19	68 –	84 Illinois State
01/21	62 –	71 Indiana State
01/25	69 –	75 MIAMI (OHIO)
01/27	59 –	90 Kentucky
01/31	56 –	72 TENNESSEE
02/02	53 –	89 Dayton

Big Ten Tournament (Madison, Wis.)[¶]

02/08	60 –	61 Iowa [¶]
02/13	71 +	53 KENT STATE
02/16	56 –	85 Old Dominion
02/18	47 –	75 South Carolina
02/23	66 –	78 Tennessee Tech

OAISW Tournament (Columbus, Ohio)

03/01	81 + 51	OHIO
03/02	69 + 57	KENT STATE
03/02	69 + 62	CINCINNATI
MAIAW Championship (Terre Haute, Ind.)		
	80 + 68	Wisconsin
	49 - 62	Northwestern
	79 + 62	Marshall

1980–81

Overall Record 17–15

Big Ten 2-1/3rd

Home 4-5 Away 4-5 Neutral 9-5

OSU OPP Opponent

12/02	82 +	63 Marshall
12/06	71 +	37 W. MICH/GAN
12/13	79 +	67 ILLINOIS

Carolina Christmas Classic (Chapel Hill, N.C.)[†]

12/18	67 –	75 North Carolina [†]
12/19	85 +	56 Northern Kentucky [†]
12/20	58 –	65 Pittsburgh [†]
12/30	54 –	74 DePaul
01/03	60 –	71 Minnesota
01/06	46 –	54 DETROIT
01/08	69 +	62 SOUTH CAROLINA
01/10	66 +	53 Michigan State
01/13	66 –	69 CINCINNATI
01/17	56 –	64 ILLINOIS STATE
01/19	42 –	61 Indiana
01/21	53 –	58 Miami (Ohio)
01/24	93 +	59 INDIANA STATE
01/26	72 +	69 Purdue

Jennies Classic (Warrensburg, Mo.)[‡]

01/30	67 +	66 Colorado State [‡]
01/31	63 +	54 C. Missouri State [‡]
01/31	59 –	60 TENNESSEE TECH

Big Ten Tournament (Evanston, Ill.)[‡]

02/13	74 +	59 Illinois [‡]
02/14	48 –	65 Minnesota [‡]
02/15	58 +	56 Indiana [‡]
02/19	69 +	64 Kent State
02/24	71 –	79 Michigan
02/28	75 –	78 DAYTON

OAISW Tournament (Toledo)

03/06	74 +	52 Bowling Green State
03/07	65 +	63 Cincinnati
03/08	67 +	62 Kent State

MAIAW Tournament (Normal, Ill.)

03/12	60 +	54 Indiana
03/13	70 –	73 Illinois State
03/14	49 –	54 Detroit

1981–82

Overall Record 20–7

Big Ten 3-0/1st

Home 10-2 Away 6-4 Neutral 4-1

OSU OPP Opponent

12/01	74 +	59 TOLEDO
12/04	75 +	41 Western Michigan
12/12	75 +	69 KENTUCKY

Giusti Tournament of Champions (Portland, Ore.)[†]

12/16	88 +	62 Portland State [†]
12/17	83 +	82 Tennessee (2 OT) [†]
12/18	60 –	68 Oregon 3
12/29	67 +	58 INDIANA
01/02	66 –	78 PENN STATE
01/05	81 +	68 West Virginia
01/09	80 +	64 MICHIGAN
01/12	68 +	61 Dayton

MAIAW Championship (Terre Haute, Ind.)

01/16	52 +	49 Detroit
01/19	66 +	44 MOREHEAD STATE
01/23	70 +	52 PURDUE
01/29	60 –	65 Illinois
01/30	60 –	67 Illinois State
02/02	82 +	70 MIAMI (OHIO)
02/06	59 –	65 MICHIGAN STATE

Big Ten Tournament (East Lansing, Mich.)[‡]

02/12	68 +	66 Minnesota [‡]
02/13	69 +	68 Northwestern [‡]
02/14	69 +	66 Illinois [‡]
02/17	71 +	66 CLEVELAND STATE
02/20	71 +	55 PITTSBURGH
02/27	68 +	64 Syracuse
03/02	70 –	71 Cincinnati
03/06	63 +	55 DEPAUL

NCAA TOURNAMENT (First Round - Des Moines, Iowa)

03/14	79 –	90 Drake
-------	------	----------

1982–83

Overall Record 23–5

Big Ten 15-3/t 1st

Home 14-0 Away 7-5 Neutral 2-0

OSU OPP Opponent

11/27	76 +	50 DETROIT
12/02	60 –	74 Kentucky
12/04	90 +	57 DAYTON
12/11	83 +	64 CINCINNATI

Lady Brahman Christmas Invitational (Tampa, Fla.)[†]

12/17	91 +	63 Miami (Fla.) [†]
12/18	101 +	74 South Florida [†]
12/19	74 +	63 Virginia
12/21	62 –	78 Penn State
12/30	78 +	61 ILLINOIS STATE
01/03	81 +	67 SYRACUSE
01/09	79 +	63 INDIANA
01/14	89 +	43 PURDUE
01/16	81 +	69 ILLINOIS
01/21	82 +	62 Michigan
01/23	77 +	68 Michigan State
01/28	77 +	57 IOWA
01/30	89 +	59 NORTHWESTERN
02/04	84 +	66 Wisconsin
02/06	56 –	68 Minnesota
02/11	79 +	48 MINNESOTA
02/13	75 +	61 WISCONSIN
02/18	70 –	88 Northwestern
02/20	72 +	57 Iowa
02/25	70 +	63 MICHIGAN STATE
02/27	74 +	60 MICHIGAN
03/04	78 +	71 Illinois
03/06	91 +	68 Purdue
03/11	56 –	62 Indiana

1983–84

Overall Record 22–7

Big Ten 17-1/1st

Home 12-3 Away 10-3 Neutral 0-1

OSU OPP Opponent

11/26	64 + 39	Morehead State
11/29	77 + 52	WEST VIRGINIA
12/02	68 - 73	KENTUCKY
12/10	83 + 75	Pittsburgh
Dial Classic (Dallas, Texas) [†]		
12/16	88 - 94	Stephen F. Austin (OT) [†]
12/17	57 - 79	Louisiana Tech [†]
12/23	73 - 102	Southern California

BUCKEYE CLASSIC[‡]

12/29	67 –	73 CLEMSON [‡]
12/30	87 +	68 MIAMI (OHIO) [‡]
01/02	89 +	62 OHIO
01/08	69 +	55 Indiana
01/13	83 +	60 Purdue
01/16	80 +	63 Illinois
01/20	68 +	45 MICHIGAN
01/22	89 +	67 MICHIGAN STATE

OHIO STATE YEARLY RESULTS

01/27	64 + 56	Iowa
01/29	90 + 76	Northwestern
02/03	85 + 66	WISCONSIN
02/05	106 + 79	MINNESOTA
02/10	80 + 63	Minnesota
02/12	70 - 79	Wisconsin
02/17	84 + 71	NORTHWESTERN
02/19	82 + 60	IOWA
02/24	71 + 68	Michigan State
02/26	86 + 69	Michigan
03/02	76 + 50	ILLINOIS
03/04	93 + 58	PURDUE
03/07	74 + 53	INDIANA*

NCAA TOURNAMENT (First Round - Columbus, Ohio)

03/18	55 - 77	MISSISSIPPI
-------	---------	-------------

1984-85

Overall Record 28-3

Big Ten 18-0/1st

Home 15-1 Away 12-1 Neutral 1-1

	OSU	OPP	Opponent
11/21	87 + 51		ILLINOIS STATE
11/27	61 - 74		Kentucky
11/29	78 + 75		CINCINNATI
12/02	66 + 59		PENN STATE
12/08	76 + 53		Syracuse
12/13	72 + 58		Nevada-Las Vegas
12/15	83 + 75		Arizona State
12/20	87 + 54		CENTRAL MICHIGAN

BUCKEYE CLASSIC¹

12/28	79 + 47	STANFORD ¹
12/29	57 - 58	GEORGIA ¹
01/04	105 + 77	MICHIGAN STATE
01/06	79 + 51	MICHIGAN
01/11	66 + 53	Wisconsin
01/13	80 + 58	Northwestern
01/18	75 + 53	Indiana
01/25	77 + 58	ILLINOIS*
01/27	96 + 70	PURDUE
02/01	64 + 58	Minnesota
02/03	56 + 47	Iowa
02/08	87 + 67	NORTHWESTERN
02/10	62 + 48	WISCONSIN
02/15	86 + 69	INDIANA
02/22	81 + 63	Purdue
02/24	88 + 69	Illinois
03/01	64 + 41	IOWA
03/03	85 + 72	MINNESOTA
03/07	73 + 57	Michigan
03/09	93 + 62	Michigan State

NCAA TOURNAMENT

(Second Round - Columbus, Ohio)

03/17	102 + 60	HOLY CROSS
-------	----------	------------

(East Regional Semifinals - Norfolk, Va.)

03/21	81 + 78	Penn State
-------	---------	------------

(East Regional Finals - Norfolk, Va.)

03/23	68 - 72	Old Dominion
-------	---------	--------------

1985-86

Overall Record 23-7

Big Ten 16-2/1st

Home 14-3 Away 9-3 Neutral 0-1

	OSU	OPP	Opponent
11/26	98 + 79		Cincinnati
11/29	76 - 78		TEXAS
12/01	55 - 59		Penn State
12/07	75 + 66		SYRACUSE
12/15	74 + 42		Illinois State

BUCKEYE CLASSIC¹

12/20	82 + 65	UTAH ¹
12/21	95 + 75	CENTRAL MICHIGAN ¹
12/28	87 + 74	NEVADA-LAS VEGAS
12/30	66 - 70	KENTUCKY
01/03	72 + 58	Michigan State
01/05	77 + 53	Michigan
01/08	81 - 83	SOUTHERN CAL (OT)
01/10	81 + 48	WISCONSIN
01/12	82 + 70	NORTHWESTERN
01/17	84 + 80	INDIANA
01/24	74 + 63	Illinois
01/26	71 + 59	Purdue
01/31	95 + 65	MINNESOTA
02/02	70 + 54	IOWA
02/07	73 + 71	Northwestern (OT)
02/09	85 + 50	Wisconsin
02/14	66 - 68	Indiana
02/21	78 + 50	PURDUE
02/23	90 + 71	ILLINOIS
02/28	64 - 75	Iowa
03/02	77 + 70	Minnesota
03/06	73 + 48	MICHIGAN
03/08	98 + 63	MICHIGAN STATE

NCAA TOURNAMENT

(Second Round - Columbus, Ohio)

03/16	87 + 71	MARYLAND
-------	---------	----------

(Mideast Regional Semifinals - Iowa City, Iowa)

03/20	80 - 81	Louisiana State
-------	---------	-----------------

1986-87

Overall Record 26-5

Big Ten 17-1/1st

Home 11-1 Away 12-1 Neutral 3-2

	OSU	OPP	Opponent
			Texas Classic (Austin, Texas) ¹
12/05	87 + 64		Colorado ¹
12/06	78 - 99		Texas ¹
12/12	76 + 71		Kentucky
12/14	87 + 61		Central Michigan

BUCKEYE CLASSIC²

12/19	75 + 60	WEST VIRGINIA ²
12/20	65 - 70	N.C. STATE ²

Orange Bowl Invitational (Miami, Fla.)³

12/27	79 + 75	Miami (Fla.) ³
12/28	63 - 97	Texas ³
12/29	83 + 63	Southern Cal ³
01/03	72 + 52	Indiana
01/05	86 + 66	NORTHERN ILL.
01/09	72 + 48	MICHIGAN
01/11	76 + 64	MICHIGAN STATE
01/16	80 + 66	Northwestern
01/18	89 + 49	Wisconsin
01/23	79 + 53	MINNESOTA
01/25	67 + 54	IOWA
01/30	81 + 67	Purdue
02/01	68 + 64	Illinois
02/06	79 + 65	Michigan State
02/08	72 + 61	Michigan
02/13	97 + 62	WISCONSIN
02/15	89 + 62	NORTHWESTERN
02/20	54 - 66	Iowa
02/22	82 + 76	Minnesota
02/27	75 + 64	ILLINOIS
03/01	97 + 86	PURDUE
03/05	60 + 56	INDIANA

NCAA TOURNAMENT

(Second Round - Eugene, Ore.)

03/14	76 + 62	Oregon
-------	---------	--------

(West Regional Semifinals - Los Angeles, Calif.)

03/19	74 + 63	Southern California
-------	---------	---------------------

(West Regional Finals - Los Angeles, Calif.)

03/21	82 - 102	Long Beach State
-------	----------	------------------

1987-88

Overall Record 25-5

Big Ten 16-2/2nd

Home 15-0 Away 9-3 Neutral 1-2

	OSU	OPP	Opponent
12/01	89 + 73		Northern Illinois
			BUCKEYE CLASSIC ¹
12/04	99 + 62		BOSTON COLLEGE ¹
12/05	101 + 45		LOYOLA-CHICAGO ¹
12/12	72 + 53		CINCINNATI
12/15	76 + 67		Cal State-Fullerton
12/18	81 - 85		Southern Cal

N.C. State Classic (Raleigh, N.C.)²

12/28	66 - 80	Georgia ²
12/29	85 + 67	Providence
01/02	88 + 58	TEXAS
01/08	83 + 70	INDIANA
01/11	75 + 60	RUTGERS
01/15	77 + 66	Michigan
01/17	66 - 74	Michigan State (OT)
01/22	63 + 50	NORTHWESTERN
01/23	84 + 54	WISCONSIN
01/29	91 + 59	Minnesota
01/31	64 - 75	Iowa
02/05	73 + 48	PURDUE
02/07	92 + 53	ILLINOIS
02/12	82 + 59	MICHIGAN STATE
02/14	87 + 73	MICHIGAN
02/19	87 + 70	Wisconsin
02/21	82 + 64	Northwestern
02/26	58 + 54	IOWA
02/28	88 + 48	MINNESOTA
03/04	78 + 62	Illinois
03/06	70 + 59	Purdue
03/10	68 + 49	Indiana

NCAA TOURNAMENT

(Second Round - Columbus, Ohio)

03/20	116 + 75	SYRACUSE
-------	----------	----------

(Mideast Regional Semifinals - Athens, Ga.)

03/24	66 - 81	Maryland
-------	---------	----------

1988-89

Overall Record 24-6

Big Ten: 16-2/T1st

Home 13-1 Away 11-4 Neutral 0-1

	OSU	OPP	Opponent
11/26	68 - 88		Rutgers
11/29	82 + 80		Kentucky
			BUCKEYE CLASSIC ¹
12/03	69 + 50		NORTHEASTERN ¹
12/04	66 - 75		ILLINOIS STATE ¹
12/10	58 - 64		Cincinnati
12/12	81 + 60		BOWLING GREEN
12/18	59 + 49		Boston College
12/20	97 + 54		MARSHALL
12/28	72 + 67		Colorado
12/30	63 + 46		UCLA
01/06	85 + 68		NORTHWESTERN
01/08	84 + 53		WISCONSIN
01/13	85 + 70		Michigan
01/15	70 - 84		Iowa
01/20	78 + 72		PURDUE
01/22	67 + 51		ILLINOIS
01/27	106 + 82		Minnesota
01/29	66 + 56		Michigan State
02/03	66 - 76		Indiana
02/10	69 + 62		MICHIGAN STATE

02/12	89 + 51	MICHIGAN
02/15	73 + 55	Illinois
02/17	59 + 56	Purdue
02/21	66 + 57	IOWA
02/24	103 + 71	MINNESOTA
03/05	77 + 64	INDIANA
03/08	77 + 61	Wisconsin
03/11	79 + 70	Northwestern

NCAA TOURNAMENT

(Second Round - Columbus, Ohio)

03/19	81 + 66	JAMES MADISON
-------	---------	---------------

(East Regional Semifinals - Bowling Green, Ky.)

03/23	83 - 89	Long Beach State
-------	---------	------------------

1989-90

Overall Record 18-12

Big Ten: 11-7/4th

Home 12-3 Away 5-8 Neutral 1-1

OSU OPP Opponent

Nebraska Tournament (Lincoln, Neb.)¹

11/24	78 - 88	Georgia ¹
11/25	65 + 40	St. Louis ¹
11/28	89 + 86	KENTUCKY (30T)

BUCKEYE CLASSIC²

12/02	60 + 50	SYRACUSE ²
12/03	86 + 73	LOUISIANA STATE ²
12/09	70 - 96	Illinois State
12/14	52 - 82	Texas
12/17	82 + 64	Marshall
12/20	66 + 57	UCLA
12/30	78 - 93	PENN STATE
01/05	57 - 64	Northwestern
01/07	72 + 64	Wisconsin
01/12	84 + 67	MICHIGAN
01/14	76 + 58	MICHIGAN STATE
01/19	82 + 68	Purdue
01/21	66 - 69	Illinois (OT)
01/26	64 + 58	MINNESOTA
01/28	48 - 71	IOWA
02/02	81 + 64	INDIANA
02/09	72 + 66	Michigan State (20T)
02/11	55 - 58	Michigan
02/16	79 + 47	ILLINOIS
02/18	84 + 80	PURDUE (OT)
02/23	51 - 94	Iowa
02/25	86 + 72	Minnesota
03/02	63 - 66	Indiana (OT)
03/08	78 + 57	WISCONSIN
03/10	78 - 84	NORTHWESTERN

NCAA TOURNAMENT

(First Round - Columbus, Ohio)

03/14	73 + 61	SOUTHERN ILLINOIS
-------	---------	-------------------

(Second Round - Austin, Texas)

03/18	66 - 95	Texas
-------	---------	-------

1990-91

Overall Record 11-17

Big Ten: 8-10/T5th

Home 8-6 Away 3-9 Neutral 0-2

	OSU	OPP	Opponent
11/23	80 + 74		EASTERN MICHIGAN
11/28	73 - 107		Kentucky

BUCKEYE CLASSIC¹

12/01	84 + 71	PITTSBURGH ¹
12/02	54 - 63	NEBRASKA ¹
12/08	64 - 118	Penn State
12/11	92 + 50	AKRON
12/15	60 - 91	GEORGIA
12/18	78 - 97	Louisiana State

Hilton Head Shootout (Hilton Head, S.C.)²

OHIO STATE YEARLY RESULTS

12/29	69 - 85	Tennessee ²
12/30	73 - 98	Texas ²
01/03	45 - 105	Purdue
01/06	74 - 90	Illinois
01/11	72 + 63	Indiana
01/18	78 + 64	MINNESOTA
01/20	68 - 88	IOWA
01/25	81 + 70	Michigan (OT)
01/28	74 - 76	Michigan State
02/01	65 - 85	NORTHWESTERN
02/03	81 + 76	WISCONSIN (OT)
02/08	72 + 70	INDIANA
02/15	47 - 70	Iowa
02/17	64 + 52	Minnesota
02/22	79 - 92	MICHIGAN STATE
02/24	89 + 81	MICHIGAN
03/01	77 - 92	Wisconsin
03/03	55 - 71	Northwestern
03/07	81 + 65	ILLINOIS
03/09	80 - 81	PURDUE

1991-92**Overall Record 15-13****Big Ten 9-9/5th****Home 10-5 Away 5-8 Neutral 0-0**

	OSU	OPP	Opponent
11/23	61 +	49	JAMES MADISON
11/25	85 +	67	DAYTON
11/30	82 +	79	GEORGIA

BUCKEYE CLASSIC¹

12/7	84 + 80	BOSTON COLLEGE ¹
12/8	73 - 79	PENN STATE ¹
12/18	58 - 72	UCLA (Away)
12/20	80 + 71	Cal State Fullerton
01/03	69 - 74	MIAMI (OHIO)
01/07	101 + 94	KENTUCKY
01/10	85 + 67	NORTHWESTERN
01/12	79 - 90	WISCONSIN
01/17	75 - 83	Minnesota
01/19	56 - 73	Iowa
01/24	67 - 81	Indiana
01/26	63 - 92	Penn State
01/31	73 + 56	MICHIGAN
02/02	66 + 60	MICHIGAN STATE
02/07	69 - 84	Purdue
02/09	68 - 82	Illinois
02/14	59 - 68	IOWA
02/16	65 + 56	MINNESOTA
02/21	81 + 80	INDIANA
02/28	88 + 71	Michigan State
03/01	73 + 59	Michigan
03/06	62 + 59	ILLINOIS
03/08	76 - 89	PURDUE
03/11	78 + 72	Wisconsin
03/14	66 - 84	Northwestern

1992-93**Overall Record 28-4****NCAA National Runner-Up****Big Ten 16-2/T1st****Home 16-0 Away 9-3 Neutral 3-1**

	OSU	OPP	Opponent
12/04	76 +	65	BOWLING GREEN
12/13	104 +	65	Boston College
12/14	81 +	48	Massachusetts

BUCKEYE CLASSIC¹

12/18	97 + 65	C. MICHIGAN ¹
12/19	89 + 72	GEORGIA ¹
12/22	91 + 80	UCLA
12/30	84 + 55	SYRACUSE

Big Ten-ACC Challenge²

01/02	91 + 84	VIRGINIA ²
01/07	67 - 70	Vanderbilt
01/10	87 + 57	ILLINOIS
01/15	84 + 78	Purdue
01/17	81 + 67	Indiana
01/22	90 + 73	MICHIGAN
01/24	78 + 57	MICHIGAN STATE
01/27	80 - 97	Penn State
01/29	70 + 66	Wisconsin
02/05	62 - 79	Iowa
02/12	99 + 58	INDIANA
02/14	72 + 61	PURDUE
02/19	88 + 51	Michigan State
02/21	79 + 59	Michigan
02/24	73 + 71	PENN STATE
02/26	95 + 58	WISCONSIN
03/04	95 + 76	MINNESOTA
03/07	72 + 60	IOWA
03/11	76 + 66	Northwestern
03/13	94 + 78	Illinois

NCAA TOURNAMENT

(Second Round - Columbus, Ohio)

03/21 91 + 60 RUTGERS

(Midwest Regional Semifinals - Richmond, Va.)

03/25 86 + 73 Western Ky.

(Midwest Regional Finals - Richmond, Va.)

03/27 75 + 73 Virginia

(National Semifinals - Atlanta, Ga.)

04/03 73 + 72 Iowa (OT)

(National Championship - Atlanta, Ga.)

04/04 82 - 84 Texas Tech

1993-94**Overall Record 14-14****Big Ten 7-11/T7th****Home 6-6 Away 7-6 Neutral 1-2**

	OSU	OPP	Opponent
11/21	45	- 80	Tennessee
11/28	97	+ 66	MASSACHUSETTS
12/01	82	+ 80	VANDERBILT
12/11	54	+ 45	James Madison
12/14	85	+ 61	Syracuse
12/19	105	+ 70	KANSAS STATE
12/21	94	+ 81	Kentucky

Lady Gator Classic (Gainesville, Fla.)¹12/28 56 - 82 Southern Miss.¹12/29 82 + 63 Pennsylvania¹

01/05 64 + 58 Illinois

Big Ten-ACC Challenge²

01/08	65 - 68	Virginia ²
01/14	52 - 76	PURDUE
01/16	92 + 65	INDIANA
01/21	81 + 61	Michigan
01/23	87 + 50	Michigan State
01/25	66 - 74	PENN STATE
01/28	90 - 99	WISCONSIN
02/04	61 - 64	IOWA
02/11	67 - 77	Indiana
02/13	64 - 85	Purdue
02/18	72 - 73	MICHIGAN STATE
02/20	80 + 73	MICHIGAN
02/25	74 - 96	Penn State
02/27	70 - 73	Wisconsin
03/04	85 + 66	Minnesota
03/06	57 - 59	Iowa
03/10	70 - 79	NORTHWESTERN
03/12	93 + 48	ILLINOIS

1994-95**Overall Record 17-13****Big Ten 7-9/T7th****Home 8-5 Away 4-6 Neutral 5-2**

	OSU	OPP	Opponent
11/25	70 - 79	Georgia	
11/27	87 + 73	Kansas State	
12/04	75 + 59	KENTUCKY	
Kona Classic (Kona, Hawaii) ¹			
12/09	93 + 71	CSU-Sacramento ¹	
12/10	67 - 74	Pacific ¹	
12/11	119 + 63	Idaho State ¹	

BUCKEYE CLASSIC²

12/16	82 + 50	CINCINNATI ²
12/17	79 + 52	OHIO ²
12/20	81 - 98	LOUISIANA TECH
12/28	78 + 63	PENN STATE
12/31	71 + 68	Purdue
01/06	58 - 68	Indiana
01/08	69 - 76	Wisconsin
01/13	82 + 57	MINNESOTA
01/15	70 - 73	NORTHWESTERN
01/17	77 + 44	DUQUESNE
01/22	94 + 79	Michigan
01/27	82 + 67	MICHIGAN STATE
01/29	93 + 66	ILLINOIS
02/03	61 - 67	Iowa
02/10	52 - 65	Northwestern
02/12	93 + 73	Minnesota
02/17	76 - 81	WISCONSIN
02/19	70 - 72	INDIANA
02/24	55 - 58	PURDUE
02/26	70 - 83	Penn State

Big Ten Tournament (Indianapolis, Ind.)³

03/03	87 + 73	Illinois ³
03/04	72 + 59	Purdue ³
03/05	70 + 63	Michigan State ³
03/06	63 - 68	Penn State ³

1995-96**Overall Record 21-13****Big Ten 8-8/T6th****Home 12-3 Away 5-9 Neutral 4-1**

	OSU	OPP	Opponent
PRESEASON WNIT¹			
11/15	85 + 50	PITTSBURGH ¹	
11/17	93 + 64	MAINE ¹	
11/19	80 - 86	Arkansas (Fayetteville, Ark.) ¹	
11/24	92 + 74	Bowling Green	
Reebok Classic (Boston, Mass.) ²			

02/09	105 + 68	Northwestern
02/11	94 + 68	MINNESOTA
02/16	67 - 79	Wisconsin
02/18	68 - 70	Indiana
02/23	68 - 97	Purdue
02/25	69 - 72	PENN STATE

Big Ten Tournament (Indianapolis, Ind.)³03/02 78 + 64 Minnesota³03/03 72 + 58 Wisconsin³03/04 70 - 84 Penn State³**NCAA TOURNAMENT**

(Sub-Regional - Knoxville, Tenn.)

03/16 97 + 75 Memphis

03/18 65 - 97 Tennessee

1996-97**Overall Record 12-16****Big Ten 3-13/10th****Home 7-7 Away 4-8 Neutral 1-1**

	OSU	OPP	Opponent
11/22	83 + 78		Providence
11/24	68 + 53		Massachusetts
12/01	62 - 73		SAN FRANCISCO
12/04	84 + 66		KENTUCKY
12/06	90 + 70		XAVIER
12/08	73 + 53		DUQUESNE
12/15	73 + 51		BALL STATE
12/18	66 + 54		Pittsburgh
12/21	66 - 72		DePaul
12/28	78 + 55		MICHIGAN
12/30	59 - 69		IOWA
01/04	74 + 67		NOTRE DAME
01/06	73 - 89		Illinois
01/10	63 - 66		MICHIGAN STATE
01/12	83 - 96		Northwestern
01/17	84 + 61		MINNESOTA
01/19	61 - 67		Wisconsin
01/23	63 - 76		PURDUE
01/26	66 - 83		PENN STATE
01/31	72 + 59		Indiana
02/02	64 - 66		Minnesota
02/07	62 - 74		NORTHWESTERN
02/09	64 - 72		Michigan State
02/14	81 - 84		ILLINOIS
02/21	59 - 80		Iowa
02/23	65 - 74		Michigan
Big Ten Tournament (Indianapolis, Ind.) ¹			
02/28	80 + 79		Penn State ¹
03/01	79 - 85		Michigan State ¹

1997-98**Overall Record 15-12****Big Ten 7-9/8th****Home 8-4 Away 5-7 Neutral 2-1**

	OSU	OPP	Opponent
11/16	71 + 60	ST. BONAVENTURE	
11/23	78 + 69	HOUSTON	
11/28	77 + 63	Xavier	
11/30	59 + 56	MASSACHUSETTS	
12/03	51 - 68	Kentucky	
12/13	64 - 67	KANSAS STATE	
12/16	80 + 74	West Virginia	
Oakland (Calif.) Tribune Classic¹			
12/19	76 + 56	Howard ¹	
12/20	85 + 72	California ¹	
12/28	70 + 66	Michigan	
12/30	57 - 66	Iowa	
01/06	57 - 81	ILLINOIS	
01/09	56 - 85	Michigan State	
01/11	81 + 64	NORTHWESTERN	

OHIO STATE YEARLY RESULTS

01/16	73 + 60	MINNESOTA
01/18	66 + 54	WISCONSIN
01/23	54 - 66	Purdue
01/25	73 - 82	Penn State
01/30	79 + 73	INDIANA
02/01	71 + 53	MINNESOTA
02/06	60 - 76	Northwestern
02/08	72 - 74	MICHIGAN STATE
02/13	64 - 80	Illinois
02/20	71 - 74	IOWA
02/22	88 + 80	MICHIGAN

Big Ten Tournament (Indianapolis, Ind.)²

02/27	83 + 61	Michigan State ²
02/28	54 - 72	Iowa ²

1998-99

Overall Record 17-12

Big Ten 9-7/4th

Home 9-4 Away 5-6 Neutral 3-2

	OSU	OPP	Opponent
11/16	63 +	62	Kansas
11/19	84 -	92	KENTUCKY (OT)
11/23	63 -	68	XAVIER
11/30	73 +	48	CALIFORNIA
12/02	75 -	40	PITTSBURGH
12/05	61 +	58	Rutgers

Hawaii Invitational¹

12/12	70 + 52	St. Mary's ¹
12/13	80 + 32	Texas Southern ¹
12/14	41 - 57	Hawaii ¹
12/20	86 + 78	WEST VIRGINIA
12/28	72 + 54	Penn State
12/30	62 + 60	Michigan State
01/05	70 + 55	WISCONSIN
01/08	70 + 67	ILLINOIS
01/15	78 + 60	Indiana
01/17	41 - 48	Northwestern
01/24	68 + 42	MINNESOTA
01/26	56 - 64	PURDUE
01/29	71 - 85	Michigan (OT)
01/31	76 + 58	INDIANA
02/05	70 + 66	IOWA
02/07	73 - 79	Illinois
02/12	79 - 83	Wisconsin (OT)
02/14	58 - 88	Purdue
02/18	85 + 46	Michigan State
02/21	62 - 77	Penn State

Big Ten Tournament (Indianapolis, Ind.)²

02/27	70 + 61	Wisconsin ²
02/28	59 - 72	Purdue ²

NCAA Tournament (Knoxville, Tenn.)

03/13	59 - 72	Boston College
-------	---------	----------------

1999-00

Overall Record 13-15

Big Ten 5-11/8th

Home 9-5 Away 1-8 Neutral 3-2

	OSU	OPP	Opponent
11/23	70 + 40		HIGH POINT

Harvard Invitational¹

11/26	52 - 66	Harvard ¹
11/27	98 + 66	Sacred Heart ¹
12/01	35 - 46	RUTGERS
12/04	85 + 56	BOWLING GREEN
12/09	62 + 61	CLEVELAND STATE
12/12	75 + 36	SAINT PETER'S
12/14	79 + 49	BOSTON

The Long Beach State Classic²

12/19	59 - 91	Georgia ²
12/20	75 + 36	Tennessee-Martin ²

12/30	57 - 63	ILLINOIS (OT)
01/02	50 - 62	Michigan State
01/06	59 + 50	Minnesota
01/13	53 + 51	PURDUE
01/16	45 - 80	WISCONSIN
01/20	62 - 73	Penn State
01/23	59 - 79	Wisconsin
01/27	64 + 50	MICHIGAN STATE
01/30	81 + 60	INDIANA
02/03	52 - 75	Purdue
02/06	61 - 65	MICHIGAN
02/13	61 + 35	NORTHWESTERN
02/17	60 - 68	Iowa
02/20	61 - 70	Illinois
02/24	58 - 65	Indiana
02/27	50 - 56	PENN STATE

Big Ten Tournament (Indianapolis, Ind.)

03/02	58 + 44	Indiana
03/03	48 - 64	Penn State

2000-01

Overall Record 22-11

Big Ten 6-10/T8th

Home 12-5 Away 7-5 Neutral 3-1

	OSU	OPP	Opponent
11/17	87 + 76	Cleveland State	
Carrs/Safeway Great Alaska Shootout¹			
11/22	84 + 60	Valparaiso ¹	
11/22	95 + 60	Rhode Island ¹	
11/29	76 + 38	SETON HALL	
12/03	102 + 55	LONG BEACH STATE	
12/10	59 + 46	UW-GREEN BAY	
12/12	95 + 49	Bowling Green	
12/16	94 + 32	ARKANSAS PINE BLUFF	

Carrs/Safeway Great Alaska Shootout¹

11/22	84 + 60	Valparaiso ¹
11/22	95 + 60	Rhode Island ¹
11/29	76 + 38	SETON HALL
12/03	102 + 55	LONG BEACH STATE
12/10	59 + 46	UW-GREEN BAY
12/12	95 + 49	Bowling Green
12/16	94 + 32	ARKANSAS PINE BLUFF
12/19	100 + 35	AKRON
12/21	79 + 57	UCLA
12/28	56 - 65	INDIANA
12/31	63 - 66	PENN STATE
01/04	60 - 62	Michigan State
01/07	66 + 61	Northwestern
01/11	73 - 75	ILLINOIS
01/14	76 + 68	Michigan
01/17	79 + 52	IOWA
01/21	63 - 76	MICHIGAN
01/28	76 - 83	Indiana
02/01	52 - 69	Penn State
02/08	64 + 52	MINNESOTA
02/11	71 - 74	PURDUE (2OT)
02/15	72 + 65	Minnesota (OT)
02/18	59 - 74	Iowa
02/21	61 + 41	NORTHWESTERN
02/25	62 - 81	Wisconsin

Big Ten Tournament (Grand Rapids, Mich.)

03/01	52 + 48	Michigan State
03/02	61 - 81	Purdue

Women's National Invitation Tournament

03/14	61 + 60	CINCINNATI (Columbus)
03/18	73 + 62	DEPAUL (Columbus)
03/20	70 + 61	Western Kentucky (Bowling Green, Ky.)
03/25	74 + 65	JAMES MADISON (Columbus)
03/28	62 + 61	New Mexico (Albuquerque, N.M.)

2001-02

Overall Record 14-15

Big Ten 8-8/T5th

Home 9-6 Away 4-8 Neutral 1-1

	OSU	OPP	Opponent
11/18	85 +	60	OHIO
11/21	76 -	90	Arizona
11/24	60 -	64	(at) UCLA
11/29	50 -	70	UC-SANTA BARBARA
12/02	71 +	57	DUQUESNE
12/08	53 -	71	Seton Hall
12/10	58 -	70	EASTERN MICHIGAN

Women's Sports Foundation Classic

(Columbus, Ohio)¹

12/14	66 - 67	LOUISVILLE ¹
12/15	96 + 68	XAVIER ¹
12/18	88 + 79	Virginia (OT)
12/20	87 + 50	SACRED HEART
12/28	52 - 64	Indiana
12/30	70 + 65	Penn State
01/03	82 + 63	IOWA
01/06	77 + 51	NORTHWESTERN
01/10	77 + 66	Michigan
01/13	43 - 80	Purdue
01/17	49 - 64	MICHIGAN STATE
01/20	65 - 79	Iowa
01/25	70 + 66	MINNESOTA
01/31	72 - 85	INDIANA
02/03	62 - 95	PENN STATE
02/07	64 - 79	Minnesota
02/10	88 + 75	MICHIGAN
02/13	76 - 96	Illinois
02/17	87 + 69	Northwestern
02/24	82 + 55	WISCONSIN

Big Ten Tournament (Indianapolis, Ind.)

02/28	89 + 82	Michigan State (2OT)
03/01	55 - 70	Penn State

2002-03

Overall Record 22-10

Big Ten 10-6/T4th

Home 14-0 Away 4-7 Neutral 4-3

	OSU	OPP	Opponent
11/22	88 +	48	Duquense
11/26	100 +	57	WAYNE STATE
11/29	51 -	58	Villanova
11/30	77 +	49	Hartford
12/7	64 -	74	UW-Green Bay
12/13	64 +	36	Ohio
12/15	84 +	65	ARIZONA
12/18	73 +	60	VIRGINIA
12/20	76 +	45	YOUNGSTOWN STATE
12/29	76 +	60	AUSTIN PEAY
12/31	82 +	49	NORTHWESTERN
01/5	70 +	66	TEXAS*
01/9	70 +	65	MICHIGAN STATE
01/12	50 -	54	Indiana
01/16	57 +	42	Wisconsin
01/19	63 +	42	Northwestern
01/23	82 +	74	ILLINOIS
01/26	74 +	59	IOWA
01/30	53 -	68	Penn State
02/2	62 -	67	Purdue
02/6	66 +	58	MINNESOTA
02/9	63+	40	WISCONSIN
02/13	64 -	65	Michigan State
02/16	50 -	73	Minnesota
02/19	54 -	58	Illinois
02/23	56 +	51	PURDUE

02/27	70 + 55	MICHIGAN*
-------	---------	-----------

Big Ten Tournament (Indianapolis, Ind.)

03/7	71 + 55	Michigan State
03/09	72 + 61	Penn State
03/10	65 - 67	Purdue

NCAA Tournament (Ruston, La.)

03/23	66 + 44	Weber State
03/25	61 - 74	Louisiana Tech

*Played in St. John Arena

2003-04

Overall Record 21-10

Big Ten 11-5/3rd

Home 13-4 Away 7-5 Neutral 1-1

	OSU	OPP	Opponent
11/21	83 +	50	OHIO
11/23	71 +	56	FLORIDA A&M
11/25	70 +	42	UNC WILMINGTON
12/1	96 +	48	IUPUI
12/12	55 -	60	Nebraska
12/18	88 +	45	WRIGHT STATE*

Buckeye Classic (Columbus, Ohio)¹

12/20	67 + 53	ST. JOHN'S ¹
12/21	95 + 54	PENNSYLVANIA ¹
12/28	73 + 59	UC Santa Barbara
12/30	56 - 71	(at) UCLA
1/2	65 + 46	WISCONSIN
1/4	53 - 56	Rutgers
1/8	51 - 52	Illinois
1/11	77 + 35	Northwestern
1/15	47 - 55	MICHIGAN STATE
1/22	68 - 74	PURDUE
1/25	64 - 70	PENN STATE
1/29	51 + 49	Michigan
2/1	71 + 65	Indiana
2/5	93 + 82	Iowa
2/8	54 - 57	Purdue
2/12	75 + 57	MINNESOTA
2/15	72 + 53	Michigan State
2/19	57 + 46	NORTHWESTERN*
2/22	76 + 57	Illinois
2/26	76 + 62	Minnesota
2/29	72 + 56	Wisconsin

Big Ten Tournament (Indianapolis, Ind.)

3/5	58 + 50	Minnesota
3/7	61 - 67	Purdue

NCAA Tournament (Columbus, Ohio)*

3/20	73 + 67	West Virginia*
3/22	48 - 63	Boston College*

*Played in St. John Arena

2004-05

Overall Record 30-5

Big Ten 17-2/T1st

Home 17-0 Away 10-3 Neutral 3-2

OSU OPP Opponent

PRESEASON WNIT ¹			
11/12	89 + 41	BOWLING GREEN	
11/14	76 + 29	ST. JOSEPH'S*	
11/17	78 + 45	ARIZONA	
11/20	62 - 66	Notre Dame	

Buckeye Classic (Columbus, Ohio)

11/27	80 + 43	YALE
11/28	86 + 52	BRADLEY
12/01	107 + 37	Ohio
12/04	75 + 42	Dayton
12/11	86 + 61	NEBRASKA
12/13	70 + 57	Pennsylvania
12/18	73 + 58	Oregon
12/21	83 + 60	UCLA

OHIO STATE YEARLY RESULTS

12/30	62 - 69	Penn State
1/2	63 + 50	PURDUE
1/6	68 + 54	MICHIGAN STATE
1/9	66 + 51	LIBERTY
1/11	84 + 56	Michigan
1/13	80 + 57	IOWA
1/16	52 + 50	RUTGERS
1/20	52 + 30	Indiana
1/23	71 + 59	NORTHWESTERN
1/27	86 + 67	Wisconsin
1/30	69 + 55	Illinois
2/6	78 + 46	INDIANA
2/10	72 + 39	MICHIGAN
2/13	67 + 60	Iowa
2/17	65 + 53	MINNESOTA
2/20	64 - 66	Michigan State
2/24	57 + 51	Purdue
2/27	69 + 58	PENN STATE

Big Ten Tournament (Indianapolis, Ind.)

3/4	70 + 46	Wisconsin
3/6	63 - 66	Minnesota (OT)

NCAA Tournament (College Park, Md.)

3/20	86 + 45	Holy Cross
3/22	75 + 65	Maryland

NCAA Tournament Regionals (Philadelphia)

3/27	58 - 64	Rutgers
------	---------	---------

*Played in St. John Arena

2005-06

Overall Record 29-3

Big Ten 15-1/1st

Home 16-1 Away 9-1 Neutral 4-1

OSU OPP Opponent

11/21	85 + 38	E. KENTUCKY
11/26	94 + 35	NICHOLLS
11/27	75 + 36	W. ILLINOIS
11/30	73 + 31	DAYTON
12/3	66 + 61	Boston College (OT)
12/11	68 + 57	S. California
12/15	48 - 64	Louisiana State
12/20	84 + 40	SACRED HEART
12/22	90 + 58	CANISIUS
12/29	75 + 53	PENN STATE

1/1	59 - 61	Purdue
-----	---------	--------

1/5	82 + 54	Northwestern
-----	---------	--------------

1/9	75 + 71	OKLAHOMA
-----	---------	----------

1/12	72 + 62	Iowa
------	---------	------

1/15	62 + 34	MICHIGAN
------	---------	----------

1/19	60 + 50	INDIANA
------	---------	---------

1/22	67 + 65	Michigan State
------	---------	----------------

1/26	73 + 46	WISCONSIN
------	---------	-----------

1/29	75 + 49	ILLINOIS
------	---------	----------

2/5	61 + 45	Indiana
-----	---------	---------

2/7	79 + 48	WRIGHT STATE
-----	---------	--------------

2/10	74 + 55	Michigan
------	---------	----------

2/12	88 + 77	IOWA
------	---------	------

2/16	76 + 55	Minnesota
------	---------	-----------

2/20	69 + 38	MICHIGAN STATE
------	---------	----------------

2/23	67 + 58	PURDUE
------	---------	--------

2/26	61 + 59	Penn State
------	---------	------------

Big Ten Tournament (Indianapolis, Ind.)

3/3	64 + 46	Penn State
-----	---------	------------

3/5	68 + 64	Michigan State
-----	---------	----------------

3/6	63 + 60	Purdue
-----	---------	--------

NCAA Tournament (West Lafayette, Ind.)

3/21	68 + 45	Oakland
------	---------	---------

3/23	69 - 79	Boston College
------	---------	----------------

¹ Played in St. John Arena

2006-07

Overall Record 28-4

Big Ten 15-1/1st

Home 16-1 Away 10-1 Neutral 2-2

OSU OPP Opponent

11/12	77 + 41	at Army
11/19	77 + 58	USC
11/21	80 +72 2ot	BOSTON COLLEGE

Buckeye Classic (Columbus, Ohio) ¹

11/25	77 + 43	CORNELL
-------	---------	---------

11/26	83 + 43	MONTANA
-------	---------	---------

11/30	68 + 33	LONGWOOD
-------	---------	----------

12/3	84 + 79	WASHINGTON
------	---------	------------

12/10	51 - 75	at LSU
-------	---------	--------

12/16	98 + 55	ALABAMA A&M
-------	---------	-------------

12/17	97 + 52	HOWARD
-------	---------	--------

Big Ten/Big XII Challenge (Norman, Okla.)

12/20	74 + 67	at Oklahoma
-------	---------	-------------

12/31	73 + 67	at Iowa
-------	---------	---------

1/4	75 + 62	MINNESOTA
-----	---------	-----------

1/6	53 + 51	KENTUCKY
-----	---------	----------

1/11	63 + 61	at Penn State
------	---------	---------------

1/14	70 + 42	NORTHWESTERN
------	---------	--------------

1/18	74 + 51	at Wisconsin
------	---------	--------------

1/21	62 + 52	ILLINOIS
------	---------	----------

1/25	72 + 62	INDIANA
------	---------	---------

1/29	64 + 55	at Purdue
------	---------	-----------

2/1	66 + 42	at Northwestern
-----	---------	-----------------

2/4	85 + 49	IOWA
-----	---------	------

2/8	70 + 67	at Minnesota
-----	---------	--------------

2/11	69 + 60	at Illinois
------	---------	-------------

2/15	83 + 57	WISCONSIN
------	---------	-----------

2/18	59 - 62	MICHIGAN STATE
------	---------	----------------

2/22	78 + 61	PENN STATE
------	---------	------------

2/25	72 + 58	at Michigan
------	---------	-------------

Big Ten Tournament (Indianapolis, Ind.)

3/2	72 + 60	vs Indiana
-----	---------	------------

3/4	73 + 71	vs Penn State (OT)
-----	---------	--------------------

3/5	52 - 64	vs Purdue
-----	---------	-----------

NCAA Tournament (Stanford, Calif.)

3/17	63 - 67	vs Marist
------	---------	-----------

¹ Played at St. John Arena

2007-08

Overall Record 22-9

Big Ten 13-5/T-1st

Home 16-1 Away 6-6 Neutral 0-2

OSU OPP Opponent

11/11	63 + 57	MARIST
11/14	88 + 41	TENNESSEE STATE
11/17	83 + 68	at Boston University

11/19	79 + 38	SOUTHERN
-------	---------	----------

Buckeye Classic (Columbus, Ohio) ¹

11/24	88 + 26	COLGATE
-------	---------	---------

11/25	58 - 67	AUBURN
-------	---------	--------

Big Ten/ACC Challenge (College Park, Md.)

11/30	53 - 77	at Maryland
-------	---------	-------------

12/2	69 + 55	OLE MISS
------	---------	----------

12/16	71 + 54	at Washington
-------	---------	---------------

12/19	84 + 50	YOUNGSTOWN STATE
-------	---------	------------------

12/22	86 + 74	NEBRASKA
-------	---------	----------

12/30	53 - 60	at Michigan State
-------	---------	-------------------

1/3	66 + 42	MICHIGAN
-----	---------	----------

1/6	73 + 65	at Iowa
-----	---------	---------

1/10	71 + 59	INDIANA
------	---------	---------

1/13	77 + 55	at Northwestern
------	---------	-----------------

1/17	43 + 42	ILLINOIS
------	---------	----------

1/20	79 + 74	WISCONSIN
------	---------	-----------

1/24	70 - 79	at Minnesota
------	---------	--------------

1/28	89 + 53	PENN STATE
------	---------	------------

1/31	64 - 68	at Illinois
2/3	76 + 62	MINNESOTA
2/7	67 - 68	at Purdue
2/10	80 + 77	at Wisconsin
2/18	72 + 56	PURDUE
2/21	69 + 56	IOWA
2/25	61 - 69	at Indiana (OT)
2/28	87 + 84	at Penn State
3/2	74 + 50	NORTHWESTERN

Big Ten Tournament (Indianapolis, Ind.)

3/7	58 - 64	Illinois
-----	---------	----------

NCAA Tournament (Des Moines, Iowa)

3/22	49 - 60	Florida State
------	---------	---------------

¹ Played in St. John Arena

2008-09

Overall Record 29-6

Big Ten 15-3/1st

Home 16-2 Away 8-3 Neutral 5-1

OSU OPP Opponent

11/14	75 + 56	BUTLER
-------	---------	--------

11/16	92 + 58	ARMY
-------	---------	------

11/19	78 + 71	SYRACUSE
-------	---------	----------

11/23	80 - 87	at Auburn (OT)
-------	---------	----------------

11/25	63 + 45	HARTFORD
-------	---------	----------

Buckeye Classic (Columbus, Ohio) ¹

11/29	72 + 47	BOSTON U
-------	---------	----------

11/30	76 + 61	DAYTON
-------	---------	--------

Big Ten/ACC Challenge (Columbus, Ohio)

12/3	63 - 72	NORTH CAROLINA
------	---------	----------------

12/6	69 + 65	at Nebraska
------	---------	-------------

12/15	68 + 54	CLEVELAND STATE ²
-------	---------	------------------------------

12/16	68 + 35	DELAWARE STATE
-------	---------	----------------

12/21	70 + 50	MICHIGAN
-------	---------	----------

12/31	68 + 59	at Northwestern
-------	---------	-----------------

1/4	67 + 49	MICHIGAN STATE
-----	---------	----------------

1/8	55 + 42	at Wisconsin
-----	---------	--------------

1/12	67 + 35	at Illinois
------	---------	-------------

1/15	56 - 59	MINNESOTA
------	---------	-----------

1/22	68 + 51	ILLINOIS
------	---------	----------

1/25	71 + 60	at Purdue
------	---------	-----------

1/29	52 + 44	at Michigan
------	---------	-------------

2/1	59 + 51	INDIANA
-----	---------	---------

2/5	59 + 47	PURDUE
-----	---------	--------

2/8	46 - 52	at Michigan State
-----	---------	-------------------

2/12	75 - 85	at Iowa
------	---------	---------

2/15	81 + 55	NORTHWESTERN
------	---------	--------------

2/19	73 + 62	at Minnesota
------	---------	--------------

2/22	79 + 67	at Indiana
------	---------	------------

2/26	75 + 53	WISCONSIN
------	---------	-----------

3/1	74 + 63	PENN STATE
-----	---------	------------

Big Ten Tournament (Indianapolis, Ind.)

3/6	70 + 53	vs Illinois
-----	---------	-------------

3/7	72 + 56	vs Iowa
-----	---------	---------

3/8	67 + 66	vs Purdue
-----	---------	-----------

NCAA Tournament (Columbus, Ohio) ²

3/21	77 + 63	vs Sacred Heart
------	---------	-----------------

3/23	64 + 58	vs Mississippi State
------	---------	----------------------

NCAA Berkeley Regional (Berkeley, Calif.)

3/28	66 - 84	vs Stanford
------	---------	-------------

¹ Played at St. John Arena

² Played at Nationwide Arena

2009-10

Overall Record 31-5

Big Ten 15-3/1st

Home 19-1 Away 8-3 Neutral 4-1

OSU OPP Opponent

11/13	91 + 68	Eastern Illinois ¹²
-------	---------	--------------------------------

11/15	91 + 72	Bowling Green ¹
-------	---------	----------------------------

11/17	88 + 55	UAB
11/19	92 + 69	West Virginia ¹
11/22	93 + 72	Oklahoma State ¹
11/25	89 + 56	UNC Greensboro

Buckeye Classic (Columbus, Ohio) ²

11/28	88 + 33	IUPUI ²
-------	---------	--------------------

11/29	83 + 71	#15 California ²
-------	---------	-----------------------------

OHIO STATE YEARLY RESULTS

2/10	90 + 67	Purdue ¹
2/13	83 + 76	at Minnesota
2/17	89 + 67	#23 Penn State
2/20	76 + 74	at Purdue
2/24	54 + 53	at #10 Michigan State
2/27	80 + 47	Wisconsin

Big Ten Tournament (Indianapolis, Ind.)

3/4	71 + 61	vs Iowa
3/5	72 + 57	vs Michigan State
3/6	84 + 70	vs Penn State

NCAA Tournament (Columbus, Ohio)

3/19	80 + 69	vs UCF ²
3/21	67 + 60	vs Georgia Tech ²

NCAA Tournament (Dayton, Ohio)

3/26	75 - 85	vs Tennessee
------	---------	--------------

¹ Played at Nationwide Arena

² Played at St. John Arena

2010-11

Overall Record 24-10

Big Ten 10-6/T-3rd

Home 13-3 Away 6-5 Neutral 5-2

	OSU	OPP	Opponent
11/12	84 +	75	at Temple
11/14	74 +	62	Eastern Michigan
11/17	59 +	55	at LSU
11/22	80 +	47	East Tennessee State
11/28	88 +	69	UNC Wilmington

Big Ten/ACC Challenge (St. John Arena)

12/2	74 + 46	Virginia
------	---------	----------

Big Ten/Big 12 Challenge

12/5	95 + 84	#11 Oklahoma
12/11	66 - 75	at Syracuse
12/14	87 + 55	USC-Upstate

Maggie Dixon Classic (Madison Square Garden)

12/19	50 - 81	vs. #1 UConn
12/28	67 - 71	Duquesne
12/30	51 - 64	at Michigan
1/2	86 + 38	Bethune Cookman
1/5	83 + 65	Indiana
1/8	76 - 89	at #21 Iowa
1/13	53 - 64	at Northwestern
1/16	67 + 53	#9 Michigan State
1/20	71 + 62	at Illinois
1/24	81 + 67	#18 Iowa
1/27	66 - 69	Michigan
1/30	71 - 80	at Penn State
2/6	68 - 74	Northwestern
2/10	90 + 67	Purdue ¹
2/13	83 + 76	at Minnesota
2/17	89 + 67	#23 Penn State
2/20	76 + 74	at Purdue
2/24	54 + 53	at #10 Michigan State
2/27	80 + 47	Wisconsin

Big Ten Tournament (Indianapolis, Ind.)

3/4	71 + 61	vs Iowa
3/5	72 + 57	vs Michigan State
3/6	84 + 70	vs Penn State

NCAA Tournament (Columbus, Ohio)

3/19	80 + 69	vs UCF ²
3/21	67 + 60	vs Georgia Tech ²

NCAA Tournament (Dayton, Ohio)

3/26	75 - 85	vs Tennessee
------	---------	--------------

¹ Played at Nationwide Arena

² Played at St. John Arena

2011-12

Overall Record 25-7

Big Ten 11-5/T-2nd

Home 19-0 Away 5-5 Neutral 1-2

	OSU	OPP	Opponent
11/13	78 +	51	Tennessee State
11/18	70 +	66	Temple
11/22	73 +	50	Howard
11/25	84 +	37	Stony Brook
11/27	77 +	68	LSU

Big Ten/ACC Challenge

11/30	78 + 75	Florida State (OT)
-------	---------	--------------------

Big Ten/Big 12 Challenge

12/4	69 + 63	at Oklahoma
12/10	84 + 41	Canisius
12/13	83 + 49	Southern
12/17	77 + 75	at California
12/19	88 + 58	Charlotte
12/20	88 + 50	Southern Utah
12/22	79 + 57	Washington State
12/30	77 + 61	at Wisconsin
1/2	84 + 71	Iowa
1/7	62 - 73	at Michigan
1/12	82 + 72	Northwestern
1/15	64 + 56	at Michigan State
1/19	82 + 68	Nebraska
1/22	96 + 84	Illinois
1/26	73 + 55	at Indiana
1/29	65 - 76	at Minnesota
2/6	72 + 58	Wisconsin
2/9	65 - 66	at Illinois
2/12	80 + 71	Purdue
2/16	75 + 54	Indiana
2/20	66 - 84	at Penn State
2/23	81 - 56	Minnesota
2/26	57 - 71	at Nebraska

Big Ten Tournament (Indianapolis, Ind.)

3/2	57 + 48	vs. Michigan
3/3	62 - 77	vs. Nebraska

NCAA Tournament (Bowling Green, Ohio)

3/18	65 - 70	vs. Florida
------	---------	-------------

